

TWO THOUSAND FIFTEEN  
**SOUTHERN CONFERENCE  
BASEBALL**

THE CITADEL ETSU FURMAN MERCER UNCG SAMFORD VMI WESTERN CAROLINA WOFFORD





# 2015 SOCON BASEBALL CHAMPIONSHIP

CHARLESTON, SOUTH CAROLINA

MAY 19-24

JOSEPH P. RILEY, JR. PARK

## TOURNAMENT SCHEDULE

DAY 1: MAY 19 (TUESDAY)

GAME 1: #8 SEED VS. #9 SEED

3:30 P.M.

SDN

DAY 2: MAY 20 (WEDNESDAY)

GAME 2: #7 SEED VS. #2 SEED

9 A.M.

SDN

GAME 3: #3 SEED VS. #6 SEED

12:30 P.M.

SDN

GAME 4: WINNER OF GAME 1 VS. #1 SEED

5 P.M.

SDN

GAME 5: #4 SEED VS. #5 SEED

8:30 P.M.

SDN

DAY 3: MAY 21 (THURSDAY)

GAME 6: LOSER GAME 2 VS. LOSER GAME 3

9 A.M.

SDN

GAME 7: LOSER GAME 4 VS. LOSER GAME 5

12:30 P.M.

SDN

GAME 8: WINNER GAME 2 VS. WINNER GAME 3

5 P.M.

SDN

GAME 9: WINNER GAME 4 VS. WINNER GAME 5

8:30 P.M.

SDN

DAY 4: MAY 22 (FRIDAY)

GAME 10: WINNER GAME 6 VS. LOSER GAME 9

3 P.M.

SDN

GAME 11: WINNER GAME 7 VS. LOSER GAME 8

6:30 P.M.

SDN

DAY 5: MAY 23 (SATURDAY)

GAME 12: WINNER GAME 8 VS. WINNER GAME 10

9 A.M.

SDN

GAME 13: WINNER GAME 9 VS. WINNER GAME 11

12:30 P.M.

SDN

GAME 14: WINNER GAME 12 VS. LOSER GAME 12<sup>^</sup>

5 P.M.

SDN

GAME 15: WINNER GAME 13 VS. LOSER GAME 13<sup>^</sup>

8:30 P.M.

SDN

DAY 6: MAY 24 (SUNDAY)

CHAMPIONSHIP GAME

2 P.M.

ESPN3

\*IF NECESSARY GAMES. IF THE WINNERS OF GAMES 12 AND 13 HAVE A LOSS, A SECOND MATCHUP WILL BE NECESSARY. THE "IF NECESSARY" GAME FOR GAME 12 IS GAME 14 AND GAME 15 IS FOR GAME 13. IF GAME 14 IS NOT NECESSARY BUT GAME 15 IS, GAME 15 WILL START AT 5 P.M.



VISIT [SOCONSPORTS.COM](http://SOCONSPORTS.COM) FOR UPDATED  
TOURNAMENT INFORMATION.



## 2015 Southern Conference Baseball Media Guide

### On the inside

**2015 composite schedule** .....2-4

**2015 Southern Conference Championship** .....5

### Southern Conference

History ..... 6-10

SoCon Principles ..... 11

Hall of Fame .....12-13

Commissioner John Iamarino ..... 14

Staff..... 15

Media Services..... 16

### Teams

The Citadel ..... 18-19

ETSU.....20-21

Furman .....22-23

Mercer.....24-25

UNCG.....26-27

Samford.....28-29

VMI .....30-31

Western Carolina.....32-33

Wofford.....34-35

### 2014 year-in-review

Year-in-review .....36-37

Team stats.....38-40

Individual stats .....41-43

### All-time records and honors

Yearly standings .....44-48

SoCon Championship results .....49-51

SoCon in the NCAA tournament .....52-54

Players/Pitchers of the Week .....55-57

Players/Pitchers of the Month..... 58

All-conference teams .....59-63

SoCon all-tournament teams ..... 64

Yearly awards ..... 65

Regional and national awards.....66-67

Individual records.....68-75

Team records .....75-78

SoCon Championship records .....79-80

Individual annual leaders .....81-85

Team annual leaders.....85-88

### The Southern Conference

702 N. Pine Street  
Spartanburg, SC 29303

Phone:..... 864-591-5100

Fax:..... 864-591-3448

Website: ..... SoConSports.com

### Conference staff

**John Iamarino** ..... Commissioner

**Geoff Cabe** ..... Senior Associate Commissioner

**Sue Arakas** ..... Associate Commissioner

**Doug King** ..... Associate Commissioner for Compliance

**Jason Yaman** ..... Associate Commissioner for Media Relations

**Kate Barnett** ..... Director of Championships

**Paul Lollis** ..... Director of Multimedia Services

**Jordan Gotfredson** ..... Assistant Director of Multimedia Services

**Erin O'Shea** ..... Assistant Director of Championships

**Phil Perry** ..... Assistant Director of Media Relations

**Laura Hayes** ..... Executive Assistant to the Commissioner

**Katie Burger** ..... Operations Assistant

**Davis Simpson** ..... Media Relations Assistant

**Tony Thompson** ..... Coordinator of Officials

### Southern Conference Officers

President: Capt. Chip Taylor, The Citadel

Vice President: Dr. A.J. Grube, Western Carolina University



### Credits

**Editor:** Phil Perry

**Design:** Phil Perry, Jamie Severns

**Cover:** Jamie Severns

**Editorial assistance:** Jason Yaman and the SoCon baseball SIDs.

**Online services:** www.issuu.com



# COMPOSITE SCHEDULE

## Feb. 13 (Friday)

Eastern Kentucky at ETSU	3:05 p.m.
High Point at UNCG	4 p.m.
Purdue at Western Carolina	4 p.m.
Akron at Furman	4 p.m.
Virginia Tech at Mercer	4 p.m.
Air Force at The Citadel	4 p.m.
Boston College at Wofford	5 p.m.
VMI at North Florida	6 p.m.
Radford at Samford	7 p.m.

## Feb. 14 (Saturday)

Akron at Furman	1 p.m.
VMI at North Florida	1 p.m.
Eastern Kentucky at ETSU	1:05 p.m.
Air Force at The Citadel	2 p.m.
Purdue at Western Carolina	2 p.m.
UNCG at High Point	2 p.m.
Virginia Tech at Mercer	2 p.m.
Radford at Samford	3 p.m.
Xavier at Wofford	5 p.m.

## Feb. 15 (Sunday)

Air Force at The Citadel	12 p.m.
Akron at Furman	1 p.m.
Purdue at Western Carolina	1 p.m.
Dayton at Wofford	1 p.m.
High Point at UNCG	1 p.m.
VMI at North Florida	1 p.m.
Virginia Tech at Mercer	1 p.m.
Eastern Kentucky at ETSU	1:05 p.m.
Radford at Samford	2 p.m.

## Feb. 17 (Tuesday)

Furman at South Carolina	4 p.m.
VMI at William & Mary	4 p.m.
UNC Asheville at UNCG	4 p.m.
The Citadel at North Florida	5 p.m.
Georgia State at Mercer	5 p.m.
Alabama A&M at Samford	7 p.m.

## Feb. 18 (Wednesday)

Wofford at Presbyterian	2 p.m.
UNC Asheville at Western Carolina	4 p.m.
Kennesaw State at Mercer	4 p.m.

## Feb. 20 (Friday)

The Citadel at College of Charleston	3 p.m.
Western Carolina at UNCW	4 p.m.
ETSU at USC Upstate	4 p.m.
Buffalo at VMI	4 p.m.
Bucknell at UNCG	4 p.m.
Pittsburgh at Wofford	5 p.m.
Xavier at Furman	5 p.m.
(Fluor Field; Greenville, S.C.)	
Mercer at Bethune-Cookman	6 p.m.
Austin Peay at Samford	7 p.m.

## Feb. 21 (Saturday)

Western Carolina vs. Wake Forest (Wilmington, N.C.)	12 p.m.
ETSU vs. UNC Asheville (Spartanburg, S.C.)	12 p.m.
Maryland Eastern Shore at VMI	12:30 p.m.
Mercer at Bethune-Cookman	1 p.m.
Bucknell at UNCG	2 p.m.
Miami (Ohio) at Wofford	2 p.m.
College of Charleston at The Citadel	2 p.m.
Austin Peay at Samford	3 p.m.
Buffalo at VMI	4 p.m.
Indiana at Furman	5 p.m.
(Fluor Field; Greenville, S.C.)	

## Feb. 22 (Sunday)

Western Carolina vs. George Mason (Wilmington, N.C.)	10 a.m.
ETSU vs. Pittsburgh (Spartanburg, S.C.)	12 p.m.
Mercer at Bethune-Cookman	12 p.m.
Bucknell at UNCG	1 p.m.
The Citadel at College of Charleston	1 p.m.
Austin Peay at Samford	2 p.m.
Presbyterian at Furman (Fluor Field; Greenville, S.C.)	3 p.m.
Maryland Eastern Shore at VMI	4 p.m.
UNC Asheville at Wofford	4 p.m.

## Feb. 24 (Tuesday)

Duke at UNCG	4 p.m.
Wofford at Clemson	4 p.m.
The Citadel at Georgia Southern	6 p.m.
Florida A&M at Mercer	6 p.m.
Furman at Charleston Southern	6 p.m.
Troy at Samford	7 p.m.

## Feb. 25 (Wednesday)

Western Carolina at UNC Asheville	4 p.m.
Florida A&M at Mercer	4 p.m.
UNCG at Elon	4 p.m.

## Feb. 27 (Friday)

Furman vs. Maryland Eastern Shore (Buies Creek, N.C.)	12 p.m.
Samford vs. Arizona (Starkville, Miss.)	3 p.m.
Butler at ETSU at 3:05 p.m.	
Akron at UNCG	4 p.m.
Harvard at Wofford	4 p.m.
Youngstown State at Western Carolina	4 p.m.
Alabama State at The Citadel	5 p.m.
Belmont at Mercer	6 p.m.

## Feb. 28 (Saturday)

Furman vs. Miami (Ohio) (Buies Creek, N.C.)	12 p.m.
Harvard at Wofford	1 p.m.
Hofstra at VMI	1 p.m.
Butler at ETSU	1:05 p.m.
Belmont at Mercer	2 p.m.
Akron at UNCG	2 p.m.
Youngstown State at Western Carolina	2 p.m.
Alabama State at The Citadel	3 p.m.
Harvard at Wofford	4 p.m.
Hofstra at VMI	5 p.m.
Samford at Mississippi State	7:30 p.m.

## March 1 (Sunday)

Alabama State at The Citadel	12 p.m.
Belmont at Mercer	1 p.m.
Hofstra at VMI	1 p.m.
Akron at UNCG	1 p.m.
Youngstown State at Western Carolina	1 p.m.
Harvard at Wofford	1 p.m.
Butler at ETSU	1:05 p.m.
Samford vs. Arizona (Starkville, Miss.)	2 p.m.
Furman at Campbell	4:30 p.m.
Samford at Mississippi State	5:30 p.m.

## March 3 (Tuesday)

VMI at Virginia	3 p.m.
Radford at ETSU	3:05 p.m.
Wake Forest at UNCG	4 p.m.
Valparaiso at Western Carolina	4 p.m.
Furman at Georgia	5 p.m.
Mercer at Georgia Southern	6 p.m.
UAB at Samford	7 p.m.

## March 4 (Wednesday)

ETSU at UNC Asheville	3 p.m.
Valparaiso at Western Carolina	4 p.m.
Coastal Carolina at The Citadel	5 p.m.
Presbyterian at Wofford	5 p.m.
Jacksonville State at Samford	7 p.m.

## March 6 (Friday)

Marist at Furman	4 p.m.
Princeton at UNCG	4 p.m.
Holy Cross at Western Carolina	4 p.m.
Binghamton at VMI	4 p.m.
West Virginia at ETSU	4:05 p.m.
Gardner-Webb at Wofford	5 p.m.
Elon at The Citadel	6 p.m.
Harvard at Mercer	6 p.m.
Samford at Memphis	7:30 p.m.

## March 7 (Saturday)

Holy Cross at Western Carolina	12 p.m.
Harvard at Mercer	1 p.m.
Princeton at UNCG	1 p.m.
Binghamton at VMI	2 p.m.
Marist at Furman	2 p.m.
Wofford at Gardner-Webb	2 p.m.
Elon at The Citadel	2 p.m.
West Virginia at ETSU	2:05 p.m.
Samford at Memphis	3 p.m.
Harvard at Mercer	3:30 p.m.
Holy Cross at Western Carolina	3:30 p.m.
Princeton at UNCG	5 p.m.

## March 8 (Sunday)

Holy Cross at Western Carolina	12 p.m.
Binghamton at VMI	1 p.m.
Elon at The Citadel	1 p.m.
Harvard at Mercer	1 p.m.
Princeton at UNCG	1 p.m.
Marist at Furman	1 p.m.
West Virginia at ETSU	1:05 p.m.
Gardner-Webb at Wofford	2 p.m.
Samford at Memphis	2 p.m.

## March 10 (Tuesday)

Furman at UNC Asheville	3 p.m.
Western Carolina at Presbyterian	3 p.m.
Wofford at Savannah State	5 p.m.
ETSU at Tennessee	6 p.m.
Mercer at Florida A&M	6 p.m.
Samford at Auburn	7 p.m.

## March 11 (Wednesday)

James Madison at VMI	4 p.m.
Mercer at Florida A&M	4 p.m.
UNC Asheville at Furman	5 p.m.
The Citadel at Winthrop	6 p.m.
UNCG at East Carolina	6:30 p.m.

# COMPOSITE SCHEDULE



## March 13 (Friday)

Western Carolina vs. Penn State (Lynchburg, Va.)	1 p.m.
UNCG at UNCW	4 p.m.
Central Connecticut State at VMI	4 p.m.
Western Carolina at Liberty	5 p.m.
Connecticut at Furman (Fluor Field; Greenville, S.C.)	5 p.m.
Bradley at Mercer	6 p.m.
Iona at Wofford	6 p.m.
Lafayette at The Citadel	6 p.m.
Miami (Ohio) at ETSU	6:05 p.m.
Samford at Jacksonville	6:30 p.m.

## March 14 (Saturday)

UNCG at Columbia	12 p.m.
Lafayette at The Citadel	2 p.m.
Bradley at Mercer	2 p.m.
Samford at Jacksonville	2 p.m.
Iona at Wofford	2 p.m.
Central Connecticut State at VMI	2 p.m.
Miami (Ohio) at ETSU	2:05 p.m.
UNCG at UNCW	4 p.m.
Western Carolina at Liberty	5 p.m.
Furman vs. Michigan State (Fluor Field; Greenville, S.C.)	5 p.m.
Iona at Wofford	5 p.m.

## March 15 (Sunday)

UNCG at Columbia	11 a.m.
Iona at Wofford	1 p.m.
Central Connecticut State at VMI	1 p.m.
Lafayette at The Citadel	1 p.m.
Bradley at Mercer	1 p.m.
Samford at Jacksonville	1 p.m.
Miami (Ohio) at ETSU	1:05 p.m.
Furman vs. USC Upstate (Fluor Field; Greenville, S.C.)	3 p.m.

## March 17 (Tuesday)

ETSU at Morehead State	3 p.m.
Coppin State at Wofford	6 p.m.
VMI at Old Dominion	6 p.m.
Georgia at Mercer	6 p.m.
Georgia Southern at The Citadel	6 p.m.
NC State at UNCG	6 p.m.
Furman at Gardner-Webb	6 p.m.
Samford at Alabama	7:30 p.m.

## March 18 (Wednesday)

Coppin State at Wofford	4 p.m.
Winthrop at The Citadel	5 p.m.
Kennesaw State at Western Carolina	5 p.m.
UNCG at NC State	6 p.m.
VMI at Old Dominion	6 p.m.

## March 20 (Friday)

*Western Carolina at UNCG	6 p.m.
*ETSU at Mercer	6 p.m.
*VMI at Wofford	6 p.m.
UMBC at The Citadel	6 p.m.
*Furman at Samford	7 p.m.

## March 21 (Saturday)

UMBC at The Citadel	2 p.m.
*Western Carolina at UNCG	2 p.m.
*ETSU at Mercer	2 p.m.
*Furman at Samford	3 p.m.
*VMI at Wofford	3 p.m.

## March 22 (Sunday)

UMBC at The Citadel	1 p.m.
*VMI at Wofford	1 p.m.
*ETSU at Mercer	1 p.m.
*Western Carolina at UNCG	1 p.m.
*Furman at Samford	2 p.m.

## March 24 (Tuesday)

Clemson at Western Carolina	5 p.m.
UNCG vs. North Carolina A&T (NewBridge Bank Park; Greensboro, N.C.)	6 p.m.
ETSU at Radford	6 p.m.
Mercer at Georgia	6 p.m.
VMI at VCU	6:30 p.m.
Samford at Alabama State	7 p.m.

## March 25 (Wednesday)

Old Dominion at VMI	3 p.m.
ETSU at Virginia Tech	5:30 p.m.
Gardner-Webb at Furman	6 p.m.
UNC Asheville at Wofford	6 p.m.

## March 27 (Friday)

*The Citadel at Western Carolina	5 p.m.
North Carolina Central at Wofford	6 p.m.
*Mercer at Furman	6 p.m.
*Samford at VMI	6 p.m.
*UNCG at ETSU	6:05 p.m.

## March 28 (Saturday)

*The Citadel at Western Carolina	2 p.m.
*UNCG at ETSU	2:05 p.m.
North Carolina Central at Wofford	3 p.m.
*Samford at VMI	4 p.m.
*Mercer at Furman	4 p.m.

## March 29 (Sunday)

*The Citadel at Western Carolina	1 p.m.
North Carolina Central at Wofford	1 p.m.
*Mercer at Furman	1 p.m.
*Samford at VMI	1 p.m.
*UNCG at ETSU	1:05 p.m.

## March 31 (Tuesday)

VMI at Virginia Tech	5:30 p.m.
Savannah State at Mercer	6 p.m.
Western Carolina at Kennesaw State	6 p.m.
Morehead State at ETSU	6:05 p.m.
Furman at Clemson	6:30 p.m.
Auburn at Samford	7 p.m.
South Carolina at The Citadel	7 p.m.
Wofford at Vanderbilt	7:30 p.m.

## April 1 (Wednesday)

Wofford at Vanderbilt	7:30 p.m.
-----------------------	-----------

## April 2 (Thursday)

*Mercer at The Citadel	6 p.m.
ETSU at Saint Louis	7 p.m.

## April 3 (Friday)

*Mercer at The Citadel	2 p.m.
*UNCG at Samford	4 p.m.
*VMI at Furman	6 p.m.
*Wofford at Western Carolina	6 p.m.
*UNCG at Samford	7 p.m.
ETSU at Saint Louis	7 p.m.

## April 4 (Saturday)

*Mercer at The Citadel	1 p.m.
*VMI at Furman	1 p.m.
ETSU at Saint Louis	2 p.m.
*Wofford at Western Carolina	2 p.m.
*UNCG at Samford	3 p.m.
*VMI at Furman	4 p.m.

## April 5 (Sunday)

*Wofford at Western Carolina	1 p.m.
------------------------------	--------

## April 7 (Tuesday)

Tennessee at Western Carolina	6 p.m.
UNCG at Wake Forest	6 p.m.
Radford at VMI	6 p.m.
Furman at USC Upstate	6 p.m.
Mercer at Georgia Tech	6 p.m.
UNC Asheville at ETSU	6:05 p.m.
Alabama at Samford	7 p.m.

## April 8 (Wednesday)

Wofford at UNC Asheville	6 p.m.
The Citadel at South Carolina	7 p.m.

## April 10 (Friday)

*Wofford at The Citadel	4 p.m.
*Western Carolina at Mercer	6 p.m.
*Furman at UNCG	6 p.m.
*ETSU at VMI	6 p.m.
Murray State at Samford	7 p.m.

## April 11 (Saturday)

*Furman at UNCG	2 p.m.
*Western Carolina at Mercer	2 p.m.
*Wofford at The Citadel	2 p.m.
Murray State at Samford	3 p.m.
*ETSU at VMI	4 p.m.

## April 12 (Sunday)

*ETSU at VMI	1 p.m.
*Western Carolina at Mercer	1 p.m.
*Wofford at The Citadel	1 p.m.
*Furman at UNCG	1 p.m.
Murray State at Samford	2 p.m.

## April 14 (Tuesday)

USC Upstate at Furman	6 p.m.
Mercer at Georgia State	6 p.m.
UNCG at Duke	6 p.m.
VCU at VMI	6 p.m.
Appalachian State at ETSU	6:05 p.m.
Western Carolina at Clemson	6:30 p.m.
Samford at Troy	7 p.m.

## April 15 (Wednesday)

Liberty at The Citadel	3 p.m.
Tennessee Tech at Western Carolina	5 p.m.
USC Upstate at Wofford	6 p.m.
Richmond at VMI	6 p.m.
Georgia Southern at Mercer	6 p.m.
Virginia Tech at ETSU	6:05 p.m.

## April 17 (Friday)

VMI at Gardner-Webb	6 p.m.
*The Citadel at UNCG	6 p.m.
*Furman at Western Carolina	6 p.m.
*Mercer at Wofford	6 p.m.
*Samford at ETSU	6:05 p.m.



# COMPOSITE SCHEDULE

## April 18 (Saturday)

*The Citadel at UNCG	2 p.m.
VMI at Gardner-Webb	2 p.m.
*Samford at ETSU	2:05 p.m.
*Mercer at Wofford	3 p.m.
*Furman at Western Carolina	4 p.m.

## April 19 (Sunday)

*Mercer at Wofford	1 p.m.
*The Citadel at UNCG	1 p.m.
*Furman at Western Carolina	1 p.m.
*Samford at ETSU	1:05 p.m.
VMI at Gardner-Webb	2 p.m.

## April 21 (Tuesday)

Mercer at Savannah State	5 p.m.
Appalachian State at Western Carolina	5 p.m.
William & Mary at VMI	6 p.m.
Elon at UNCG	6 p.m.
Charleston Southern at The Citadel	6 p.m.
Tennessee at ETSU	6:05 p.m.
South Carolina at Furman (Fluor Field; Greenville, S.C.)	7 p.m.
Alabama State at Samford	7 p.m.

## April 22 (Wednesday)

Western Carolina at Appalachian State	6 p.m.
ETSU at Winthrop	6 p.m.
North Florida at The Citadel	6 p.m.

## April 24 (Friday)

*VMI at The Citadel	4 p.m.
*Samford at Wofford	6 p.m.
*UNCG at Mercer	6 p.m.
Furman at College of Charleston	6 p.m.
*Western Carolina at ETSU	6:05 p.m.

## April 25 (Saturday)

*VMI at The Citadel	2 p.m.
*UNCG at Mercer	2 p.m.
*Western Carolina at ETSU	2:05 p.m.
*Samford at Wofford	3 p.m.
Furman at College of Charleston	3 p.m.

## April 26 (Sunday)

*VMI at The Citadel	1 p.m.
*Samford at Wofford	1 p.m.
Furman at College of Charleston	1 p.m.
*UNCG at Mercer	1 p.m.
*Western Carolina at ETSU	1:05 p.m.

## April 28 (Tuesday)

Furman at Winthrop	5 p.m.
The Citadel at Charleston Southern	6 p.m.
VMI at Radford	6 p.m.
UNCG at North Carolina	6 p.m.
Samford at UAB (Regions Field; Birmingham, Ala.)	7:30 p.m.

## May 1 (Friday)

*Mercer at VMI	6 p.m.
*Wofford at UNCG	6 p.m.
*ETSU at Furman	7 p.m.
*The Citadel at Samford	7 p.m.

## May 2 (Saturday)

*Wofford at UNCG	2 p.m.
*The Citadel at Samford	3 p.m.
*Mercer at VMI	4 p.m.
*ETSU at Furman	4 p.m.

## May 3 (Sunday)

*Mercer at VMI	1 p.m.
*Wofford at UNCG	1 p.m.
*ETSU at Furman	1 p.m.
*The Citadel at Samford	2 p.m.

## May 5 (Tuesday)

Samford at Jacksonville State	7 p.m.
-------------------------------	--------

## May 6 (Wednesday)

Georgia Tech at Mercer	6 p.m.
Charleston Southern at Furman	6 p.m.
Winthrop at ETSU	6:05 p.m.
Wofford at South Carolina	7 p.m.

## May 8 (Friday)

*Furman at Wofford	5 p.m.
*ETSU at The Citadel	6 p.m.
*UNCG at VMI	6 p.m.
*Western Carolina at Samford	7 p.m.

## May 9 (Saturday)

*Furman at Wofford	1 p.m.
*ETSU at The Citadel	2 p.m.
*Western Carolina at Samford	3 p.m.
*UNCG at VMI	6 p.m.

## May 10 (Sunday)

*Furman at Wofford	1 p.m.
*ETSU at The Citadel	1 p.m.
*UNCG at VMI	2 p.m.
*Western Carolina at Samford	2 p.m.

## May 11 (Monday)

Western Carolina at Tennessee Tech	5 p.m.
------------------------------------	--------

## May 12 (Tuesday)

Presbyterian at The Citadel	5 p.m.
ETSU at Appalachian State	6 p.m.
Clemson at Furman (Fluor Field; Greenville, S.C.)	7 p.m.
Mercer at Alabama (Joe Davis Stadium; Huntsville, Ala.)	7:30 p.m.

## May 14 (Thursday)

*VMI at Western Carolina	5 p.m.
*Samford at Mercer	6 p.m.
Gardner-Webb at UNCG	6 p.m.
*The Citadel at Furman	6 p.m.

## May 15 (Friday)

*VMI at Western Carolina	2 p.m.
*The Citadel at Furman	4 p.m.
*VMI at Western Carolina	5:30 p.m.
UNCG at Gardner-Webb	6 p.m.
*Samford at Mercer	6 p.m.
*Wofford at ETSU	6:05 p.m.

## May 16 (Saturday)

*The Citadel at Furman	1 p.m.
*Wofford at ETSU	2:05 p.m.
*Wofford at ETSU	6:05 p.m.
*Samford at Mercer	6:30 p.m.

## May 19 (Tuesday)

<b>SoCon Championship</b> <b>(Joseph P. Riley, Jr. Park; Charleston, S.C.)</b> Game 1: #8 seed vs. #9 seed	10 a.m.
--	---------

## May 20 (Wednesday)

<b>SoCon Championship</b> <b>(Joseph P. Riley, Jr. Park; Charleston, S.C.)</b> Game 2: #7 seed vs. #2 seed	9 a.m.
Game 3: #3 seed vs. #6 seed	12:30 p.m.
Game 4: Winner of Game 1 vs. #1 seed	5 p.m.
Game 5: #4 seed vs. #5 seed	8:30 p.m.

## May 21 (Thursday)

<b>SoCon Championship</b> <b>(Joseph P. Riley, Jr. Park; Charleston, S.C.)</b> Game 6: Loser Game 2 vs. Loser Game 3	9 a.m.
Game 7: Loser Game 4 vs. Loser Game 5	12:30 p.m.
Game 8: Winner Game 2 vs. Winner Game 3	5 p.m.
Game 9: Winner Game 4 vs. Winner Game 5	8:30 p.m.

## May 22 (Friday)

<b>SoCon Championship</b> <b>(Joseph P. Riley, Jr. Park; Charleston, S.C.)</b> Game 10: Winner Game 6 vs. Loser Game 9	3 p.m.
Game 11: Winner Game 7 vs. Loser Game 8	6:30 p.m.

## May 23 (Saturday)

<b>SoCon Championship</b> <b>(Joseph P. Riley, Jr. Park; Charleston, S.C.)</b> Game 12: Winner Game 8 vs. Winner Game 10	9 a.m.
Game 13: Winner Game 9 vs. Winner Game 11	12:30 p.m.
Game 14: Winner Game 12 vs. Loser Game 12 <sup>^</sup>	5 p.m.
Game 15: Winner Game 13 vs. Loser Game 13 <sup>^</sup>	8:30 p.m.
<sup>^</sup> if necessary	

## May 24 (Sunday)

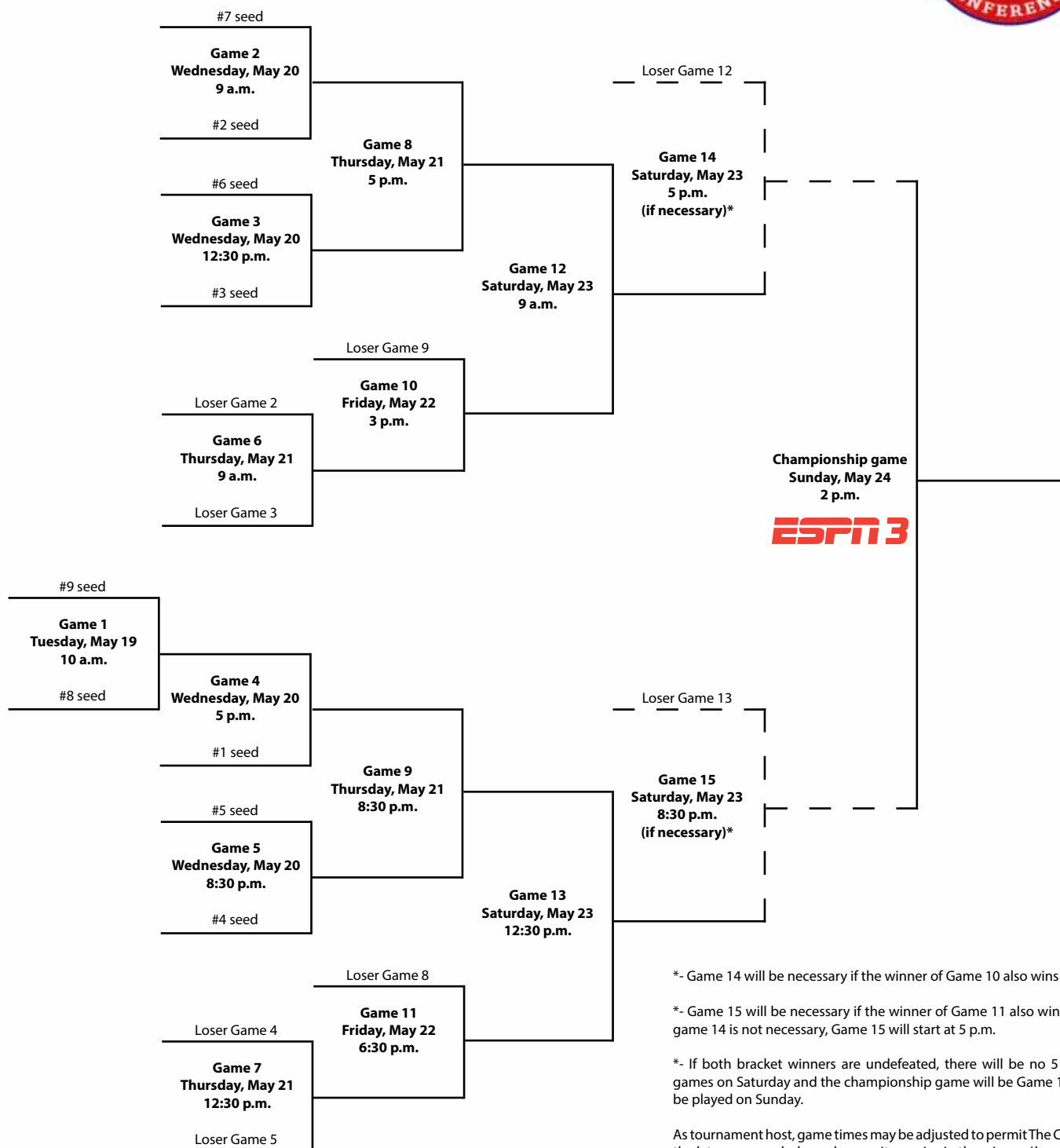
<b>SoCon Championship</b> <b>(Joseph P. Riley, Jr. Park; Charleston, S.C.)</b> Championship game (ESPN3)	2 p.m.
--	--------





## 2015 Southern Conference Baseball Championship

May 19-24, 2015 • Joseph P. Riley, Jr. Park • Charleston, S.C.



\*- Game 14 will be necessary if the winner of Game 10 also wins Game 12.

\*- Game 15 will be necessary if the winner of Game 11 also wins Game 13. If game 14 is not necessary, Game 15 will start at 5 p.m.

\*- If both bracket winners are undefeated, there will be no 5 or 8:30 p.m. games on Saturday and the championship game will be Game 14, which will be played on Sunday.

As tournament host, game times may be adjusted to permit The Citadel to play the late game each day as long as it remains in the winners' bracket.

Game times subject to change.

Tournament winner earns the Southern Conference's automatic bid to the NCAA Regionals.

## The Southern Conference

The Southern Conference, which is in its 94th season of intercollegiate competition in 2014-15, is a national leader in emphasizing the development of the student-athlete and in helping to build lifelong leaders and role models.

The Southern Conference has been on the forefront of innovation and originality in developing creative solutions to address issues facing intercollegiate athletics. From establishing the first postseason college basketball tournament (1921), to tackling the issue of freshman eligibility (1922), to developing women's championships (1984), to becoming the first conference to install the 3-point goal in basketball (1980), the Southern Conference has been a pioneer.

The Southern Conference is the nation's fifth-oldest NCAA Division I collegiate athletic association. Only the Big Ten (1896), the Missouri Valley (1907), the Pac-12 (1915) and the Southwestern Athletic (1920) conferences are older in terms of origination.


Academic excellence has been a major part of the Southern Conference's tradition. Hundreds of Southern Conference student-athletes have been recognized on Capital One Academic All-America and all-district teams. A total of 20 Rhodes Scholarship winners have been selected from conference institutions, including Wofford volleyball player Rachel Woodlee, who earned the honor in 2012-13.

The Conference currently consists of 10 members in six states throughout the Southeast and sponsors 20 varsity sports and championships that produce participants for NCAA Division I Championships.

The Southern Conference offices are located in the historic Beaumont Mill in Spartanburg, S.C. A textile mill that was in operation from 1880 until 1999, Beaumont Mill was renovated in 2004 and today offers the league first-class meeting areas and offices as well as a spacious library for storage of the conference's historical documents.

## Membership history

On Feb. 25, 1921, representatives from 14 of the Southern Intercollegiate Athletic Association's (SIAA) 30 members met at Atlanta's Piedmont Hotel to establish the Southern Intercollegiate Conference. On hand at the inaugural meeting were officials from Alabama, Alabama Polytechnic Institute (Auburn), Clemson, Georgia, Georgia School of Technology (Georgia Tech), Kentucky, Maryland, Mississippi A&M (Mississippi State), North Carolina, North Carolina State, Tennessee, Virginia, Virginia Polytechnic Institute (Virginia Tech) and Washington & Lee.



*The Atlanta Memorial Auditorium was the site for the first Southern Conference Basketball Championship in 1921. The SoCon basketball tournament is the longest-running of its kind in college basketball history.*

Dr. S.V. Sanford of Georgia was chosen as acting chairman and N.W. Dougherty of Tennessee was named secretary. The decision to form a new athletic conference was motivated by the desire to have a workable number of conference games for each league member. With 30 schools in the SIAA by the early 1920s, it was impossible to play every school at least once during the regular season and many schools went several years between playing some conference members. In addition, in 1920, the SIAA voted down proposed rules that an athlete must be in a college a year before playing on its teams and refused to abolish a rule permitting athletes to play summer baseball for money.

Play began in the fall of 1921, and a year later, six more schools joined the fledgling league, including Tulane (which had attended the inaugural meeting but had elected not to join), Florida, Louisiana (LSU), Mississippi, South Carolina and Vanderbilt. VMI joined in 1925 and Duke was added in 1929.

By the 1930s, membership in the Southern Conference had reached 23 schools. C.P. "Sally" Miles of Virginia Tech, president of the Southern Conference, called the annual league meeting to order on Dec. 9, 1932, at the Farragut Hotel in Knoxville, Tenn. Georgia's Dr. Sanford announced that 13 institutions west and south of the Appalachian Mountains were reorganizing as the Southeastern Conference. Members of the new league included Alabama, Alabama Polytechnic Institute, Florida, Georgia, Georgia School of Technology, Kentucky, Louisiana, Mississippi, Mississippi A&M, University of the South, Tennessee, Tulane and Vanderbilt.

According to the minutes of the meeting, Dr. Sanford stated that the division was made along geographical lines. Florida's Dr. J.J. Tigert, acting as spokesman for the withdrawing

group, regretted the move but believed it was necessary as the Southern Conference had grown too large. The resignations were accepted and the withdrawing schools formed the new league, which began play in 1933.

The Southern Conference continued with membership of 10 institutions, including Clemson, Duke, Maryland, North Carolina, North Carolina State, South Carolina, Virginia, VMI, Virginia Tech and Washington & Lee.

The second major shift occurred some 20 years later. By 1952, the Southern Conference included 17 colleges and universities. Another split occurred when seven schools – Clemson, Duke, Maryland, North Carolina, North Carolina State, South Carolina and Wake Forest – departed to form the Atlantic Coast Conference, which began play in 1953. The revamped Southern Conference included members The Citadel, Davidson, Furman, George Washington, Richmond, VMI, Virginia Tech, Washington & Lee, West Virginia and William & Mary.

A third major shift occurred in 2012-13, when five members announced their departures and three schools were added. College of Charleston announced its decision to leave for the Colonial Athletic Association following the 2012-13 season, while Appalachian State (Sun Belt), Davidson (Atlantic 10), Elon (Colonial) and Georgia Southern (Sun Belt) announced they would depart following the 2013-14 campaign. At the Southern Conference's 2013 spring meetings in Hilton Head Island, S.C., the league officially extended invitations to former members ETSU and VMI, as well as Mercer, to join the league for the 2014-15 academic year.



Today, the league continues to thrive with a membership that includes 10 institutions and a footprint that spans six states: Alabama, Georgia, North Carolina, South Carolina, Tennessee and Virginia. Current league members are The Citadel, ETSU, Furman, Mercer, UNCG, Samford, Chattanooga, VMI, Western Carolina and Wofford.

## Leadership

John Iamarino was officially named commissioner of the conference on Jan. 2, 2006. Iamarino has promoted the Southern Conference through an ambitious agenda that has improved championships, upgraded compliance-related matters, launched the conference's Hall of Fame and increased the marketing and brand awareness of the conference and its member institutions. He has also guided the league through its recent membership changes, ensuring the Southern Conference's future viability and stability with the additions of ETSU, Mercer and VMI.

Iamarino has also spearheaded the effort to create the SoCon Digital Network, which will launch in the fall of 2014, and orchestrated the addition of the league's 20th sport, men's lacrosse, for the 2014-15 academic year.

The Southern Conference named its first commissioner in December 1950. Duke's Wallace Wade made the transition from Blue Devil football coach to athletics administration as the first person at the helm of the conference. Lloyd Jordan replaced Wade as the commissioner in 1960 and served a 14-year term until Ken Germann became the league head in 1974. Germann was the commissioner for 13 years and orchestrated the league's expansion to include women's athletics. In 1987, he was succeeded by Dave Hart, who spearheaded the transfer of the league office from Charlotte, N.C., to Asheville, N.C.

Wright Waters succeeded Hart upon his retirement in 1991. Under Waters' leadership, the Southern Conference expanded to 12 members, added three women's sports and posted record revenue from the basketball tournament. Waters was followed by Alfred B. White in 1998. White, a veteran member of the NCAA office, introduced the current conference logo and elevated the conference's commitment to marketing and development of corporate partners.

Danny Morrison headed the conference from 2001-2005 and orchestrated the league's move from Asheville, N.C., to Spartanburg, S.C. Under Morrison's leadership, the conference increased its marketing and promotional efforts.



*The 2014 addition of VMI in Lexington, Va., extended the Southern Conference's reach to six states across the Southeast.*

## Championship history

The first Southern Conference Championship held after the formation of the league was the basketball tournament in Atlanta in 1922. The North Carolina Tar Heels won the tournament to become the first recognized league champion in any sport. The Southern Conference Tournament remains the oldest of its kind in college basketball.

Commissioner Germann spearheaded the Southern Conference's expansion to include women's athletics during the 1983-84 season. That year, league championships were held in volleyball, basketball and tennis. Cross country joined the mix in 1985 and the league began holding indoor and outdoor track championships in 1988. Most recently, the conference instituted golf and softball championships in the spring of 1994 and added soccer in the fall of 1994.

The Germann Cup, named in honor of the former commissioner, annually recognizes the top women's athletics programs in the conference. From its humble beginnings, women's athletics have become an integral part of the Southern Conference and its success.

The Southern Conference declares champions in 11 men's sports – football, soccer, cross country, basketball, indoor track and field, outdoor track and field, wrestling, baseball, lacrosse, tennis and golf – and nine women's sports – soccer, volleyball, cross country, basketball, indoor track and field, outdoor track and field, tennis, golf and softball.

## Football

The Southern Conference has also excelled as the premier Football Championship Subdivision (FCS) conference. Former Southern Conference member Appalachian State won the three consecutive FCS titles from 2005-07, becoming the first team to do so. The league boasts more than 250 players who have garnered All-America recognition and numerous national player or coach of the year awards. The conference had at least one team in the top 10 of the final FCS poll for 28 consecutive years (1985-2012), with at least two teams finishing in the final poll in every season from 1982-2013. Three SoCon teams – tri-champions Furman, Samford and Chattanooga – finished in the top 25 in 2013, while the Mocs finished No. 8 in 2014.

The conference has placed multiple representatives in the FCS Playoffs in 26 of 31 seasons, with 16 championship game appearances and eight national titles. The Southern Conference has had at least one team reach the semifinals in 12 of the last 16 years and in 18 of the last 23 seasons.

In 2007, Appalachian State became the first FCS team to defeat a nationally ranked Football Bowl Subdivision (FBS) team, when the Mountaineers defeated No. 5 Michigan, 34-32, on Sept. 1 before a sellout crowd at Michigan Stadium. Georgia Southern, in its final game as a member of the Southern Conference, downed the SEC's Florida in Gainesville.

Prior to the conference's reclassification in 1981, Southern Conference football teams appeared in a total of 36 bowl games, posting a record



of 16-18-2. From 1925-30, league schools won five football national championships in a six-year span. There are nearly 60 former Southern Conference players and coaches in the College Football Hall of Fame. One of the most recognizable of these names is former North Carolina running back Charlie "Choo Choo" Justice, who helped guide North Carolina to three bowl appearances. He was a first-team All-America selection and Heisman Trophy runner-up in 1948 and 1949. In 1949, Justice earned first-team all-conference honors for the fourth consecutive season, becoming the first player in league history to achieve that feat. He was a member of the league's inaugural Hall of Fame Class in 2009.

Another of the league's football products that made it to the College Football Hall of Fame is Sam Huff of West Virginia. Huff was a three-year starter on both the offensive and defensive lines for the Mountaineers. In 1955, Huff earned first-team All-America honors on the field and was a first-team Academic All-American for his work in the classroom. He played 12 seasons in the National Football League for the New York Giants and the Washington Redskins. A member of the conference's first Hall of Fame class, he was a five-time All-Pro linebacker and is also a member of the Pro Football Hall of Fame.

The next addition will be former Appalachian State coach Jerry Moore, who was enshrined in December 2014. The winningest coach in Appalachian State and Southern Conference history, Moore compiled a 215-87 record in his 24 seasons at Appalachian State (1989-2012), including 10 SoCon championships, 18 postseason appearances and an unprecedented three straight NCAA Division I FCS/I-AA national titles (2005-07).

In recent years, the Southern Conference has continued to produce outstanding student-athletes. In 1999, Georgia Southern's Adrian Peterson captured the Walter Payton Award, presented annually to the Football Championship Subdivision's most outstanding offensive player. Furman's Louis Ivory was awarded the honor in 2000, Georgia Southern's Jayson Foster was presented with the 2007 trophy and most recently, Appalachian State's record-setting quarterback Armanti Edwards became the first two-time winner in Payton Award history after claiming the honors in 2008 and 2009.

Appalachian State's Dexter Coakley was a three-time all-conference selection and consensus All-American in 1994, '95 and '96 before going on to stardom with the Dallas Cowboys. Coakley won a pair of Buck Buchanan Awards, given to Football Championship Subdivision's top defensive player each year. Terrell Owens went from catching passes at Chattanooga to a stellar NFL career. Western Carolina's David Patten

## Southern Conference members

Alabama (1921-1932)  
 Appalachian State (1971-2014)  
 Auburn (1921-1932)  
 College of Charleston (1998-2013)  
**Chattanooga (1976-present)**  
**The Citadel (1936-present)**  
 Clemson (1921-1953)  
 Davidson (1936-1988, 1991-2014)  
 Duke (1928-1953)  
 East Carolina (1964-1976)  
**ETSU (1978-2005, 2014-present)**  
 Elon (2003-2014)  
 Florida (1922-1932)  
**Furman (1936-present)**  
 George Washington (1936-1970)  
 Georgia (1921-1932)  
 Georgia Southern (1991-2014)  
 Georgia Tech (1921-1932)  
 Kentucky (1921-1932)  
 Louisiana State (1922-1932)  
 Marshall (1976-1997)  
 Maryland (1921-1953)  
**Mercer (2014-present)**

Mississippi (1922-1932)  
 Mississippi State (1921-1932)  
 North Carolina (1921-1953)  
**UNCG (1997-present)**  
 NC State (1921-1953)  
 Richmond (1936-1976)  
**Samford (2008-present)**  
 South Carolina (1922-1953)  
 Tennessee (1921-1932)  
 Tulane (1922-1932)  
 University of the South (1922-1932)  
 Vanderbilt (1922-1932)  
 Virginia (1921-1937)  
**VMI (1924-2003, 2014-present)**  
 Virginia Tech (1921-1965)  
 Wake Forest (1936-1953)  
 Washington & Lee (1921-1958)  
 West Virginia (1950-1968)  
**Western Carolina (1976-present)**  
 William & Mary (1936-1977)  
**Wofford (1997-present)**

**Bold indicates current SoCon member.**

and Appalachian State's Matt Stevens were both members of the New England Patriots' Super Bowl champion team in 2002 and Patten also earned Super Bowl rings with the Patriots in 2004 and '05. Appalachian State's Daniel Kilgore appeared in Super Bowl XLVII for the San Francisco 49ers in 2013.

### Basketball

Men's basketball was the first sport in which the conference held a championship. The league tournament is the nation's oldest, with the inaugural championship after the formation of the league held at Atlanta's City Auditorium in 1922 and won by North Carolina.

Not only was the Southern Conference Tournament the first of its kind, but the league also helped change the face of college basketball. In 1980, the league began a season-long experiment with a 22-foot 3-point field goal with the approval of the NCAA Rules Committee. Ronnie Carr of Western Carolina made the first 3-point field goal in college basketball history in a game against Middle Tennessee State on Nov. 29, 1980.

Another college basketball tradition that originated in the Southern Conference is the traditional cutting of the nets by the winning team in important tournaments. According to USA Today, the practice of net-cutting originated in 1947 with NC State head coach Everett Case. As a first-year head coach, Case led the Wolfpack to the Southern Conference Tournament title. Case celebrated by claiming

the nets as a souvenir to commemorate the event.

Basketball coaching legend Red Auerbach gave credit to former George Washington coach Bill Reinhart, who coached in the conference for nearly 30 years, as one of the originators of the modern fast-break.

West Virginia's 10 tournament championships rank as the second-most in league history behind Davidson's 12. The Mountaineers were led by the incomparable Jerry West from 1958 through 1960. West, a two-time All-America selection, spurred West Virginia to the Final Four in 1959. The Mountaineers lost in the championship game that season to California, 71-70, but West earned Final Four Most Valuable Player honors. West was a three-time Southern Conference tournament MVP, a two-time league regular-season MVP, and was twice named the conference's Athlete of the Year. He went on to a spectacular career with the Los Angeles Lakers of the National Basketball Association and was inducted into the Naismith Memorial Basketball Hall of Fame in 1979. He was a 14-time NBA All-Star while with the Lakers. It is West's silhouette that comprises the NBA's globally recognized logo.

Frank Selvy set the NCAA record for points in a game while at Furman. On Feb. 13, 1954, the senior scored 100 points in a game against Newberry, a record that still stands. Selvy was the Southern Conference Most Valuable Player in 1953 and 1954 and the league's Athlete of the



Year in 1954. He went on to a 10-year career in the NBA. Selvy and his former Lakers teammate West were both enshrined in the league's Hall of Fame in 2009.

Rod Hundley was another West Virginia star during the 1950s. "Hot Rod" made a name for himself as one of the most spectacular players to tour the league during his era. Hundley averaged 24.5 points per game in his three seasons as a Mountaineer and was an all-conference and all-tournament performer in each of those three years. He was the Southern Conference Most Valuable Player and Athlete of the Year as a senior in 1957. He was the first player selected in the 1957 NBA draft and enjoyed a six-year career in that league.

ETSU's Keith "Mister" Jennings made his mark on the college basketball world in the early 1990s. Despite standing less than 6 feet tall, Jennings was a two-time all-conference choice and the league's Player of the Year and Athlete of the Year in 1991. Jennings played with the Golden State Warriors of the NBA.

Besides West Virginia's team in 1959, the Southern Conference has been represented in the Final Four on two other occasions. North Carolina advanced to the NCAA championship game in 1943 before falling 43-40 to Oklahoma State. NC State finished third in the tournament in 1950.

Davidson continued the record of success by advancing to the NCAA tournament's Elite Eight in 2008 as coach Bob McKillop's Wildcats came within a basket of making the Final Four behind the play of sophomore guard Stephen Curry. Curry, a two-time SoCon Male Athlete of the Year winner, led the nation in scoring as a junior at 28.6 points per game and has gone on to star for the NBA's Golden State Warriors, leading the team to the postseason in 2013 for just the second time since 1994 and a return trip in 2014.

Women's basketball competition began in the Southern Conference in 1983-84 with seven teams. In the sport's history, eight schools have won the league's tournament at least once with Chattanooga winning 14 and Appalachian State owning six titles. UNCG won the 1998 tournament as head coach Lynne Agee became the first coach to take a team to the NCAA tournament in all three divisions – I, II and III. In 2001, Chattanooga head coach Wes Moore became the first coach in NCAA history to take three different teams to the NCAA tournament in all three divisions. After Moore's departure to helm NC State following the 2012-13 season, Chattanooga hired coach Jim Foster, who was inducted into the Women's Basketball Hall of Fame in June 2013.

Since 1984, seven different teams have claimed

at least a share of the regular-season crown. Chattanooga has the most overall titles with 17, six of them shared. Chattanooga also owns the most outright championships with 11. In 2012-13, Davidson's Sophia Aleksandravicius became just the sixth player in league history to win the conference Player of the Year award twice, joining ETSU's DeShawne Blocker (1993 and 1995), Furman's Jackie Smith (1998 and 1999) and Chattanooga's Damita Bullock (2000 and 2001), Alex Anderson (2007 and 2008) and Shanara Hollinquest (2009 and 2010).

## Other sports

In baseball, Wake Forest advanced to the championship game of the NCAA College World Series in 1949. The Citadel made history in 1990 by becoming the first military school to make an appearance at the College World Series. The Bulldogs were joined that season at the College World Series by future conference member Georgia Southern.

One of the Southern Conference's more famous baseball alums is Duke's Dick Groat. The Blue Devil shortstop, who was also a basketball standout, was the conference's Athlete of the Year in 1951 and 1952. He went on to a 14-year career in the major leagues. In 1960, he was named the National League MVP after he led the league in batting with a .325 average for the World Series champion Pittsburgh Pirates.

Among Southern Conference alums to grace Major League Baseball fields have been Atlee Hammaker (ETSU), Jeff Montgomery (Marshall) and Mike Ramsey (Appalachian State). Other SoCon players to go on to careers in the major leagues include third baseman Dallas McPherson (The Citadel), who played for the Anaheim/Los Angeles Angels, the Florida Marlins and the Chicago White Sox; pitchers Britt Reames (The Citadel) and Ryan Glynn (VMI), who both pitched with the Oakland A's in 2005; Furman's Tom Mastny, a pitcher with the Cleveland Indians (2007); College of Charleston's Graham Godfrey, who pitched for Oakland in 2011 and 2012; Georgia Southern's Everett Teaford, a pitcher with Kansas City from 2011-13; and The Citadel's Chris McGuiness, who made his MLB debut with the Texas Rangers in 2013.

Currently in the majors are College of Charleston's Brett Gardner, who earned a World Series ring with the New York Yankees in 2009, and Michael Kohn, a relief pitcher with the Angels; and a pair of right-handed pitchers from Western Carolina, Jared Burton (Minnesota) and Greg Holland (Kansas City). Holland was an American League All-Star in 2013 and 2014.

Arnold Palmer, one of the world's most famous golfers, competed under the Southern Conference banner as a collegian at Wake Forest. He took medalist honors at the Southern

Conference Tournament in 1948 and 1949 and was the tournament's runner-up in 1950. Palmer was the medalist at the NCAA Golf Championships in 1949 and 1950. He went on to become one of the most accomplished golfers to play on the professional tour. Palmer won 62 tournaments while competing on the PGA Tour and added 10 more victories as a member of the Senior PGA Tour. A member of the league's Hall of Fame, he won eight major championships – four Masters, two British Opens, one U.S. Open and one U.S. Amateur.

Furman golfer Dottie Pepper was named the Southern Conference Women's Athlete of the Decade in the 1980s and was honored as part of the league's 25th anniversary of women's championships celebration in 2007-08. Furman's Brandi Jackson won the NCAA Women's Golf East Regional in the spring of 2003, while, on the men's side, Chattanooga's Stephen Jaeger was the 2012 champion at the NCAA Bowling Green Regional. Chattanooga's Steven Fox won the U.S. Amateur in 2012, going on to play in the 2013 Masters, U.S. Open and Arnold Palmer Invitational, among other PGA Tour events.

In track and field, Appalachian State's Mary Jayne Harrelson won the NCAA outdoor title at 1,500 meters in 1999 and 2001, while UNCG's Paul Chelimo posted runner-up finishes in the outdoor 5,000 meters in 2012 and 2013. The



*Appalachian State's Mary Jayne Harrelson was an NCAA champion in the 1,500 meters in 1999 and 2001. She was inducted into the SoCon Hall of Fame in 2010.*



Spartans' Paul Katam was also a national runner-up in 2013, finishing second in the outdoor 10,000 meters.

## Coaches and administrators

The Southern Conference has also been a breeding ground for some of college athletics' most recognized coaches and administrators. Legendary basketball coaches Adolph Rupp of Kentucky and Everett Case of NC State both worked the sidelines in the Southern Conference. Rupp guided the Wildcats to a 30-5 mark during the 1931 and 1932 seasons. Yet, for all his coaching accomplishments, Rupp never led Kentucky to a Southern Conference Tournament championship. Case mentored the Wolfpack to six consecutive Southern Conference Tournament championships from 1947 through 1952.

Lefty Driesell coached Davidson to Southern Conference Tournament championships in 1966, 1968 and 1969. Driesell also won the league's Coach of the Year award four straight times from 1963 through 1966. Former Georgia Tech coach Bobby Cremins earned league Coach of the Year honors three times in the late '70s and early '80s while at Appalachian State and again in 2010-11 as the head coach at the College of Charleston.

Terry Holland saw his basketball coaching career take off at Davidson when he returned to



*The SoCon's eight FCS national titles and 16 finals appearances, including the 1999 and 2000 championships Georgia Southern won under the leadership of former coach Paul Johnson, are the most in Division I history.*

his alma mater in 1970. Holland was honored as the Southern Conference Coach of the Year for three consecutive seasons from 1970-72 and led the Wildcats to the conference tournament title and an appearance in the NCAA tournament

in 1970. J. Dallas Shirley, a member of the Basketball Hall of Fame, spent 21 years as the assistant to the commissioner and supervisor of officials in the Southern Conference. He also served as president of the International Association of Basketball Officials and the United States Olympic Basketball Committee. The legendary Paul "Bear" Bryant got his coaching start in the Southern Conference as he guided the Maryland Terrapins in 1945. Another famous Southern Conference football coach is the late Frank Howard of Clemson, who guided the Tigers as a league member from 1940-52. The incomparable Howard won 69 Southern Conference games.

The Southern Conference has been represented on the sidelines at five Super Bowls in recent years. Bobby Ross, who piloted the San Diego Chargers to the 1996 Super Bowl, was the head coach at The Citadel from 1973-77. Former Buffalo Bills head coach Marv Levy, who coached the Bills in four Super Bowls, directed William & Mary from 1964-68 and was succeeded there by Lou Holtz. William & Mary competed in the Southern Conference from 1936-77.

## SIGNIFICANT DATES IN LEAGUE HISTORY

- Feb. 25-26, 1921: Representatives of Alabama, Auburn, Clemson, Georgia, Georgia Tech, Kentucky, Maryland, Mississippi State, North Carolina, NC State, Tennessee, Virginia, Virginia Tech and Washington & Lee meet in Atlanta, Ga., to form the Southern Intercollegiate Conference.
- Dec. 7-8, 1922: At the league's annual meeting in Washington, D.C., the name of the organization is officially changed to the Southern Conference. S.V. Sanford of Georgia is selected as the conference's first president.
- Dec. 8-10, 1932: At the annual meeting in Knoxville, Tenn., Alabama, Auburn, Florida, Georgia, Georgia Tech, Kentucky, Louisiana State, Mississippi, Mississippi State, University of the South, Tennessee, Tulane and Vanderbilt withdraw to form the Southeastern Conference.
- Dec. 8, 1950: Wallace Wade, who just completed a 16-year term as Duke's head football coach, is named the first commissioner of the Southern Conference. The commissioner's office is opened in Durham, N.C., on Jan. 1, 1951.
- May 8, 1953: Seven members – Clemson, Duke, Maryland, North Carolina, NC State, South Carolina and Wake Forest – withdraw to form the Atlantic Coast Conference.
- Nov. 29, 1980: At the request of the NCAA Basketball Rules Committee, the Southern Conference begins a season-long experiment with a 22-foot 3-point field goal, thus becoming the first conference to employ that rule. Ronnie Carr of Western Carolina makes the first 3-point field goal in college basketball history in a game against Middle Tennessee State.
- Dec. 3-4, 1981: The NCAA, at its fourth special convention in St. Louis, Mo., restructures I-A football. As a result, the Southern Conference's eight Division I-A football playing members are reclassified to Division I-AA.
- June 6, 1983: At a special meeting of the Southern Conference in Myrtle Beach, S.C., the league formalizes women's varsity competition in basketball and volleyball beginning with the 1983-84 season. The executive committee also approves pilot women's championships in tennis and golf for 1983-84.
- Dec. 18-19, 1995: The conference announces that the College of Charleston, University of North Carolina at Greensboro and Wofford College have accepted invitations to join the league.
- July 1, 2003: Elon University officially joins the league. VMI departs to join the Big South.
- July 1, 2008: Samford University officially joins the league.
- July 1, 2014: East Tennessee State University, Mercer University and VMI join the league. Appalachian State, Davidson, Elon and Georgia Southern depart.

## THE SOUTHERN CONFERENCE

*Preparing student-athletes for life's challenges since 1921*

### Academics-Oriented

- The SoCon has consistently ranked in the NCAA's top 10 in the Academic Progress Rate (APR), the NCAA's best indicator of graduation rates.
- Nearly 50 percent of all SoCon student-athletes earn all-academic honors (3.0 GPA or better).

### Community-Based

- Our student-athletes have a presence in the community and participate in many local charities, youth and educational initiatives.
- SAAC members have conducted a Keeping Tabs on Kids initiative the past eight years to benefit the Ronald McDonald House, which serves families of children undergoing lengthy hospital treatments away from home.

### Competitive Athletics

- SoCon teams are highly competitive regionally and nationally.
- In the past five years, football, baseball, men's soccer and men's and women's golf have all sent multiple teams to NCAA postseason tournaments.
- SoCon teams have won more FCS football titles (eight) than any other conference.

### Diversity

- This is a conference that takes great pride in the diversity of its institutions.
- The SoCon consists of 10 members in six states, including four private institutions and six state institutions, two of which are military colleges.

### Geographic Integrity

- The SoCon believes in the value of a geographic footprint that minimizes missed class time and maximizes fan travel to away contests.
- Beginning in 2014, the league will extend across six contiguous states but still have a footprint that permits bus trips from one end of the conference to the other.

### History & Tradition

- The SoCon is the fifth-oldest Division I conference in America.
- Great coaches and athletes from different eras have competed in the Southern Conference, from Bear Bryant to Lou Holtz, from Sam Huff to Terrell Owens, from Jerry West to Stephen Curry.

### Sportsmanship

- For more than 30 years, the SoCon has presented an annual award to the program that displays the finest level of sportsmanship in the Conference as voted upon by its peers.
- The SoCon has one of the strictest policies regarding game ejections in all of college athletics. This is by design and emphasizes the priority of good sportsmanship articulated by presidents, chancellors and administrators.

### Student-Athlete Experience

- SoCon championships are conducted in a way to provide a memorable and positive experience for all participants.
- Scheduling decisions and tournament bracket formats determined by administrators and coaches consistently factor in the effect on the individual student-athlete and avoidance of missed class time.
- The Conference conducts an annual three-day summer retreat for student-athletes to hone their leadership and decision-making skills.



## Southern Conference Hall of Fame Inductees

### Class of 2009

Name	School	Sport(s)	Years
Megan Dunigan	Furman	Tennis	1999-02
Dick Groat	Duke	Basketball, Baseball	1949-52
Sam Huff	West Virginia	Football	1952-55
Charlie "Choo Choo" Justice	North Carolina	Football	1946-49
Melissa Morrison Howard	Appalachian State	Track & Field	1989-93
Arnold Palmer	Wake Forest	Golf	1948-50, 53-54
Adrian Peterson	Georgia Southern	Football	1998-01
Frank Selvy	Furman	Basketball	1951-54
Jerry West	West Virginia	Basketball	1956-60
Valorie Whiteside	Appalachian State	Basketball	1984-88

### Class of 2010

Everett Case	North Carolina State	Basketball	1946-64
Mary Jayne (Harrelson) Reeves	Appalachian State	Cross Country, Track & Field	1996-2001
Fred Hetzel	Davidson	Basketball	1962-65
"Hot" Rod Hundley	West Virginia	Basketball	1954-57
Banks McFadden	Clemson	Football, Basketball, Track	1937-40
Wallace Wade	Alabama, Duke, SoCon	Football, Administration	1923-60
*J. Dallas Shirley	SoCon	Officiating, Administration	1967-88

### Class of 2011

Dexter Coakley	Appalachian State	Football	1993-96
Lefty Driesell	Davidson	Basketball	1960-69
Regina Kirk	Chattanooga	Basketball	1985-88
Robert Neyland	Tennessee	Football	1926-52
Vic Seixas	North Carolina	Tennis	1947-49
Shannon Wommack	Chattanooga	Cross Country, Track & Field	2001-06

### Class of 2012

Angie Barker	ETSU	Track & Field	1987-89
Percy Beard	Auburn	Track & Field	1926-29
*Jim Burch	SoCon	Officiating, Administration	1967-2011
Dick Modzelewski	Maryland	Football	1949-52
Paul Scarpa	Furman	Tennis	1967-2011

### Class of 2014

Rushia Brown	Furman	Women's Basketball	1990-94
Eddie Cameron	Duke	Men's Basketball, Football	1929-45
Clint Dempsey	Furman	Men's Soccer	2001-03
Jerry Moore	Appalachian State	Football	1989-2012
Charlie Teague	Wake Forest	Baseball	1947-50

\* - Special contributor








The Inaugural Southern Conference Hall of Fame class at the induction ceremony, May 4, 2009: (from left to right) Sam Huff, Megan Dunigan, Valorie Whiteside, Melissa Morrison Howard, Frank Selvy, Barbara Crews (daughter of the late Charlie Justice), Dick Groat, Adrian Peterson and Jerry West. Not pictured: Arnold Palmer.



Wake Forest golf great Arnold Palmer (left) was a member of the inaugural class in 2009.



Davidson's Fred Hetzel (left) received his Hall of Fame plaque from SoCon Commissioner John Iamarino in Hilton Head Island, S.C., on June 1, 2010. Wimbledon and U.S. Open tennis champion Vic Seixas of North Carolina (right) was inducted in 2011.



Furman's Paul Scarpa; ETSU's Angie Barker; SoCon Commissioner John Iamarino, who accepted the honor on behalf of Maryland's Dick Modzelewski; special contributor Jim Burch; and Pat Beard, son of posthumous inductee Percy Beard of Auburn, at the 2012 induction ceremony.



Appalachian State's Jerry Moore (second from left) and Furman's Rushia Brown (far right) were among the five honored in the 2014 class. Duke's Eddie Cameron, whose family accepted the award on his behalf (center), and Wake Forest's Charlie Teague were honored posthumously. Furman's Clint Dempsey was unable to attend the ceremony.



## JOHN IAMARINO COMMISSIONER

John Iamarino was named the eighth commissioner of the Southern Conference on Jan. 2, 2006. Since then, Iamarino and his staff have emphasized strategies to better serve the membership and raise the profile of the conference.

In collaboration with coaches and administrators, Iamarino has led efforts that resulted in new members joining the conference, the creation of a Hall of Fame, the return to Asheville, N.C., for the basketball tournaments, and the launch of the

SoCon Digital Network in the fall of 2014.

In the summer of 2011, the conference signed a multi-year agreement to have a minimum of 40 live events carried exclusively on ESPN3, including extended coverage of the men's and women's basketball tournament and conference tournament championships in baseball, men's and women's soccer, volleyball and softball. A minimum eight-game football schedule serves as a cornerstone to the package.

Iamarino recently signed an agreement for a broadcast television package with commercial stations owned by the Sinclair Broadcast Group. The SoCon hopes to have as many as 18 live events in several sports carried in 2014-15.

One of the most visible achievements during Iamarino's tenure has been the creation of the Southern Conference Hall of Fame, whose inaugural class was enshrined on May 4, 2009. Among those who have been inducted are such sporting greats as Arnold Palmer, Jerry West, Sam Huff, Dick Groat, Frank Selvy, Rod Hundley and Lefty Driesell.

In May 2013, Iamarino worked with the conference presidents, chancellors and athletic directors to stabilize the membership by inviting East Tennessee State University, Mercer University and Virginia Military Institute to join in July 2014. Both ETSU and VMI were returning to the SoCon. The additions once more gave the conference a presence in the state of Virginia.

The SoCon has consistently ranked in the top 10 among all Division I conferences in the Academic Progress Rate (APR) and Iamarino has worked with the Council of Presidents to maintain a high academic standing for conference student-athletes. Almost 50 percent of all Southern Conference student-athletes earned inclusion on the SoCon's Honor Roll, thereby owning a 3.0 GPA or better.

Iamarino, 59, has spent the past 30 years at the conference level, working at both the Sun Belt Conference and the Northeast Conference. Prior to joining the SoCon, he served as commissioner of the NEC for nine years. During that time, the conference launched its first website, approved athletic aid in the sport of football, increased television coverage from 12 to 30 basketball games, started its first TV coverage of football, and initiated more aggressive marketing and merchandising efforts.

At the Sun Belt, he spent 13 years in a variety of publicity, compliance and administrative positions, rising to the level of associate commissioner. When the original Sun Belt merged with the then-American South Conference in 1991, Iamarino was the lone staffer from the original organization to move to the new Sun Belt, heading the transition team for the first merger of two Division I conferences.



He entered the field of intercollegiate athletics as assistant sports information director at Georgetown University in 1979 before moving on to become sports information director at Jacksonville University.

Iamarino has been actively involved in a number of NCAA committees. He most recently served as chair of the Playing Rules Oversight Panel (PROP). Previously, he was a member of the Baseball Rules Committee and the FCS Football Governance Committee and has served on several sub-committees of the Collegiate Commissioners Association (CCA). He is a member of the CCA's working group studying enhancements to women's basketball.

Iamarino is a native of Monsey, N.Y., and a 1977 graduate of St. Bonaventure University, where he earned magna cum laude honors majoring in journalism. An amateur baseball historian, he is a member of the Society for American Baseball Research (SABR) and has been a contributor to Baseball Digest magazine. He resides in Spartanburg, S.C., with his wife, Mary Ann, and son, P.J.

### Iamarino At-A-Glance

#### HOMETOWN:

Monsey, N.Y.

#### EDUCATION:

B.A., St. Bonaventure, 1977

#### EXPERIENCE:

Assistant sports information director, Georgetown, 1979-81  
Sports information director, Jacksonville, 1981-84  
Media relations director, Sun Belt Conference, 1984-88  
Assistant commissioner, Sun Belt Conference, 1988-91  
Associate commissioner, Sun Belt Conference, 1991-97  
Commissioner, Northeast Conference, 1997-06  
Commissioner, Southern Conference, 2006-present

## SOUTHERN CONFERENCE COMMISSIONERS



Wallace Wade  
1951-60



Lloyd Jordan  
1960-73



Ken Germann  
1974-86



Dave Hart Sr.  
1986-91



Wright Waters  
1991-98



Alfred White  
1998-2001



Danny Morrison  
2001-05





**Geoff Cabe**  
Senior Associate  
Commissioner



**Sue Arakas**  
Associate  
Commissioner



**Doug King**  
Associate Commissioner  
for Compliance



**Jason Yaman**  
Associate Commissioner  
for Media Relations



**Kate Barnett**  
Director of  
Championships



**Paul Lollis**  
Director of  
Multimedia Services



**Jordan Gotfredson**  
Assistant Director  
of Multimedia Services



**Erin O'Shea**  
Assistant Director  
of Championships



**Phil Perry**  
Assistant Director  
of Media Relations



**Laura Hayes**  
Executive Assistant  
to the Commissioner



**Katie Burger**  
Operations  
Assistant



**Davis Simpson**  
Media Relations  
Assistant

## SOUTHERN CONFERENCE STAFF DIRECTORY

702 N. Pine St.; Spartanburg, SC 29303  
Administrative FAX 864-591-4282

Office phone 864-591-5100  
Media relations FAX 864-591-3448

		Email	Extension
Commissioner	John Iamarino	jiamarino@socon.org	206
Senior Associate Commissioner	Geoff Cabe	gcabe@socon.org	205
Associate Commissioner	Sue Arakas	sarakas@socon.org	204
Associate Commissioner for Compliance	Doug King	dking@socon.org	203
Associate Commissioner for Media Relations	Jason Yaman	jyaman@socon.org	209
Director of Championships	Kate Barnett	kbarnett@socon.org	202
Director of Multimedia Services	Paul Lollis	plollis@socon.org	201
Assistant Director of Multimedia Services	Jordan Gotfredson	jgotfredson@socon.org	210
Assistant Director of Championships	Erin O'Shea	eoshea@socon.org	208
Assistant Director of Media Relations	Phil Perry	pperry@socon.org	207
Executive Assistant to the Commissioner	Laura Hayes	lhayes@socon.org	200
Operations Assistant	Katie Burger	kburger@socon.org	214
Media Relations Assistant	Davis Simpson	dsimpson@socon.org	213





# MEDIA RELATIONS



**Southern Conference**  
702 N. Pine Street  
Spartanburg, S.C. 29303  
www.SoConSports.com

## Press releases

The Southern Conference utilizes email and the league's website (www.SoConSports.com) to distribute information, press releases, notes and statistics. If you wish to be added to the distribution list, please contact a member of the media relations staff.

## SoCon Digital Network

The SoCon Digital Network, a league-wide digital network available free of charge to consumers on multiple devices, including smartphones, tablets, laptops and PCs, launched in the fall of 2014. The SoCon Digital Network broadcasts intra-conference games, across several sports, not selected by national or regional networks. Archived or VOD (Video on Demand) content is also available and housed primarily on institutional websites.

## SoCon Players of the Week

The Southern Conference selects players and pitchers of the week throughout the season. The honorees will be announced each Monday afternoon and will be available on the conference's website (www.SoConSports.com) or by contacting the conference office.

## Postseason awards

Following the conclusion of the regular season, voting is conducted on the all-conference teams by both the league's coaches and members of the Southern Conference Sports Media Association (SC-SMA). Both groups select a Player of the Year, Pitcher of the Year, Freshman of the Year and a Coach of the Year.

## Southern Conference on the Web

Visit the Southern Conference's official website at www.SoConSports.com. Information related to baseball and the conference's other 19 sports can be found on the site, including up-to-date statistics, standings, weekly releases and game recaps. Video streaming of select championships and regular-season contests is also available.

## Southern Conference Media Relations Staff



**Jason Yaman**  
**Assoc. Commissioner**  
**for Media Relations**  
Office: 864-591-5100  
Cell: 864-380-1166  
Fax: 864-591-3448  
jyaman@socon.org



**Phil Perry**  
**Assistant Director**  
**of Media Relations**  
Office: 864-591-5100  
Cell: 864-525-5174  
Fax: 864-591-3448  
pperry@socon.org

### Responsibilities:

Administration, Football, Men's Basketball, Men's and Women's Tennis

### Responsibilities:

Publications, Academic Awards, Website, Men's and Women's Soccer, Wrestling, Baseball, Men's and Women's Golf



**Davis Simpson**  
**Media Relations**  
**Assistant**  
Office: 864-591-5100  
Cell: 864-884-2157  
Fax: 864-591-3448  
dsimpson@socon.org

### Responsibilities:

Volleyball, Men's and Women's Cross Country and Track & Field, Women's Basketball, Softball, Men's Lacrosse, FCS Coaches Poll

# SOCON

## SoCon baseball media relations directory

School	Website	Media relations	Email	Office phone	Press box phone
The Citadel	CitadelSports.com	Mike Hoffman	mhoffma1@citadel.edu	843-953-5353	843-965-4151
ETSU	ETSUBucs.com	Kevin Brown	brownk@etsu.edu	423-439-5263	423-747-3877
Furman	FurmanPaladins.com	Hunter Reid	hunter.reid@furman.edu	864-294-2061	864-294-3066
Mercer	MercerBears.com	Jordon Bruner	bruner_ja@mercer.edu	478-301-5209	419-615-3968
UNCG	UNCGSpartans.com	Chip Welch	chip.welch@uncg.edu	336-334-5615	336-218-3885
Samford	SamfordSports.com	Joey Mullins	jmmulli1@samford.edu	205-726-2799	205-726-2143
VMI	VMIKeydets.com	Brad Salois	saloisbj@vmi.edu	540-464-7015	940-642-9865
Western Carolina	CatamountSports.com	Daniel Hooker	dhooker@email.wcu.edu	828-227-2339	828-227-7020
Wofford	WoffordTerriers.com	Brent Williamson	williamsondb@wofford.edu	864-597-4093	864-597-4129
Southern Conference	SoConSports.com	Phil Perry	pperry@socon.org	864-591-5100	n/a



X12<sup>™</sup>  
ALLOY BARREL

BUILT FOR POWER



D-FUSION<sup>™</sup>  
FT<sup>™</sup> HANDLE

# FUELLING A FIRE FOR POWER

BBCOR  
CERTIFIED .50

2015 Voodoo  
OVERLORD  
FT

*EXPLOSIVE, POWERFUL PERFORMANCE.*

For players who want the extra power, the Voodoo Overlord FT is the clean up hitter in our 2015 lineup. All New X12 Alloy barrel with slight end load for added power and maximum pop. The new D-Fusion FT handle is flame tempered for a stiffer feel and eliminates vibration by redirecting energy back into the barrel where it belongs.

**DeMARINI**

DEMARTINI.COM | @DEMARTINI | @DEMARTINI





# THE CITADEL

## 2015 SCHEDULE

Date	Opponent	Time (ET)
F13	AIR FORCE	4 p.m.
F14	AIR FORCE	2 p.m.
F15	AIR FORCE	12 p.m.
F17	at North Florida	5 p.m.
F20	at College of Charleston	3 p.m.
F21	COLLEGE OF CHARLESTON	2 p.m.
F22	at College of Charleston	1 p.m.
F24	at Georgia Southern	6 p.m.
F27	ALABAMA STATE	5 p.m.
F28	ALABAMA STATE	3 p.m.
M1	ALABAMA STATE	12 p.m.
M4	COASTAL CAROLINA	5 p.m.
M6	ELON	6 p.m.
M7	ELON	2 p.m.
M8	ELON	1 p.m.
M11	at Winthrop	6 p.m.
M13	LAFAYETTE	6 p.m.
M14	LAFAYETTE	2 p.m.
M15	LAFAYETTE	1 p.m.
M17	GEORGIA SOUTHERN	6 p.m.
M18	WINTHROP	5 p.m.
M20	UMBC	6 p.m.
M21	UMBC	2 p.m.
M22	UMBC	1 p.m.
M27	at Western Carolina*	5 p.m.
M28	at Western Carolina*	2 p.m.
M29	at Western Carolina*	1 p.m.
M31	SOUTH CAROLINA	7 p.m.
A2	MERCER*	6 p.m.
A3	MERCER*	2 p.m.
A4	MERCER*	1 p.m.
A8	at South Carolina	7 p.m.
A10	WOFFORD*	4 p.m.
A11	WOFFORD*	2 p.m.
A12	WOFFORD*	1 p.m.
A15	LIBERTY	3 p.m.
A17	at UNCG*	6 p.m.
A18	at UNCG*	2 p.m.
A19	at UNCG*	1 p.m.
A21	CHARLESTON SOUTHERN	6 p.m.
A22	NORTH FLORIDA	6 p.m.
A24	VMI*	4 p.m.
A25	VMI*	2 p.m.
A26	VMI*	1 p.m.
A28	at Charleston Southern	6 p.m.
M1	at Samford*	7 p.m.
M2	at Samford*	3 p.m.
M3	at Samford*	2 p.m.
M8	ETSU*	6 p.m.
M9	ETSU*	2 p.m.
M10	ETSU*	1 p.m.
M12	PRESBYTERIAN	5 p.m.
M14	at Furman*	6 p.m.
M15	at Furman*	4 p.m.
M16	at Furman*	1 p.m.
M19-24 at SoCon Championship (Riley Park; Charleston, S.C.)		

\* - Southern Conference game

## THE CITADEL QUICK FACTS

Location: ..... Charleston, S.C.  
 Founded: ..... 1842  
 Enrollment: ..... 2,272  
 Nickname: ..... Bulldogs  
 Colors: ..... Citadel Blue and White  
 President: ..... Lt Gen John W. Rosa Jr.  
 Director of athletics: ..... Jim Senter  
 Stadium (capacity): ..... Joseph P. Riley, Jr. Park (6,000)  
 Press box phone: ..... 843-965-4151

Head coach: ..... Fred Jordan  
 Alma mater (year): ..... The Citadel (1979)  
 Record at The Citadel (years): ..... 770-602 (23)  
 Overall record (years): ..... 770-602 (23)  
 Baseball office phone: ..... 843-953-5285  
 Assistant coaches:  
 ..... David Beckley (The Citadel, 1996)  
 ..... Britt Reames (The Citadel, 1996)  
 ..... Aaron Gershenfeld (Louisville, 2014)

2014 record: ..... 24-34  
 Conference record (place): ..... 8-18 (10th)  
 Home: ..... 21-15  
 Away: ..... 3-17  
 Neutral: ..... 0-2  
 Letterwinners returning/lost: ..... 21/11  
 Position starters returning/lost: ..... 3/6  
 Starting pitchers returning/lost: ..... 4/1  
 Newcomers: ..... 14

SoCon titles: ..... 13  
 SoCon Championship titles: ..... 8  
 Last SoCon Championship title: ..... 2010

Baseball contact: ..... Mike Hoffman  
 Email: ..... mhoffma1@citadel.edu  
 Office: ..... 843-953-5353  
 Cell: ..... 843-302-6193  
 Fax: ..... 843-953-6727  
 Website: ..... CitadelSports.com

## 2015 BULLDOGS ROSTER

No.	Name	Pos.	B/T	Ht.	Wt.	Cl.	Hometown/Previous school
1	Shy Phillips	OF	R/R	6-0	165	Fr.	Hartsville, S.C./Hartsville
2	Philip Watcher	2B/RHP	L/R	5-9	150	Fr.	Sumter, S.C./Sumter
3	Bret Hines	3B	R/R	5-10	185	Jr.	Hanahan, S.C./Hanahan
4	Johnathan Stokes	SS	R/R	5-10	175	Sr.	Cheraw, S.C./Cheraw
5	Barrett Charpia	OF/IF	R/R	6-0	175	So.	Chapin, S.C./Chapin
6	Stephen Windham	C	R/R	6-0	190	Jr.	Summerville, S.C./Summerville
7	JP Sears	LHP	L/L	5-11	170	Fr.	Sumter, S.C./Wilson Hall
8	Steven Hansen	OF	R/L	6-0	165	R-So.	Summerville, S.C./Pinewood Prep
9	Jason Smith	OF	R/L	6-1	175	R-So.	Gilbert, S.C./Gilbert
10	Bailey Rush	3B	L/R	6-0	200	Sr.	Pinehurst, N.C./Pinecrest
11	Layton Meacham	RHP	R/R	6-1	185	Jr.	Mauldin, S.C./Mauldin
12	Brett Tompkins	RHP	R/R	6-5	230	Sr.	Greer, S.C./Riverside
13	Ryan Kilgallen	C	R/R	6-2	180	Sr.	Goose Creek, S.C./Stratford
14	Skylar Hunter	RHP	R/R	6-1	185	Jr.	Hanahan, S.C./Hanahan
15	Zach Sherrill	RHP	R/R	6-3	215	Sr.	Sumter, S.C./Wilson Hall
16	Kevin Connell	LHP	L/L	6-2	230	Sr.	Johnson City, Tenn./Daniel Boone
17	Austin Mapes	OF	L/R	6-2	190	So.	Travelers Rest, S.C./Travelers Rest
18	William Kinney	RHP/IF	R/R	5-11	175	Fr.	Sumter, S.C./Wilson Hall
19	Clay Martin	OF	L/L	6-0	160	Fr.	Mullins, S.C./Pee Dee Academy
20	Chris Kellahan	RHP	R/R	6-1	180	R-Fr.	Kingstree, S.C./Williamsburg Academy
21	Mike Deese	OF	L/L	5-10	170	R-Jr.	Marshville, N.C./Brunswick CC
22	Drew Ellis	1B/RHP	L/R	6-4	225	Fr.	Columbia, S.C./Blythewood
23	Austin Livingston	RHP	R/R	6-1	200	Jr.	Summerville, S.C./Ashley Ridge
24	Connor Walsh	1B/LHP	L/L	6-3	185	Sr.	Jupiter, Fla./Jupiter
25	Thomas Byelick	RHP	R/R	6-2	190	Fr.	Lawrenceville, Ga./Brookwood
27	Austin Mason	RHP	R/R	6-2	200	Jr.	Greer, S.C./Eastside
28	James Reeves	LHP	R/L	6-3	200	R-Jr.	Summerville, S.C./Ashley Ridge
29	Zach Lavery	RHP	R/R	6-1	175	R-So.	Goose Creek, S.C./Goose Creek
30	Beau Strickland	UT	R/R	6-3	215	R-Fr.	Pickens, S.C./Pickens
31	Jacob Watcher	2B/RHP	R/R	5-9	150	Fr.	Sumter, S.C./Sumter
32	Jordan Buster	RHP	R/R	6-0	155	Fr.	Lexington, S.C./Lexington
33	Ross White	LHP	L/L	5-9	170	Sr.	Marion, S.C./Marion
34	Mark Pipkin	RHP	R/R	6-2	240	Fr.	Sumter, S.C./Laurence Manning Academy
36	Nate Brecklin	LHP	R/L	6-1	205	Jr.	Eustis, Fla./Eustis
37	Ryan Stamler	RHP	R/R	5-11	175	Fr.	Greenville, S.C./St. Joseph's Catholic



Lt Gen John W. Rosa Jr.  
President



Jim Senter  
Director of Athletics



Dr. Chip Taylor  
Faculty Athletics Rep.



Kelly Simpson  
Senior Woman Administrator



Mike Hoffman  
Baseball SID





## 2014 RESULTS (24-34, 8-18 SOCON; 10TH)

Date	Opponent	Result	Date	Opponent	Result
F14	VIRGINIA TECH^	W, 6-2	A9	at ETSU	L, 4-12
F15	LOUISVILLE^	W, 5-3	A11	at Appalachian State*	W, 8-2
F16	WEST VIRGINIA^	L, 2-10	A12	at Appalachian State*	L, 5-6
F18	at USC Upstate	L, 2-6	A13	at Appalachian State*	L, 6-10
F21	vs. Oklahoma%	L, 7-9	A16	SOUTH CAROLINA	W, 10-8
F22	vs. Ohio State%	L, 4-5	A19	at Western Carolina*	L, 4-5
F23	at UCF%	L, 7-9	A20	at Western Carolina*	L, 2-8
F25	RHODE ISLAND	W, 4-3	A22	WINTHROP	W, 7-4
F26	CHARLOTTE	W, 8-4	A25	FURMAN*	W, 5-4
F28	NEBRASKA	W, 6-3	A26	FURMAN*	W, 10-9
M1	NEBRASKA	W, 12-8	A27	FURMAN*	L, 6-8
M2	NEBRASKA	L, 0-4	M2	WOFFORD*	W, 8-1
M5	TOLEDO	L, 1-8	M3	WOFFORD*	L, 0-1 (10)
M8	COLLEGE OF CHARLESTON	W, 5-4 (11)	M4	WOFFORD*	L, 1-11
M9	at College of Charleston	L, 5-11	M6	at Charleston Southern	L, 7-12
M10	COLLEGE OF CHARLESTON	L, 0-8	M8	UNCW	W, 1-0
M12	USC UPSTATE	W, 9-8	M9	UNCW	L, 0-2
M14	at Davidson*	L, 3-13	M11	at UNCW	L, 3-9
M15	at Davidson*	L, 1-2	M13	at South Carolina	L, 1-10
M15	at Davidson*	L, 8-10	M16	UNCG*	W, 7-5
M19	at Winthrop	W, 3-2	M17	UNCG*	W, 13-12
M21	SAMFORD*	L, 3-5	M17	UNCG*	W, 14-11
M22	SAMFORD*	W, 4-2	M20	ELON&	W, 10-7
M23	SAMFORD*	L, 3-8	M21	DAVIDSON&	L, 7-9
M25	COASTAL CAROLINA	W, 12-4	M22	WOFFORD&	L, 2-4
M26	CHARLESTON SOUTHERN	W, 10-3			
M28	at Elon*	L, 3-6			
M30	at Elon*	L, 7-14			
M30	at Elon*	L, 3-4			
A1	at Coastal Carolina	W, 3-2 (10)			
A4	GEORGIA SOUTHERN*	L, 4-7			
A5	GEORGIA SOUTHERN*	L, 1-10			
A5	GEORGIA SOUTHERN*	L, 2-5			

\* - Southern Conference game

^ - Homewood Suites Tournament presented by Charleston Crab House (Charleston, S.C.)

% - UCF Baseball Tournament (Orlando, Fla.)

& - SoCon Championship

(Riley Park; Charleston, S.C.)



## FRED JORDAN HEAD COACH

Hometown: ..... Charleston, S.C.

Alma mater (year): ..... The Citadel (1979)

Head coaching career:

..... The Citadel, 1992-present

Record at CIT (years): ..... 770-602 (23)

Career record (years): ..... 770-602 (23)



## JOSEPH P. RILEY, JR. PARK

## 2014 STATISTICS

Batting	AVG	GP	GS	AB	R	H	2B	3B	HR	RBI	TB	SLG%	BB	HBP	SO	GDP	OB%	SF	SH	SB	ATT	PO	A	E	FLD%
Drew DeKerlegand	.338	58	58	207	36	70	10	3	3	25	95	.459	31	13	42	1	.452	1	3	6	9	123	4	1	.992
Bo Thompson	.315	58	58	200	39	63	3	0	9	42	93	.465	41	22	27	5	.468	6	0	2	2	90	3	0	1.000
Mason Davis	.310	57	57	242	45	75	13	0	1	25	91	.376	17	9	37	3	.366	8	1	27	33	122	174	10	.967
Ryan Kilgallen	.278	58	48	144	21	40	3	0	1	16	46	.319	23	3	35	1	.388	0	8	3	4	300	38	11	.968
Hughston Armstrong	.268	58	58	224	28	60	10	0	1	25	73	.326	25	7	31	3	.358	1	15	6	16	143	2	1	.993
Tyler Griffin	.260	58	58	223	31	58	13	0	7	48	92	.413	21	9	67	3	.344	3	0	3	3	149	3	7	.956
Calvin Orth	.259	56	56	205	23	53	5	0	2	18	64	.312	15	2	30	8	.313	2	5	3	5	395	24	10	.977
Johnathan Stokes	.254	56	56	205	27	52	10	0	2	36	68	.332	22	2	37	9	.323	6	6	2	3	86	152	18	.930
Austin Mapes	.286	24	2	28	2	8	0	0	0	6	8	.286	3	0	8	0	.355	0	0	0	0	1	0	0	1.000
Bret Hines	.272	47	34	114	17	31	5	0	0	13	36	.316	2	1	6	4	.283	3	5	0	0	17	55	7	.911
Connor Walsh	.250	24	7	40	3	10	2	0	0	6	12	.300	2	0	9	2	.279	1	0	0	0	3	1	1	.800
Jason Smith	.211	10	5	19	9	4	1	0	0	1	5	.263	4	0	6	0	.348	0	0	1	1	3	0	0	1.000
Stephen Windham	.192	25	10	26	1	5	0	0	0	1	5	.192	5	0	9	0	.313	1	2	0	0	63	9	0	1.000
Bailey Rush	.167	30	13	54	8	9	2	0	0	5	11	.204	9	0	23	2	.277	2	1	1	1	5	28	6	.846
Barrett Charpia	.100	10	2	10	0	1	1	0	0	1	2	.200	0	0	5	0	.100	0	0	0	0	2	10	1	.923
Logan Cribb	.000	1	0	0	0	0	0	0	0	0	0	.000	0	0	0	0	.000	0	0	0	0	5	6	0	1.000
Steven Hansen	.000	11	0	0	4	0	0	0	0	0	0	.000	1	0	0	0	1.000	0	0	0	0	0	0	0	.000
<b>Totals</b>	<b>.278</b>	<b>58</b>	<b>58</b>	<b>1941</b>	<b>294</b>	<b>539</b>	<b>78</b>	<b>3</b>	<b>26</b>	<b>268</b>	<b>701</b>	<b>.361</b>	<b>221</b>	<b>68</b>	<b>372</b>	<b>41</b>	<b>.366</b>	<b>34</b>	<b>46</b>	<b>54</b>	<b>77</b>	<b>1521</b>	<b>562</b>	<b>83</b>	<b>.962</b>
<b>Opponents</b>	<b>.287</b>	<b>58</b>	<b>58</b>	<b>2017</b>	<b>372</b>	<b>579</b>	<b>89</b>	<b>15</b>	<b>39</b>	<b>337</b>	<b>815</b>	<b>.404</b>	<b>248</b>	<b>47</b>	<b>364</b>	<b>35</b>	<b>.373</b>	<b>31</b>	<b>33</b>	<b>71</b>	<b>90</b>	<b>1520</b>	<b>627</b>	<b>76</b>	<b>.966</b>

LOB - Team (496), Opp (483). DPs turned - Team (41), Opp (57). TPs turned - Team (1). IBB - Team (3), Thompson 1, Stokes 1, Rush 1, Opp (4). Picked off - Davis 4, Armstrong 3, Orth 1, DeKerlegand 1, Stokes 1.

Pitching	ERA	W	L	APP	GS	CG	SHO	CBO	SV	IP	H	R	ER	BB	SO	2B	3B	HR	AB	B/Avg	WP	HBP	BK	SFA	SHA
Logan Cribb	4.55	4	4	15	15	2	0	1	0	85.0	90	46	43	29	61	15	1	6	333	.270	3	6	0	4	3
Skylar Hunter	1.67	2	4	29	0	0	0	1	15	43.0	22	8	8	23	44	6	0	1	145	.152	5	4	0	0	4
Layton Meacham	2.70	1	0	5	0	0	0	0	0	6.2	7	2	2	2	7	1	0	1	27	.259	1	0	0	0	0
James Reeves	3.40	3	2	7	7	0	0	0	0	39.2	38	22	15	10	36	2	2	5	157	.242	2	3	0	1	2
Zach McKay	5.00	0	0	25	0	0	0	0	0	18.0	16	13	10	8	13	1	0	1	67	.239	1	4	0	3	3
Austin Mason	5.02	1	5	14	12	0	0	0	0	57.1	60	38	32	32	39	9	0	4	220	.273	3	4	0	2	2
Ross White	5.04	1	2	35	0	0	0	0	0	30.1	38	19	17	16	23	3	1	0	120	.317	1	3	0	4	1
Zach Lavery	5.48	4	0	19	0	0	0	0	0	21.1	27	16	13	4	10	8	0	0	82	.329	2	3	0	3	2
Zach Sherrill	5.82	4	1	36	0	0	0	0	0	43.1	48	31	28	22	30	7	1	4	170	.282	4	5	0	5	2
Paul Joseph Krous	6.75	0	0	17	0	0	0	0	0	10.2	16	8	8	4	6	3	1	0	45	.356	1	0	0	1	0
David Rivera	7.85	1	1	22	0	0	0	0	0	18.1	30	18	16	11	14	6	1	1	84	.357	3	1	0	1	1
Connor Walsh	8.10	0	0	7	0	0	0	0	0	3.1	7	3	3	4	2	1	0	1	15	.467	0	1	0	0	0
Nate Brecklin	8.31	0	1	15	2	0	0	0	0	21.2	27	22	20	16	12	4	2	1	91	.297	7	2	1	0	1
Brett Tompkins	8.37	1	3	14	3	0	0	0	0	23.2	24	24	22	20	9	1	4	4	90	.267	2	4	1	0	4
Austin Livingston	8.57	2	8	16	12	0	0	0	0	48.1	68	55	46	30	39	14	1	4	204	.333	8	6	0	5	5
Kevin Connell	10.16	0	3	18	7	0	0	0	0	36.1	61	47	41	17	19	8	1	6	167	.365	7	1	0	2	3
<b>Totals</b>	<b>5.75</b>	<b>24</b>	<b>34</b>	<b>58</b>	<b>58</b>	<b>2</b>	<b>1</b>	<b>1</b>	<b>15</b>	<b>507.0</b>	<b>579</b>	<b>372</b>	<b>324</b>	<b>248</b>	<b>364</b>	<b>89</b>	<b>15</b>	<b>39</b>	<b>2017</b>	<b>.287</b>	<b>50</b>	<b>47</b>	<b>2</b>	<b>31</b>	<b>33</b>
<b>Opponents</b>	<b>4.60</b>	<b>34</b>	<b>24</b>	<b>58</b>	<b>58</b>	<b>5</b>	<b>4</b>	<b>3</b>	<b>13</b>	<b>506.2</b>	<b>579</b>	<b>294</b>	<b>259</b>	<b>221</b>	<b>372</b>	<b>78</b>	<b>3</b>	<b>26</b>	<b>1941</b>	<b>.278</b>	<b>35</b>	<b>68</b>	<b>2</b>	<b>34</b>	<b>46</b>

PB - Team (5), Kilgallen 3, Windham 2, Opp (10). Pickoffs - Team (4), Reeves 1, Brecklin 1, Sherrill 1, White 1, Opp (10). SBA/ATT - Kilgallen (57-70), Windham (13-16), Livingston (13-15), Mason (7-11), Tompkins (8-9), Cribb (6-8), White (5-8), Reeves (7-7), Sherrill (5-6), Hunter (3-6), Rivera (6-6), Connell (5-6), Lavery (2-4), Brecklin (3-3), McKay (1-1).

## 2015 SCHEDULE

Date	Opponent	Time (ET)
F13	EASTERN KENTUCKY	3:05 p.m.
F14	EASTERN KENTUCKY	1:05 p.m.
F15	EASTERN KENTUCKY	1:05 p.m.
F20	at USC Upstate <sup>^</sup>	4 p.m.
F21	vs. UNC Asheville <sup>^</sup>	12 p.m.
F22	vs. Pittsburgh <sup>^</sup>	12 p.m.
F27	BUTLER	3:05 p.m.
F28	BUTLER	1:05 p.m.
M1	BUTLER	1:05 p.m.
M3	RADFORD	3:05 p.m.
M4	at UNC Asheville	3 p.m.
M6	WEST VIRGINIA	4:05 p.m.
M7	WEST VIRGINIA	2:05 p.m.
M8	WEST VIRGINIA	1:05 p.m.
M10	at Tennessee	6 p.m.
M13	MIAMI (OHIO)	6:05 p.m.
M14	MIAMI (OHIO)	2:05 p.m.
M15	MIAMI (OHIO)	1:05 p.m.
M17	at Morehead State	3 p.m.
M20	at Mercer*	6 p.m.
M21	at Mercer*	2 p.m.
M22	at Mercer*	1 p.m.
M24	at Radford	6 p.m.
M25	at Virginia Tech	5:30 p.m.
M27	UNCG*	6:05 p.m.
M28	UNCG*	2:05 p.m.
M29	UNCG*	1:05 p.m.
M31	MOREHEAD STATE	6:05 p.m.
A2	at Saint Louis	7 p.m.
A3	at Saint Louis	7 p.m.
A4	at Saint Louis	2 p.m.
A7	UNC ASHEVILLE	6:05 p.m.
A10	at VMI*	6 p.m.
A11	at VMI*	4 p.m.
A12	at VMI*	1 p.m.
A14	APPALACHIAN STATE	6:05 p.m.
A15	VIRGINIA TECH	6:05 p.m.
A17	SAMFORD*	6:05 p.m.
A18	SAMFORD*	2:05 p.m.
A19	SAMFORD*	1:05 p.m.
A21	TENNESSEE	6:05 p.m.
A22	at Winthrop	6 p.m.
A24	WESTERN CAROLINA*	6:05 p.m.
A25	WESTERN CAROLINA*	2:05 p.m.
A26	WESTERN CAROLINA*	1:05 p.m.
M1	at Furman*	7 p.m.
M2	at Furman*	4 p.m.
M3	at Furman*	1 p.m.
M6	WINTHROP	6:05 p.m.
M8	at The Citadel*	6 p.m.
M9	at The Citadel*	2 p.m.
M10	at The Citadel*	1 p.m.
M12	at Appalachian State	6 p.m.
M15	WOFFORD*	6:05 p.m.
M16	WOFFORD*	2:05 p.m.
M16	WOFFORD*	6:05 p.m.
M19-24 at SoCon Championship (Riley Park; Charleston, S.C.)		
* - Southern Conference game		
<sup>^</sup> - Upstate Classic (Spartanburg, S.C.)		

## ETSU QUICK FACTS

Location: ..... Johnson City, Tenn.  
 Founded: ..... 1911  
 Enrollment: ..... 15,250  
 Nickname: ..... Buccaneers  
 Colors: ..... Navy Blue and Gold  
 President: ..... Dr. Brian Noland  
 Director of athletics: ..... Dr. Richard Sander  
 Stadium (capacity): ..... Thomas Stadium (1,000)  
 Press box phone: ..... 423-747-3877

Head coach: ..... Tony Skole  
 Alma mater (year): ..... The Citadel (1991)  
 Record at ETSU (years): ..... 393-444 (15)  
 Overall record (years): ..... 488-503-1 (18)  
 Baseball office phone: ..... 423-439-4496  
 Assistant coaches:  
 ..... Xan Barskdale (Ole Miss, 2004)  
 ..... Chris Gordon (Milligan, 2007)  
 ..... Daniel Bowman (Coastal Carolina, 2012)

2014 record: ..... 27-30  
 Conference record (place): ..... 13-13 (t5th A-Sun)  
 Home: ..... 21-13  
 Away: ..... 4-14  
 Neutral: ..... 2-3  
 Letterwinners returning/lost: ..... 16/15  
 Position starters returning/lost: ..... 5/3  
 Starting pitchers returning/lost: ..... 3/0  
 Newcomers: ..... 19

SoCon titles: ..... 2  
 SoCon Championship titles: ..... 0  
 Last SoCon Championship title: ..... N/A

Baseball contact: ..... Kevin Brown  
 Email: ..... brownk@etsu.edu  
 Office: ..... 423-439-5263  
 Cell: ..... 423-747-3877  
 Fax: ..... 423-439-6138  
 Website: ..... ETSUBucs.com

## 2015 BUCS ROSTER

No.	Name	Pos.	B/T	Ht.	Wt.	Cl.	Hometown/Previous school
1	Danny Carrier	IF	R/R	5-9	185	R-So.	Cincinnati, Ohio/LaSalle HS
2	Chris Cook	P/IF	R/R	6-1	187	So.	Kingsport, Tenn./Dobyns-Bennett
3	Dalton Long	RHP	R/R	6-1	240	Fr.	Knoxville, Tenn./Powell
4	Zach Thompson	IF	L/R	5-11	181	Sr.	Johnson City, Tenn./Science Hill
5	Daniel Tucker	OF	R/R	6-1	182	R-Sr.	Hendersonville, Tenn./Chattanooga State
6	Jeremy Taylor	OF	L/L	6-2	195	Jr.	Fayetteville, Ga./Fayette County
8	Christian Bailey	IF	R/R	6-4	180	Fr.	Kingsport, Tenn./Dobyns-Bennett
10	Trey York	IF	R/R	6-2	197	Jr.	Knoxville, Tenn./Bearden
11	Peyton Taylor	RHP	R/R	6-0	180	R-So.	Kingsport, Tenn./Dobyns-Bennett
12	Kevin Phillips	C/IF	R/R	6-3	210	Jr.	St. Louis, Mo./University City High
13	Josh Jacques	LHP	L/L	6-0	183	Jr.	Rollinsford, N.H./Somersworth
14	Seth Cunningham	OF	R/L	6-1	190	Fr.	Bristol, Va./John S. Battle
15	Jordan Sanford	IF	S/R	6-1	198	Sr.	Powell, Tenn./Powell
16	Garrett Dalton	IF	R/R	5-11	175	Fr.	Madisonville, Tenn./Sequoyah
17	Jamin McCann	P/OF	L/L	6-0	182	So.	Kingsport, Tenn./Sullivan South
18	Lee Haerberle	RHP	R/R	6-5	210	Jr.	Hendersonville, Tenn./Dyersburg State CC
19	Robby McCabe	IF	R/R	5-9	160	Jr.	New Port Richey, Fla./Pasco Hernando CC
20	Dillon Cate	P	R/R	5-10	175	R-Fr.	Sevierville, Tenn./Sevier County
21	Andrew Lasure	C	L/R	6-2	220	Jr.	Stanford, Ky./Danville
22	Daniel Sweeney	RHP	R/R	6-5	185	Fr.	Johnson City, Tenn./Science Hill
24	Jimmy Nesselt	RHP	R/R	6-2	225	Sr.	Plantation, Fla./American Heritage School
27	Aaron Maher	OF/LHP	L/L	6-2	220	Fr.	Brentwood, Tenn./Brentwood
28	Logan Gentry	RHP	R/R	6-0	210	Fr.	Kingsport, Tenn./Dobyns-Bennett
29	Andy Higley	LHP	L/L	6-5	180	Fr.	Knoxville, Tenn./Webb School of Knoxville
30	Ryan Simpler	RHP	R/R	6-4	235	Fr.	Lewes, Del./Homeschool
31	Nathan Millsap	C	R/R	5-11	205	Jr.	Kingsport, Tenn./Dobyns-Bennett
32	Alex Higley	RHP	R/R	6-5	180	Fr.	Knoxville, Tenn./Webb School of Knoxville
33	Griffin Krieg	RHP	R/R	6-5	195	Jr.	Nashville, Tenn./Father Ryan
34	Scott Hoilman	IF	R/R			Jr.	Johnson City, Tenn./Surry CC
36	Connor Bartow	RHP	R/R	6-1	166	So.	Jonesborough, Tenn./University School
37	Doug McFarland	C	R/R	6-0	185	Fr.	Mohnton, Pa./Governor Mifflin
42	Kain Hewitt	RHP	R/R	6-0	200	Fr.	Gainesville, Ga./Stephens Co.
44	Hagen Owenby	C/IF	R/R	6-1	206	Fr.	Knoxville, Tenn./Powell
	Russell Koesters	RHP	R/R	6-0	180	Fr.	Kingsport, Tenn./Sullivan South
	Joe Sadowski	OF	L/R	6-0	180	Fr.	Hickory, N.C./Hickory



Dr. Brian Noland  
President



Dr. Richard Sander  
Director of Athletics



Dr. Susan Epps  
Faculty Athletics Rep.



Charvi Greer  
Senior Woman Administrator



Kevin Brown  
Baseball SID



## 2014 RESULTS (27-30, 13-13 A-SUN; T5TH)

Date	Opponent	Result	Date	Opponent	Result
F16	LONGWOOD	L, 4-6	A22	TENNESSEE	W, 9-7
F17	LONGWOOD	W, 7-3	A23	RADFORD	L, 6-7
F17	LONGWOOD	W, 5-4 (12)	A25	at Kennesaw State*	L, 6-9
F18	FURMAN	L, 3-5	A26	at Kennesaw State*	L, 5-9
F21	vs. California^	L, 0-3	A27	at Kennesaw State*	L, 8-9
F22	vs. Arkansas-Pine Bluff^	W, 7-3	A30	RADFORD	W, 5-4
F23	at Auburn^	W, 3-2 (10)	M2	USC UPSTATE*	W, 8-4
F25	UNC ASHEVILLE	W, 11-6	M3	USC UPSTATE*	W, 3-2
F28	CANISIUS	L, 2-9	M4	USC UPSTATE*	W, 5-2
M1	CANISIUS	L, 0-2	M7	at Furman	L, 8-9
M2	CANISIUS	L, 6-13	M9	at Florida Gulf Coast*	L, 0-14
M5	EASTERN KENTUCKY	W, 4-3	M10	at Florida Gulf Coast*	L, 0-8
M7	HARTFORD	L, 0-1	M11	at Florida Gulf Coast*	L, 7-8
M8	HARTFORD	W, 5-3	M13	APPALACHIAN STATE	L, 5-9 (10)
M9	HARTFORD	L, 6-18	M15	MERCER*	W, 7-2
M12	at UNC Asheville	L, 11-17	M16	MERCER*	W, 7-6
M14	BRYANT	L, 6-9	M17	MERCER*	L, 1-8
M15	BRYANT	W, 5-4 (12)	M21	vs. Kennesaw State&	L, 7-11 (10)
M18	at Eastern Kentucky	L, 3-4	M22	vs. Mercer&	W, 7-1
M19	at Western Carolina	W, 12-9	M23	vs. Stetson&	L, 2-5
M21	STETSON*	W, 7-4			
M22	STETSON*	L, 3-5			
M22	STETSON*	W, 4-3			
M28	NORTHERN KENTUCKY*	W, 6-3			
M29	NORTHERN KENTUCKY*	W, 6-3			
M30	NORTHERN KENTUCKY*	L, 11-13			
A1	at Tennessee	W, 2-1			
A2	at Appalachian State	L, 6-7			
A4	at Lipscomb*	L, 7-9			
A5	at Lipscomb*	L, 0-5			
A6	at Lipscomb*	L, 3-6			
A9	THE CITADEL	W, 12-4			
A11	NORTH FLORIDA*	W, 6-5			
A12	NORTH FLORIDA*	W, 8-5			
A13	NORTH FLORIDA*	W, 10-4			
A17	at Jacksonville*	L, 6-13			
A19	at Jacksonville*	W, 7-3 (7)			

\* - Atlantic Sun Conference game  
 ^ - Tiger Classic (Auburn, Ala.)  
 & - Atlantic Sun Championship (Fort Myers, Fla.)



## TONY SKOLE HEAD COACH

Hometown: ..... Roswell, Ga.  
 Alma mater (year): ..... The Citadel (1991)  
 Head coaching career:  
 ..... Lincoln Memorial, 1997-99  
 ..... ETSU, 2000-present  
 Record at ETSU (years): ..... 393-444 (15)  
 Career record (years): ..... 488-503-1 (18)



THOMAS STADIUM

## 2014 STATISTICS

Batting	AVG	GP	GS	AB	R	H	2B	3B	HR	RBI	TB	SLG%	BB	HBP	SO	GDP	OB%	SF	SH	SB	ATT	PO	A	E	FLD%
Jordan Sanford	.367	37	24	90	15	33	4	2	1	17	44	.489	10	6	11	2	.462	0	8	2	5	45	3	2	.960
Dylan Freeman	.348	57	57	221	40	77	17	2	13	53	137	.620	25	3	29	7	.412	6	0	0	396	28	3		.993
Tyler Roach	.287	53	48	181	26	52	6	2	4	25	74	.409	16	3	30	3	.351	2	1	4	5	123	4	3	.977
Chris Riopedre	.280	57	57	225	30	63	15	2	5	42	97	.431	15	1	39	5	.324	3	5	1	3	85	160	12	.953
Jeremy Taylor	.277	55	55	238	38	66	13	3	3	27	94	.395	12	7	23	0	.329	1	4	12	21	140	0	3	.979
Chris Cook	.269	47	47	186	39	50	9	5	1	14	72	.387	19	2	25	5	.341	1	0	6	6	36	81	12	.907
Kevin Phillips	.261	47	39	153	19	40	7	1	3	33	58	.379	15	3	19	5	.335	2	1	3	4	119	12	0	1.000
Gage Downey	.247	34	30	89	16	22	3	1	1	9	30	.337	5	2	18	1	.299	1	2	0	0	168	22	2	.990
Trey York	.231	55	53	186	28	43	9	5	1	17	65	.349	15	6	34	1	.305	3	6	11	13	94	137	6	.975
Brandon Moss	.500	12	1	6	7	3	0	0	0	0	3	.500	2	1	1	0	.667	0	1	0	0	3	0	0	1.000
Dylan Tritsch	.288	32	32	111	20	32	2	1	2	9	42	.378	9	5	16	1	.368	0	2	9	13	62	1	5	.926
Andrew Lasure	.275	31	17	69	3	19	4	0	1	9	26	.377	0	0	10	1	.275	0	0	0	0	21	3	0	1.000
Zach Thompson	.228	25	16	57	11	13	4	0	0	6	17	.298	9	2	15	0	.348	1	3	5	7	39	0	1	.975
Zach Mize	.226	18	14	53	8	12	3	0	2	6	21	.396	1	0	9	1	.241	0	1	0	1	19	17	5	.878
Matt Sorrow	.188	32	22	80	10	15	2	1	1	14	22	.275	2	0	12	2	.205	1	5	0	0	136	18	1	.994
Brandon Wilson	.000	6	1	6	0	0	0	0	0	1	0	.000	2	0	3	0	.250	0	0	0	0	7	1	0	1.000
Danny Carrier	.000	3	0	2	0	0	0	0	0	0	0	.000	1	0	1	0	.333	0	0	0	0	0	0	0	.000
<b>Totals</b>	<b>.276</b>	<b>57</b>	<b>57</b>	<b>1953</b>	<b>310</b>	<b>540</b>	<b>98</b>	<b>25</b>	<b>38</b>	<b>282</b>	<b>802</b>	<b>.411</b>	<b>158</b>	<b>41</b>	<b>295</b>	<b>34</b>	<b>.340</b>	<b>21</b>	<b>39</b>	<b>53</b>	<b>78</b>	<b>1519</b>	<b>582</b>	<b>61</b>	<b>.972</b>
<b>Opponents</b>	<b>.310</b>	<b>57</b>	<b>57</b>	<b>2064</b>	<b>351</b>	<b>639</b>	<b>113</b>	<b>37</b>	<b>54</b>	<b>328</b>	<b>988</b>	<b>.479</b>	<b>132</b>	<b>32</b>	<b>326</b>	<b>25</b>	<b>.357</b>	<b>22</b>	<b>54</b>	<b>49</b>	<b>69</b>	<b>1501</b>	<b>656</b>	<b>63</b>	<b>.972</b>

LOB - Team (400), Opp (435). DPs turned - Team (27), Opp (42). TPs turned - Team (0), Opp (1). CI - Team (1), Downey 1, Opp (1). IBB - Team (22), Freeman 17, Phillips 2, Riopedre 2, Tritsch 1, Opp (12). Picked off - York 2, Taylor 1, Cook 1, Sorrow 1, Lasure 1, Freeman 1, Tritsch 1.

Pitching	ERA	W	L	APP	GS	CG	SHO	CBO	SV	IP	H	R	ER	BB	SO	2B	3B	HR	AB	B/Avg	WP	HBP	BK	SFA	SHA
Logan Rice	3.26	3	2	24	4	0	0	0	0	60.2	69	32	22	7	46	9	4	4	245	.282	1	5	0	0	6
Jimmy Nessel	4.06	7	5	20	16	1	0	0	1	102.0	121	56	46	25	62	22	6	10	403	.300	6	5	0	4	11
Jamin McCann	4.78	5	4	18	12	0	0	0	0	64.0	79	37	34	13	33	14	2	7	263	.300	5	4	1	3	5
Austin Hutchison	5.51	3	4	17	9	1	0	0	0	65.1	83	47	40	20	48	13	5	7	270	.307	6	3	0	3	6
Kevin Marnon	3.24	0	0	7	0	0	0	0	0	8.1	8	5	3	13	8	0	1	0	32	.250	1	1	0	1	1
Griffin Krieg	3.27	0	0	3	3	0	0	0	0	11.0	10	7	4	7	6	1	2	0	40	.250	1	0	0	0	3
Will Chesney	4.36	4	3	33	0	0	0	0	0	43.1	46	24	21	7	30	10	2	4	171	.269	0	1	1	3	3
Derek Bushey	5.79	0	0	17	3	0	0	0	0	18.2	25	15	12	4	11	5	1	2	76	.329	0	4	0	3	3
Josh Jacques	6.37	2	4	16	4	0	0	0	0	29.2	42	24	21	6	14	12	2	3	126	.333	4	0	0	0	2
Clinton Freeman	6.54	2	6	25	4	0	0	0	11	53.2	69	43	39	13	41	13	5	6	213	.324	2	1	0	5	6
Jared Burton	7.75	1	2	28	1	0	0	0	0	33.2	56	37	29	8	21	10	5	6	147	.381	1	2	3	0	8
Andrew Lasure	9.00	0	0	1	0	0	0	0	0	1.0	2	1	1	2	0	2	0	0	5	.400	0	0	0	0	0
Kameron Miller	11.37	0	0	12	1	0	0	0	0	12.2	22	17	16	5	5	2	2	3	59	.373	3	5	0	0	0
Chris Cook	20.25	0	0	2	0	0	0	0	0	1.1	1	3	3	2	1	0	0	1	5	.200	0	1	0	0	0
Connor Bartow	27.00	0	0	1	0	0	0	0	0	1.0	6	3	3	0	0	0	0	1	9	.667	0	0	0	0	0
<b>Totals</b>	<b>5.17</b>	<b>27</b>	<b>30</b>	<b>57</b>	<b>57</b>	<b>2</b>	<b>0</b>	<b>0</b>	<b>12</b>	<b>506.1</b>	<b>639</b>	<b>351</b>	<b>291</b>	<b>132</b>	<b>326</b>	<b>113</b>	<b>37</b>	<b>54</b>	<b>2064</b>	<b>.310</b>	<b>40</b>	<b>32</b>	<b>5</b>	<b>22</b>	<b>54</b>
<b>Opponents</b>	<b>4.90</b>	<b>30</b>	<b>27</b>	<b>57</b>	<b>57</b>	<b>4</b>	<b>6</b>	<b>4</b>	<b>12</b>	<b>501.0</b>	<b>640</b>	<b>310</b>	<b>273</b>	<b>158</b>	<b>295</b>	<b>98</b>	<b>25</b>	<b>38</b>	<b>1953</b>	<b>.276</b>	<b>41</b>	<b>41</b>	<b>5</b>	<b>21</b>	<b>39</b>

PB - Team (14), Downey 7, Sorrow 4, Lasure 3, Opp (11). Pickoffs - Team (8), Nessel 3, Burton 1, Chesney 1, Downey 1, Hutchison 1, Rice 1, Opp (8). SBA/ATT - Downey (30-36), Sorrow (12-23), Nessel (7-14), Hutchison (12-14), Rice (5-8), Burton (4-6), Freeman (4-6), McCann (5-6), Bushey (5-6), Lasure (5-5), Miller (2-3), Chesney (3-3), Krieg (1-2), Wilson (2-2), Jacques (1-1).



## 2015 SCHEDULE

Date	Opponent	Time (ET)
F13	AKRON	4 p.m.
F14	AKRON	1 p.m.
F15	AKRON	1 p.m.
F17	at South Carolina	4 p.m.
F20	XAVIER%	5 p.m.
F21	INDIANA%	5 p.m.
F22	PRESBYTERIAN%	3 p.m.
F24	at Charleston Southern	6 p.m.
F27	vs. Maryland Eastern Shore^	12 p.m.
F28	vs. Miami (Ohio)^	12 p.m.
M1	at Campbell^	4:30 p.m.
M3	at Georgia	5 p.m.
M6	MARIST	4 p.m.
M7	MARIST	2 p.m.
M8	MARIST	1 p.m.
M10	at UNC Asheville	3 p.m.
M11	UNC ASHEVILLE	5 p.m.
M13	CONNECTICUT%	5 p.m.
M14	vs. Michigan State%	5 p.m.
M15	vs. USC Upstate%	3 p.m.
M17	at Gardner-Webb	6 p.m.
M20	at Samford*	7 p.m.
M21	at Samford*	3 p.m.
M22	at Samford*	2 p.m.
M25	GARDNER-WEBB	6 p.m.
M27	MERCER*	6 p.m.
M28	MERCER*	4 p.m.
M29	MERCER*	1 p.m.
M31	at Clemson	6:30 p.m.
A3	VMI*	6 p.m.
A4	VMI*	1 p.m.
A4	VMI*	4 p.m.
A7	at USC Upstate	6 p.m.
A10	at UNC*	6 p.m.
A11	at UNC*	2 p.m.
A12	at UNC*	1 p.m.
A14	USC UPSTATE	6 p.m.
A17	at Western Carolina*	6 p.m.
A18	at Western Carolina*	4 p.m.
A19	at Western Carolina*	1 p.m.
A21	SOUTH CAROLINA%	7 p.m.
A24	at College of Charleston	6 p.m.
A25	at College of Charleston	3 p.m.
A26	at College of Charleston	1 p.m.
A28	at Winthrop	5 p.m.
M1	ETSU*	7 p.m.
M2	ETSU*	4 p.m.
M3	ETSU*	1 p.m.
M6	CHARLESTON SOUTHERN	6 p.m.
M8	at Wofford*	5 p.m.
M9	at Wofford*	1 p.m.
M10	at Wofford*	1 p.m.
M12	CLEMSON%	7 p.m.
M14	THE CITADEL*	6 p.m.
M15	THE CITADEL*	4 p.m.
M16	THE CITADEL*	1 p.m.

M19-24 at SoCon Championship  
(Riley Park; Charleston, S.C.)

\* - Southern Conference game

^ - Fighting Camel Classic (Buies Creek, N.C.)

% - Fluor Field (Greenville, S.C.)

## FURMAN QUICK FACTS

Location: ..... Greenville, S.C.  
Founded: ..... 1826  
Enrollment: ..... 2,630  
Nickname: ..... Paladins  
Colors: ..... Purple and White  
Interim president: ..... Dr. Elizabeth Davis  
Director of athletics: ..... Dr. Gary Clark  
Stadium (capacity): ..... Latham Stadium (2,000)  
Press box phone: ..... 864-294-3066

Head coach: ..... Ron Smith  
Alma mater (year): ..... Furman (1979)  
Record at Furman (years): ..... 526-630-3 (21)  
Overall record (years): ..... 526-630-3 (21)  
Baseball office phone: ..... 864-294-2146  
Assistant coaches:  
..... Jeff Whitfield (Lander, 2003)  
..... Brett Harker (College of Charleston, 2005)  
..... Jonathan Grosse (Kutztown, 2012)

2014 record: ..... 26-33  
Conference record (place): ..... 11-15 (8th)  
Home: ..... 11-17  
Away: ..... 11-13  
Neutral: ..... 4-3  
Letterwinners returning/lost: ..... 22/10  
Position starters returning/lost: ..... 5/4  
Weekend starting pitchers returning/lost: ..... 1/2  
Newcomers: ..... 11

SoCon titles: ..... 4  
SoCon Championship titles: ..... 2  
Last SoCon Championship title: ..... 2005

Baseball contact: ..... Hunter Reid  
Email: ..... hunter.reid@furman.edu  
Office: ..... 864-294-2061  
Cell: ..... 864-567-1663  
Fax: ..... 864-294-3061  
Website: ..... FurmanPaladins.com

## 2015 PALADINS ROSTER

No.	Name	Pos.	B/T	Ht.	Wt.	Cl.	Hometown/Previous school
1	Sims Griffith	INF/RHP	R/R	6-0	195	Fr	Gainesville, Ga./Gainesville
3	Sky Overton	OF	R/R	5-10	180	So.	Johns Creek, Ga./Johns Creek
4	Zack Greenwell	C	R/R	6-0	178	Sr.	Marietta, Ga./Mt. Paran Christian Academy
5	Carter Grote	OF	R/R	5-10	180	So.	Pittsburgh, Pa./South Point
6	Jake Jones	OF	L/R	6-2	188	Sr.	Valrico, Fla./Newsome
7	Chris Ohmstede	3B	R/R	5-9	195	Sr.	Marietta, Ga./The Walker School
8	Jake Wolff	RHP	R/R	6-1	185	Sr.	Mountain Rest, S.C./Walhalla
9	Stephen Skruck	INF/RHP	R/R	6-2	200	Fr.	Marietta, Ga./Pope
11	Matt Towarnicky	SS/3B	R/R	6-2	160	Jr.	New Bern, N.C./New Bern
12	Matt Solter	RHP	R/R	6-3	215	Sr.	New Bern, N.C./New Bern
13	Landon Kay	OF/RHP	R/R	6-0	190	Fr.	Charlotte, N.C./Weddington
14	Steven Fondu	RHP	R/R	6-1	199	Jr.	Katonah, N.Y./Fordham Prep
15	Cullen Cosco	OF/RHP	R/R	6-1	206	R-Fr.	Houston, Texas/Houston Christian
16	Cameron Whitehead	C	R/R	5-11	210	So.	Cincinnati, Ohio/Archbishop Moeller
18	Paul Barnhill	RHP	R/R	6-6	230	So.	Charlotte, N.C./Charlotte Country Day
19	Andrew MacLatchie	C	R/R	6-4	215	Jr.	Charlotte, N.C./Providence
20	Ryan Griffith	RHP	R/R	5-10	175	Jr.	Gainesville, Ga./Gainesville
21	Griffin Davis	OF	R/R	5-10	218	Jr.	Atlanta, Ga./Marist
22	Blake Chisolm	RHP/INF	L/R	6-5	200	Fr.	Friendswood, Texas/Clear Springs
23	Billy Greenfield	LHP	L/L	6-4	190	So.	Radnor, Pa./Radnor
24	Will Gaddis	RHP	R/R	6-1	170	Fr.	Brentwood, Tenn./Brentwood
25	Nolan Mullen	RHP	R/R	6-1	185	So.	Palm City, Fla./Martin County
26	Jake Kinsley	C	R/R	5-11	186	Sr.	Manhasset, N.Y./Regis
27	Jordan Simpson	2B	R/R	6-1	182	Jr.	Mason, Ohio/Moeller
28	Kyle Simmons	OF	R/R	6-1	185	So.	West Friendship, Md./McDonogh School
29	Will Dvorak	RHP	R/R	5-11	188	So.	Winter Park, Fla./Lake Highland Prep
30	Elliott Warford	RHP	R/R	6-2	195	Sr.	Ponte Vedra, Fla./Ponte Vedra
32	Brandon Casas	RHP	R/R	6-2	196	Fr.	Charlotte, N.C./W.A. Hough
33	Matthew Quarles	RHP	R/R	6-0	184	So.	Greenwood, S.C./Emerald
34	Michael Campoamor	SS/OF	R/R	6-1	175	Fr.	Wesley Chapel, Fla./Wiregrass Ranch
37	Grant Schuermann	LHP	L/L	6-1	196	Fr.	Cincinnati, Ohio/Lakota West
40	Ted Andrews	RHP	R/R	6-5	215	Jr.	Cincinnati, Ohio/Cincinnati Hills Christian Academy
41	Ryan Morse	LHP/DH	L/L	6-4	234	Sr.	Coral Springs, Fla./Coral Springs Christian Academy
42	Jarrod Rickman	1B/DH	R/R	5-11	192	Sr.	Myrtle Beach, S.C./Carolina Forest
43	Brandon Elmy	OF/INF/RHP	R/R	6-2	195	Fr.	Nokomis, Fla./Venice
44	Harry Norman	LHP	L/L	6-5	210	Jr.	Montgomery, Ala./Loveless Academic Magnet School



Dr. Elizabeth Davis  
President



Dr. Gary Clark  
Director of Athletics



Dr. Bill Pierce  
Faculty Athletics Rep.



Elaine Baker  
Senior Woman Administrator



Hunter Reid  
Baseball SID





## 2014 RESULTS (26-33, 11-15 SOCON; 8TH)

Date	Opponent	Result	Date	Opponent	Result
F15	NORFOLK STATE^	W, 5-2	A12	at Western Carolina*	W, 9-6
F16	XAVIER^	L, 6-11	A13	at Western Carolina*	W, 6-1
F16	TOLEDO^%	W, 13-5	A17	WOFFORD*	W, 6-5
F18	at ETSU	W, 5-3	A18	WOFFORD*	W, 5-1
F21	VCU	L, 9-14	A22	at UNC Asheville	W, 6-4
F22	VCU	L, 7-8	A25	at The Citadel*	L, 4-5
F23	VCU	L, 2-3 (10)	A26	at The Citadel*	L, 9-10
F25	at Georgia	L, 4-6	A27	at The Citadel*	W, 8-6
F28	vs. Maine+	W, 4-2	A30	at Gardner-Webb	W, 9-0
M1	at Stetson+	W, 3-1	M2	GEORGIA SOUTHERN*	L, 0-6
M2	vs. Iowa+	L, 2-8	M3	GEORGIA SOUTHERN*	L, 0-1 (11)
M4	USC UPSTATE%	W, 13-1	M4	GEORGIA SOUTHERN*	L, 2-7
M8	GARDNER-WEBB	L, 3-15	M7	ETSU	W, 9-8
M8	GARDNER-WEBB	L, 6-7	M9	ELON*	W, 14-3
M9	at Gardner-Webb	L, 2-3 (10)	M10	ELON*	W, 9-7
M11	at South Carolina	L, 0-5	M11	ELON*	W, 9-7
M12	at Duke	W, 11-9	M13	CLEMSON%	L, 2-7
M15	HOFSTRA	L, 2-4	M16	at Appalachian State*	L, 7-11
M15	HOFSTRA	W, 5-4 (10)	M16	at Appalachian State*	W, 9-2
M18	UNC ASHEVILLE	L, 6-7	M17	at Appalachian State*	L, 5-6
M19	N.C. CENTRAL	L, 2-3 (10)	M20	vs. UNCG&	W, 6-5 (11)
M21	at UNCG*	W, 15-7 (10)	M21	vs. Western Carolina&	W, 3-2
M22	at UNCG*	L, 8-14	M22	vs. Appalachian State&	W, 3-1
M22	at UNCG*	L, 6-8	M24	vs. Georgia Southern&	L, 8-11
M25	PRESBYTERIAN	W, 9-3	M24	vs. Georgia Southern&	L, 7-10 (12)
M28	at Samford*	L, 5-9			
M29	at Samford*	W, 11-9			
M30	at Samford*	L, 5-13			
A1	at Clemson	L, 2-13			
A4	DAVIDSON*	L, 2-3			
A5	DAVIDSON*	L, 5-10			
A6	DAVIDSON*	L, 6-11			
A8	SOUTH CAROLINA%	L, 2-9			
A11	at Western Carolina*	L, 4-5			

\* - Southern Conference game

^ - First Pitch Invitational (Greenville, S.C.)

% - Fluor Field; Greenville, S.C.

+ - Stetson Brighthouse Network Invitational

(DeLand, Fla.)

& - SoCon Championship

(Riley Park; Charleston, S.C.)



## RON SMITH HEAD COACH

Hometown: ..... Elkhart, Ind.

Alma mater (year): ..... Furman (1979)

Head coaching career:

..... Furman, 1994-present

Record at FUR (years): ..... 526-630-3 (21)

Career record (years): ..... 526-630-3 (21)



## LATHAM STADIUM

## 2014 STATISTICS

Batting	AVG	GP	GS	AB	R	H	2B	3B	HR	RBI	TB	SLG%	BB	HBP	SO	GDP	OB%	SF	SH	SB	ATT	PO	A	E	FLD%
Hunter Burton	.333	59	58	234	49	78	8	5	0	28	96	.410	35	6	39	1	.428	3	9	41	51	87	175	19	.932
Greg Harrison	.333	58	58	231	40	77	14	2	5	41	110	.476	16	16	16	2	.404	7	1	6	7	482	30	5	.990
Chris Ohmsted	.318	59	59	233	40	74	11	2	10	47	119	.511	21	7	35	7	.383	5	0	6	7	47	118	15	.917
Jake Jones	.309	44	38	149	31	46	3	1	2	23	57	.383	20	1	20	6	.392	1	0	5	11	65	3	0	1.000
Jordan Simpson	.295	59	59	251	38	74	10	2	5	35	103	.410	10	5	39	4	.332	2	0	7	12	104	182	12	.960
Alex Abrams	.286	59	56	213	34	61	11	1	2	34	80	.376	30	4	39	5	.375	6	2	4	5	115	14	2	.985
Sky Overton	.241	47	40	145	23	35	2	0	0	14	37	.255	11	5	30	3	.315	1	4	6	8	86	2	2	.978
Heath Burton	.238	54	51	185	26	44	6	2	1	27	57	.308	24	2	40	2	.327	3	7	9	12	97	5	5	.953
Carter Grote	.333	31	21	96	15	32	8	0	1	14	43	.448	9	2	8	0	.387	4	0	2	3	33	4	0	1.000
Zack Greenwell	.300	10	2	10	0	3	0	0	0	0	3	.300	0	0	1	0	.300	0	1	0	0	12	3	0	1.000
Griffin Davis	.255	39	25	102	11	26	5	0	0	11	31	.304	15	2	31	5	.355	2	1	0	0	52	1	1	.981
Jake Kinsley	.250	11	1	16	2	4	0	0	0	1	4	.250	0	1	4	0	.294	0	0	0	0	14	3	0	1.000
Jarrod Rickman	.240	21	5	25	0	6	2	0	0	6	8	.320	3	0	9	0	.300	2	0	0	0	6	0	0	1.000
Cameron Whitehead	.229	35	19	83	16	19	4	0	1	5	26	.313	17	0	18	3	.360	0	0	1	1	140	26	1	.994
Kyle Simmons	.222	23	1	9	3	2	0	0	0	0	2	.222	2	2	2	0	.462	0	0	0	0	2	0	0	1.000
Andrew MacLachrie	.215	41	38	107	16	23	9	0	3	17	41	.383	20	5	45	1	.361	1	0	0	0	220	43	4	.985
Matt Towarnicky	.214	13	3	14	0	3	0	0	0	1	3	.214	0	0	3	0	.214	0	0	1	1	6	9	0	1.000
Josh Black	.000	6	0	2	0	0	0	0	0	0	0	.000	0	0	2	0	.000	0	0	0	0	1	1	0	1.000
Ryan Morse	.000	1	0	0	1	0	0	0	0	0	0	.000	0	1	0	0	1.000	0	0	0	0	1	2	1	.750
<b>Totals</b>	<b>.288</b>	<b>59</b>	<b>59</b>	<b>2105</b>	<b>345</b>	<b>607</b>	<b>93</b>	<b>15</b>	<b>30</b>	<b>304</b>	<b>820</b>	<b>.390</b>	<b>233</b>	<b>59</b>	<b>381</b>	<b>39</b>	<b>.369</b>	<b>37</b>	<b>25</b>	<b>88</b>	<b>118</b>	<b>1588</b>	<b>691</b>	<b>77</b>	<b>.967</b>
<b>Opponents</b>	<b>.284</b>	<b>59</b>	<b>59</b>	<b>2057</b>	<b>367</b>	<b>584</b>	<b>103</b>	<b>15</b>	<b>34</b>	<b>333</b>	<b>819</b>	<b>.398</b>	<b>248</b>	<b>55</b>	<b>398</b>	<b>45</b>	<b>.371</b>	<b>33</b>	<b>31</b>	<b>63</b>	<b>85</b>	<b>1594</b>	<b>592</b>	<b>90</b>	<b>.960</b>

LOB - Team (520), Opp (470). DPs turned - Team (58), Opp (48). CI - Team (1), MacLachrie 1. IBB - Team (6), Harrison 2, MacLachrie 2, Simpson 2, Opp (11). Picked off - Hu. Burton 2, Whitehead 2, Overton 1, Harrison 1, He. Burton 1, MacLachrie 1.

Pitching	ERA	W	L	APP	GS	CG	SHO	CBO	SV	IP	H	R	ER	BB	SO	2B	3B	HR	AB	B/Avg	WP	HBP	BK	SFA	SHA
Matt Solter	3.90	3	5	15	15	0	0	0	0	90.0	85	43	39	33	67	17	3	3	336	.253	8	7	0	2	9
Tyler Wood	4.73	5	2	18	9	0	0	0	0	66.2	75	39	35	19	55	16	3	4	261	.287	4	3	0	6	1
Jacques de Gruy	5.74	4	4	19	10	0	0	0	0	69.0	67	48	44	31	66	11	2	6	261	.257	13	8	5	3	5
Nolan Mullen	0.00	0	0	1	0	0	0	0	0	1.2	2	0	0	1	0	0	0	0	5	.400	0	0	0	1	0
Greg Harrison	3.00	0	0	8	0	0	0	0	2	6.0	8	4	2	5	5	1	1	0	23	.348	1	4	0	2	1
Harry Norman	3.75	0	0	13	1	0	0	0	0	12.0	16	6	5	5	4	1	2	0	46	.348	1	1	0	0	1
Anthony Buonopane	4.91	0	1	15	0	0	0	1	0	14.2	12	9	8	6	13	3	0	0	54	.222	5	1	0	1	0
Ryan Morse	4.97	1	3	16	1	0	0	1	0	25.1	11	16	14	34	17	3	0	0	85	.129	5	4	0	0	2
Alex Abrams	5.50	8	3	24	5	0	0	0	2	54.0	62	34	33	21	45	10	1	2	209	.297	5	5	0	3	2
Elliott Warford	5.53	2	4	21	8	0	0	0	1	53.2	71	45	33	25	35	10	1	4	223	.318	11	3	2	4	5
Matthew Quarles	5.62	2	2	17	7	0	0	1	0	41.2	45	28	26	18	23	6	1	5	163	.276	3	4	0	3	0
Brant Masters	5.62	0	2	32	0	0	0	0	4	32.0	45	24	20	10	17	6	1	3	136	.331	4	1	2	1	2
Billy Greenfield	6.69	1	4	26	2	0	0	0	0	39.0	45	34	29	16	34	10	0	4	148	.304	6	11	2	7	2
Ryan Dittmar	12.00	0	3	17	1	0	0	0	0	15.0	28	22	20	10	12	6	0	1	70	.400	7	0	0	0	1
Jake Wolff	13.50	0	0	7	0	0	0	1	0	6.0	10	9	9	8	4	3	0	1	27	.370	5	1	0	0	0
Ryan Griffith	20.25	0	0	6	0	0	0	0	0	2.2	2	6	6	6	1	0	0	1	10	.200	3	2	1	0	0
<b>Totals</b>	<b>5.49</b>	<b>26</b>	<b>33</b>	<b>59</b>	<b>59</b>	<b>0</b>	<b>1</b>	<b>1</b>	<b>9</b>	<b>529.1</b>	<b>584</b>	<b>367</b>	<b>323</b>	<b>248</b>	<b>398</b>	<b>103</b>	<b>15</b>	<b>34</b>	<b>2057</b>	<b>.288</b>	<b>81</b>	<b>55</b>	<b>12</b>	<b>33</b>	<b>31</b>
<b>Opponents</b>	<b>4.74</b>	<b>33</b>	<b>26</b>	<b>59</b>	<b>59</b>	<b>0</b>	<b>3</b>	<b>3</b>	<b>14</b>	<b>531.1</b>	<b>607</b>	<b>345</b>	<b>280</b>	<b>233</b>	<b>381</b>	<b>93</b>	<b>15</b>	<b>30</b>	<b>2105</b>	<b>.288</b>	<b>71</b>	<b>59</b>	<b>9</b>	<b>37</b>	<b>25</b>

PB - Team (11), MacLachrie 6, Whitehead 4, Greenwell 1, Opp (8). Pickoffs - Team (9), MacLachrie 3, Greenfield 2, Warford 2, Whitehead 1, Abrams 1, Opp (8). SBA/ATT - MacLachrie (36-50), Whitehead (24-31), Greenfield (19-19), Wood (7-10), de Gruy (6-9), Warford (7-8), Dittmar (4-7), Solter (4-7), Quarles (6-7), Abrams (4-7), Norman (2-4), Kinsley (2-3), Masters (1-2), Buonopane (1-2), Harrison (1-1), Wolff (1-1), Griffith (0-1).



## 2015 SCHEDULE

Date	Opponent	Time (ET)
F13	VIRGINIA TECH	4 p.m.
F14	VIRGINIA TECH	2 p.m.
F15	VIRGINIA TECH	1 p.m.
F17	GEORGIA STATE	5 p.m.
F18	KENNESAW STATE	4 p.m.
F20	at Bethune-Cookman	6 p.m.
F21	at Bethune-Cookman	1 p.m.
F22	at Bethune-Cookman	12 p.m.
F24	FLORIDA A&M	6 p.m.
F25	FLORIDA A&M	4 p.m.
F27	BELMONT	6 p.m.
F28	BELMONT	2 p.m.
M1	BELMONT	1 p.m.
M3	at Georgia Southern	6 p.m.
M6	HARVARD	6 p.m.
M7	HARVARD	1 p.m.
M7	HARVARD	3:30 p.m.
M8	HARVARD	1 p.m.
M10	at Florida A&M	6 p.m.
M11	at Florida A&M	4 p.m.
M13	BRADLEY	6 p.m.
M14	BRADLEY	2 p.m.
M15	BRADLEY	1 p.m.
M17	GEORGIA	6 p.m.
M20	ETSU*	6 p.m.
M21	ETSU*	2 p.m.
M22	ETSU*	1 p.m.
M24	at Georgia	6 p.m.
M27	at Furman*	6 p.m.
M28	at Furman*	4 p.m.
M29	at Furman*	1 p.m.
M31	SAVANNAH STATE	6 p.m.
A2	at The Citadel*	6 p.m.
A3	at The Citadel*	2 p.m.
A4	at The Citadel*	1 p.m.
A7	at Georgia Tech	6 p.m.
A10	WESTERN CAROLINA*	6 p.m.
A11	WESTERN CAROLINA*	2 p.m.
A12	WESTERN CAROLINA*	1 p.m.
A14	at Georgia State	6 p.m.
A15	GEORGIA SOUTHERN	6 p.m.
A17	at Wofford*	6 p.m.
A18	at Wofford*	3 p.m.
A19	at Wofford*	1 p.m.
A21	at Savannah State	5 p.m.
A24	UNCG*	6 p.m.
A25	UNCG*	2 p.m.
A26	UNCG*	1 p.m.
M1	at VMI*	6 p.m.
M2	at VMI*	4 p.m.
M3	at VMI*	1 p.m.
M6	GEORGIA TECH	6 p.m.
M12	at Alabama^	7:30 p.m.
M14	SAMFORD*	6 p.m.
M15	SAMFORD*	6 p.m.
M16	SAMFORD*	6:30 p.m.
M19-24 at SoCon Championship (Riley Park; Charleston, S.C.)		
* - Southern Conference game		
^ - Joe Davis Stadium (Huntsville, Ala)		

## MERCER QUICK FACTS

Location: .....Macon, Ga.  
 Founded: .....1833  
 Enrollment: .....8,341  
 Nickname: .....Bears  
 Colors: .....Orange and Black  
 President: .....William D. Underwood  
 Director of athletics: .....Jim Cole  
 Stadium (capacity): .....Claude Smith Field (500)  
 Press box phone: .....419-615-3968

Head coach: .....Craig Gibson  
 Alma mater (year): .....Mercer (1986)  
 Record at Mercer (years): .....358-268 (11)  
 Overall record (years): .....358-268 (11)  
 Baseball office phone: .....478-301-2396  
 Assistant coaches:  
 .....Brent Shade (Defiance, 2001)  
 .....Ty Megahee (Mercer, 2006)  
 .....Tanner Gordon (Southern New Hampshire, 2013)

2014 record: .....38-17  
 Conference record (place): .....18-9 (2nd A-Sun)  
 Home: .....24-4  
 Away: .....14-11  
 Neutral: .....0-2  
 Letterwinners returning/lost: .....16/11  
 Position starters returning/lost: .....3/6  
 Starting pitchers returning/lost: .....3/1  
 Newcomers: .....14

SoCon titles: .....0  
 SoCon Championship titles: .....0  
 Last SoCon Championship title: .....N/A

Baseball contact: .....Jordan Bruner  
 Email: .....bruner\_ja@mercer.edu  
 Office: .....478-301-5209  
 Cell: .....419-615-3968  
 Fax: .....478-301-5350  
 Website: .....MercerBears.com

## 2015 BEARS ROSTER

No.	Name	Pos.	B/T	Ht.	Wt.	Cl.	Hometown/Previous school
2	Nate Moorhouse	OF	L/R	5-8	180	Sr.	Abbeville, Ga./Wilcox Co.
3	Devin Bonin	INF	L/R	5-9	165	Sr.	Dacula, Ga./Gordon College
4	Jackson Ware	INF	R/R	5-10	170	Fr.	Statesboro, Ga./Statesboro
5	DJ Johnson	RHP	R/R	5-9	176	Sr.	Adel, Ga./Cook Co.
6	Matt Meeder	INF	R/R	5-8	155	So.	Roswell, Ga./Roswell
8	Trey Truitt	OF	R/R	6-1	180	Fr.	Dothan, Ala./Rehobeth
9	Austin Lord	LHP	L/L	6-0	170	So.	Toccoa, Ga./Stephens Co.
10	Conrad Cornell	OF	R/R	6-1	185	Fr.	Conyers, Ga./Wesminster
11	Collin Snider	OF	L/R	6-0	175	Fr.	Spring, Texas/Klein Oaks
12	Steven Taylor	INF	R/R	6-0	165	Fr.	Atlanta, Ga./Marist
13	Mitchell Wade	RHP	R/R	6-0	205	Sr.	Powder Springs, Ga./Hillgrove
15	Chandler Newton	LHP	L/L	6-2	215	Fr.	Gainesville, Ga./Gainesville
16	Howard Joe	INF	R/R	6-3	212	R-So.	Dunwoody, Ga./Holy Innocents
17	DJ Shives	RHP	R/R	6-2	165	Jr.	Tampa, Fla./Hillsboro JC
18	Charlie Madden	C	R/R	6-3	200	So.	Dunwoody, Ga./Dunwoody
19	Daniel Tefft	INF	L/R	6-2	220	Fr.	Valdosta, Ga./Valdosta
20	Kyle Lewis	OF	R/R	6-4	195	So.	Snellville, Ga./Shiloh
21	Danny Edgeworth	INF	L/R	6-3	190	So.	Suwanee, Ga./Lambert
22	Tyler Homer	C	L/R	5-10	195	Jr.	Orlando, Fla./Indian River CC
23	Carter Varga	RHP	R/R	6-1	185	Fr.	Clermont, Fla./East Ridge
25	Grant Papelian	LHP	L/L	6-0	170	Sr.	Marietta, Ga./Pope
26	Connor Herd	LHP	L/L	6-4	175	Fr.	Cologne, Minn./Holy Family Catholic
27	Dimitri Kourtis	RHP	R/R	6-2	185	Sr.	Alpharetta, Ga./Alpharetta
28	Shane Buerster	C	R/R	6-3	215	Fr.	Savannah, Ga./Richmond Hills
29	Jose Hernandez	C	R/R	6-3	220	Jr.	Lakeland, Fla./St. John's River CC
30	Ben Lumsden	RHP	R/R	6-3	235	Sr.	Dallas, Ga./Hillgrove
31	Trevor Hendrix	LHP	L/L	6-1	210	Fr.	Nahunta, Ga./Brantley County
32	Morgan Pittman	LHP	L/L	5-7	145	Sr.	Newnan, Ga./East Coweta
33	Cam Wesolowski	RHP	R/R	6-4	205	So.	Brooks, Ga./Whitewater
39	Ryan Askew	RHP	R/R	6-6	240	So.	Suwanee, Ga./Collins Hill
44	Eric Nyquist	RHP	R/R	6-2	204	Sr.	Alpharetta, Ga./Alpharetta



William D. Underwood  
President



Jim Cole  
Director of Athletics



Dr. Jeffery Hugdahl  
Faculty Athletics Rep.



Sybil Blalock  
Senior Woman Administrator



Jordan Bruner  
Baseball SID





## 2014 RESULTS (38-17, 18-9 A-SUN; 2ND)

Date	Opponent	Result	Date	Opponent	Result
F15	HIGH POINT	W, 5-2	A8	ALABAMA STATE	W, 13-8
F15	HIGH POINT	W, 5-4	A9	at Georgia State	L, 7-8
F16	HIGH POINT	W, 4-3	A11	at Lipscomb*	L, 2-4
F18	FLORIDA A&M	W, 12-4	A12	at Lipscomb*	L, 1-2
F19	FLORIDA A&M	W, 10-2	A13	at Lipscomb*	W, 2-0
F21	EVANSVILLE	W, 8-5	A17	NORTHERN KENTUCKY*	W, 12-4
F22	EVANSVILLE	W, 8-3	A19	NORTHERN KENTUCKY*	W, 10-3
F23	EVANSVILLE	W, 6-5	A19	NORTHERN KENTUCKY*	W, 8-2
F25	SAVANNAH STATE	W, 5-4	A23	at Georgia Tech	W, 4-3 (10)
F28	at Belmont	L, 3-4 (10)	A25	at Florida Gulf Coast*	L, 5-6
M1	at Belmont	L, 5-6	A26	at Florida Gulf Coast*	W, 4-0
M2	at Belmont	W, 9-4	A27	at Florida Gulf Coast*	W, 5-3
M4	at Florida A&M	W, 3-0	M6	at Florida	W, 4-2
M5	at Florida A&M	W, 8-5	M9	STETSON*	W, 4-2
M7	at Auburn	L, 5-9	M10	STETSON*	L, 2-3
M8	at Auburn	L, 1-4	M11	STETSON*	L, 3-4
M9	at Auburn	L, 5-6	M13	GEORGIA STATE	W, 6-5
M11	BUTLER	W, 3-2	M14	at ETSU*	L, 2-7
M12	BUTLER	W, 5-0	M16	at ETSU*	L, 6-7
M14	KENNESAW STATE*	L, 1-2	M17	at ETSU*	W, 8-1
M15	KENNESAW STATE*	W, 8-4	M21	vs. Stetson^	L, 5-7 (10)
M15	KENNESAW STATE*	W, 11-8	M22	vs. ETSU^	L, 1-7
M21	at Jacksonville*	W, 4-2			
M22	at Jacksonville*	W, 9-4			
M23	at Jacksonville*	W, 6-3			
M25	at Georgia Tech	W, 4-1			
M29	NORTH FLORIDA*	L, 3-6			
M30	NORTH FLORIDA*	W, 11-4			
M30	NORTH FLORIDA*	W, 6-3 (7)			
A1	at Alabama State	W, 12-4			
A4	USC UPSTATE*	W, 3-1			
A5	USC UPSTATE*	W, 11-5			
A5	USC UPSTATE*	W, 3-0			

\* - Atlantic Sun Conference game  
& - Atlantic Sun Championship (Fort Myers, Fla.)



## CRAIG GIBSON HEAD COACH

Hometown: ..... Macon, Ga.  
Alma mater (year): ..... Mercer (1986)  
Head coaching career: ..... Mercer, 2004-present  
Record at MER (years): ..... 358-268 (11)  
Career record (years): ..... 358-268 (11)



CLAUDE SMITH FIELD

## 2014 STATISTICS

Batting	AVG	GP	GS	AB	R	H	2B	3B	HR	RBI	TB	SLG%	BB	HBP	SO	GDP	OB%	SF	SH	SB	ATT	PO	A	E	FLD%
Chesny Young	.348	53	53	204	32	71	10	0	4	38	93	.456	28	2	14	7	.430	1	6	3	4	19	98	6	.951
Michael Massi	.346	55	55	214	51	74	13	2	5	35	106	.495	26	4	25	4	.424	1	5	8	12	81	196	5	.982
Sasha LaGarde	.314	55	55	210	51	66	8	1	9	45	103	.490	23	12	42	3	.409	2	9	8	15	127	2	2	.985
Derrick Workman	.287	54	53	181	21	52	8	0	5	27	75	.414	26	8	62	5	.398	1	4	2	2	92	2	1	.989
Devin Bonin	.284	51	43	141	30	40	4	1	0	14	46	.326	23	3	20	1	.395	0	11	5	7	65	98	7	.959
Nate Moorhouse	.281	42	33	121	16	34	9	2	2	11	53	.438	10	1	24	3	.341	0	9	0	2	58	2	2	.968
Nick Backlund	.271	55	55	207	32	56	10	0	8	38	90	.435	24	10	43	9	.367	4	0	0	1	421	24	4	.991
Charlie Madden	.269	47	39	134	21	36	12	0	3	22	57	.425	16	3	30	1	.357	1	8	2	3	238	26	5	.981
Austin Barrett	.222	50	33	117	11	26	3	0	1	15	32	.274	15	1	20	2	.313	1	4	0	3	253	19	2	.993
Robert Sanchez	.364	9	2	11	0	4	0	0	0	0	4	.364	0	0	6	0	.364	0	0	0	0	5	0	2	.714
Kyle Lewis	.281	42	24	89	21	25	3	0	2	17	34	.382	9	0	17	2	.340	2	3	2	5	36	1	1	.974
Matt Meeder	.259	34	20	54	12	14	1	0	0	9	15	.278	9	3	17	1	.394	0	5	0	2	22	76	9	.916
Howard Joe	.220	32	16	59	9	13	2	0	3	11	24	.407	2	2	19	1	.270	0	1	1	1	0	0	0	.000
Danny Edgeworth	.209	30	8	43	8	9	0	1	0	4	11	.256	7	2	15	1	.340	1	0	0	1	0	9	4	.692
Nathaniel Lowe	.097	25	6	31	1	3	2	0	0	5	5	.161	2	0	9	0	.152	0	1	0	0	7	0	0	1.000
<b>Totals</b>	<b>.288</b>	<b>55</b>	<b>55</b>	<b>1816</b>	<b>316</b>	<b>523</b>	<b>85</b>	<b>7</b>	<b>42</b>	<b>291</b>	<b>748</b>	<b>.412</b>	<b>220</b>	<b>51</b>	<b>363</b>	<b>40</b>	<b>.378</b>	<b>14</b>	<b>66</b>	<b>32</b>	<b>58</b>	<b>1454</b>	<b>640</b>	<b>55</b>	<b>.974</b>
<b>Opponents</b>	<b>.269</b>	<b>55</b>	<b>55</b>	<b>1849</b>	<b>207</b>	<b>497</b>	<b>70</b>	<b>9</b>	<b>25</b>	<b>192</b>	<b>660</b>	<b>.357</b>	<b>112</b>	<b>40</b>	<b>366</b>	<b>39</b>	<b>.321</b>	<b>19</b>	<b>49</b>	<b>55</b>	<b>69</b>	<b>1413</b>	<b>510</b>	<b>64</b>	<b>.968</b>

LOB - Team (438), Opp (410). DPs turned - Team (46), Opp (45). CI - Team (2), Sanchez 2. IBB - Team (11), Backlund 6, Workman 2, LaGarde 2, Bonin 1, Opp (10). Picked off - LaGarde 2, Bonin 2, Barrett 1, Moorhouse 1, Massi 1, Joe 1.

Pitching	ERA	W	L	APP	GS	CG	SHO	CBO	SV	IP	H	R	ER	BB	SO	2B	3B	HR	AB	B/Avg	WP	HBP	BK	SFA	SHA
Eric Nyquist	3.12	8	1	14	13	4	2	0	0	86.2	70	34	30	17	49	10	1	3	313	.224	5	11	0	4	11
Ryan Askew	3.54	3	3	22	9	0	0	1	0	68.2	81	34	27	11	49	13	2	4	276	.293	4	8	3	1	5
Brandon Barker	3.84	4	4	15	15	1	0	1	0	68.0	87	42	29	16	63	11	2	4	283	.307	13	3	0	1	10
Grant Papelian	4.13	5	4	20	14	1	1	0	0	80.2	89	37	37	18	44	14	2	6	308	.289	3	3	0	2	7
Dimitri Kourtis	1.15	5	1	16	0	0	0	0	5	39.0	36	8	5	9	39	2	0	2	140	.257	2	2	0	2	5
Morgan Pittman	1.30	3	0	18	0	0	0	0	4	27.2	16	6	4	8	20	1	0	1	98	.163	2	0	0	1	1
Ben Lumsden	2.16	2	3	26	0	0	0	2	6	33.1	29	8	8	9	31	3	2	0	119	.244	0	4	0	2	6
Stephen Glaze	2.70	6	0	29	0	0	0	0	1	40.0	37	13	12	15	44	9	0	0	144	.257	7	6	1	3	4
Cam Wesolowski	2.70	0	0	4	0	0	0	0	0	3.1	4	1	1	1	3	0	0	1	13	.308	0	0	0	0	0
Austin Lord	4.15	2	1	21	2	0	0	1	0	21.2	23	11	10	1	14	3	0	1	87	.264	1	2	0	1	0
Mitchell Wade	5.56	0	0	10	0	0	0	0	0	11.1	17	7	7	2	8	2	0	1	48	.354	0	1	0	1	0
Bryce Conley	12.46	0	0	2	2	0	0	0	0	4.1	8	6	6	5	2	2	0	2	20	.400	0	0	0	1	0
<b>Totals</b>	<b>3.27</b>	<b>38</b>	<b>17</b>	<b>55</b>	<b>55</b>	<b>6</b>	<b>5</b>	<b>2</b>	<b>16</b>	<b>484.2</b>	<b>497</b>	<b>207</b>	<b>176</b>	<b>112</b>	<b>366</b>	<b>70</b>	<b>9</b>	<b>25</b>	<b>1849</b>	<b>.269</b>	<b>37</b>	<b>40</b>	<b>4</b>	<b>19</b>	<b>49</b>
<b>Opponents</b>	<b>5.27</b>	<b>17</b>	<b>38</b>	<b>55</b>	<b>55</b>	<b>1</b>	<b>0</b>	<b>0</b>	<b>9</b>	<b>471.0</b>	<b>523</b>	<b>316</b>	<b>276</b>	<b>220</b>	<b>363</b>	<b>85</b>	<b>7</b>	<b>42</b>	<b>1816</b>	<b>.288</b>	<b>37</b>	<b>51</b>	<b>9</b>	<b>14</b>	<b>66</b>

PB - Team (11), Madden 6, Barrett 5, Opp (15). Pickoffs - Team (1), Lord 1, Opp (8). SBA/ATT - Madden (41-51), Barrett (14-17), Nyquist (11-14), Barker (8-11), Papelian (9-10), Askew (8-10), Kourtis (5-5), Pittman (3-4), Lord (3-4), Glaze (3-3), Lumsden (3-3), Wade (1-3), Wesolowski (1-2).

## 2015 SCHEDULE

Date	Opponent	Time (ET)
F13	HIGH POINT	4 p.m.
F14	at High Point	2 p.m.
F15	HIGH POINT	1 p.m.
F17	UNC ASHEVILLE	4 p.m.
F20	BUCKNELL	4 p.m.
F21	BUCKNELL	2 p.m.
F22	BUCKNELL	1 p.m.
F24	DUKE	4 p.m.
F25	at Elon	4 p.m.
F27	AKRON	4 p.m.
F28	AKRON	2 p.m.
M1	AKRON	1 p.m.
M3	WAKE FOREST	4 p.m.
M6	PRINCETON	4 p.m.
M7	PRINCETON	1 p.m.
M7	PRINCETON	5 p.m.
M8	PRINCETON	1 p.m.
M11	at East Carolina	6:30 p.m.
M13	at UNCW	4 p.m.
M14	vs. Columbia^	12 p.m.
M14	at UNCW	4 p.m.
M15	vs. Columbia^	11 a.m.
M17	NC STATE	6 p.m.
M18	at NC State	6 p.m.
M20	WESTERN CAROLINA*	6 p.m.
M21	WESTERN CAROLINA*	2 p.m.
M22	WESTERN CAROLINA*	1 p.m.
M24	vs. North Carolina A&T%	6 p.m.
M27	at ETSU*	6:05 p.m.
M28	at ETSU*	2:05 p.m.
M29	at ETSU*	1:05 p.m.
A3	at Samford*	4 p.m.
A3	at Samford*	7 p.m.
A4	at Samford*	3 p.m.
A7	at Wake Forest	6 p.m.
A10	FURMAN*	6 p.m.
A11	FURMAN*	2 p.m.
A12	FURMAN*	1 p.m.
A14	at Duke	6 p.m.
A17	THE CITADEL*	6 p.m.
A18	THE CITADEL*	2 p.m.
A19	THE CITADEL*	1 p.m.
A21	ELON	6 p.m.
A24	at Mercer*	6 p.m.
A25	at Mercer*	2 p.m.
A26	at Mercer*	1 p.m.
A28	at North Carolina	6 p.m.
M1	WOFFORD*	6 p.m.
M2	WOFFORD*	2 p.m.
M3	WOFFORD*	1 p.m.
M8	at VMI*	6 p.m.
M9	at VMI*	6 p.m.
M10	at VMI*	2 p.m.
M14	GARDNER-WEBB	6 p.m.
M15	at Gardner-Webb	6 p.m.
M19-24 at SoCon Championship (Riley Park; Charleston, S.C.)		
* - Southern Conference game		
^ - Wilmington, N.C.		
% - NewBridge Bank Park (Greensboro, N.C.)		

## UNCG QUICK FACTS

Location: .....Greensboro, N.C.  
 Founded: .....1891  
 Enrollment: .....18,502  
 Nickname: .....Spartans  
 Colors: .....Blue and Gold  
 Chancellor: .....Dr. Linda P. Brady  
 Director of athletics: .....Kim Record  
 Stadium (capacity): .....UNCG Baseball Stadium (3,500)  
 Press box phone: .....336-334-5625

Head coach: .....Link Jarrett  
 Alma mater (year): .....Florida State (1994)  
 Record at UNCG (years): .....45-59 (2)  
 Overall record (years): .....45-59 (2)  
 Baseball office phone: .....336-334-3247  
 Assistant coaches:  
 .....Jerry Edwards (North Carolina Wesleyan, 1999)  
 .....Matt Boykin (Barton College, 2003)  
 .....Joey Holcomb (Huntingdon, 2006)

2014 record: .....21-28  
 Conference record (place): .....8-16 (9th)  
 Home: .....16-10  
 Away: .....4-16  
 Neutral: .....1-2  
 Letterwinners returning/lost: .....20/12  
 Position starters returning/lost: .....7/3  
 Starting pitchers returning/lost: .....1/3  
 Newcomers: .....16

SoCon titles: .....1  
 SoCon Championship titles: .....0  
 Last SoCon Championship title: .....N/A

Baseball contact: .....Chip Welch  
 Email: .....chip.welch@uncg.edu  
 Office: .....336-334-5615  
 Cell: .....336-420-6342  
 Fax: .....336-334-3182  
 Website: .....UNCGSpartans.com

## 2015 SPARTANS ROSTER

No.	Name	Pos.	B/T	Ht.	Wt.	Cl.	Hometown/Previous school
1	Kendall McDowell	OF	L/R	5-8	185	So.	Fayetteville, N.C./Gray's Creek
3	Ricky Guile	INF	R/R	5-10	175	R-Jr.	Lebanon, N.J./North Hunterdon
4	Julian Abreu	LHP/OF/1B	L/L	6-1	190	R-Sr.	Miami, Fla./Florida Christian
6	Brennen James	RHP	R/R	6-0	175	Sr.	Taylorsville, N.C./Alexander Central
7	Lee Gilliam	RHP	R/R	6-2	210	R-Jr.	Chapel Hill, N.C./Chapel Hill
8	Austin Embler	INF	L/R	5-10	165	Fr.	Southern Pines, N.C./Pinecrest
9	L.J. Kalawaia	OF	L/R	6-0	175	Sr.	Wailuku, Hawai'i/Ohloone College
10	Hunter King	INF	R/R	5-11	190	Sr.	Mason City, Iowa/Northern Iowa Area CC
11	Michael Bates	RHP	R/R	6-3	185	Fr.	Winston-Salem, N.C./West Forsyth
12	Ryne Sigmon	INF	S/R	6-0	170	So.	Danville, Va./Danville CC
13	Nick Jones	RHP	R/R	6-5	215	R-Jr.	Woodstock, Ga./Etowah
14	Cody Fitch	RHP	R/R	5-11	165	Fr.	Shelby, N.C./Shelby
15	Chad Sykes	INF/RHP	R/R	5-11	165	Fr.	Creedmoor, N.C./Voyager Academy
16	Tripp Shelton	INF	R/R	5-11	160	Fr.	Winston-Salem, N.C./West Forsyth
17	Stafford Bryant	LHP	L/L	5-10	170	Jr.	Goldsboro, N.C./Southeastern CC
18	Jake Hall	C	R/R	6-1	195	Jr.	Asheboro, N.C./Southwestern Randolph
20	Daniel Dulaney	RHP	R/R	6-2	185	Fr.	Raleigh, N.C./Sanderson
21	Tyler Long	OF/LHP	L/L	6-0	190	Sr.	Halifax, Va./Louisburg College
22	Collin Woody	INF/RHP	R/R	6-1	205	Jr.	Tampa, Fla./College of Central Florida
23	Zac MacAnaney	OF	L/L	5-9	180	R-Sr.	Gibsonville, N.C./Virginia Tech
24	Nick Chapman	OF	L/R	6-1	193	Sr.	Morganton, N.C./Patton
25	Blair Betts	LHP	L/L	6-1	215	R-Sr.	Cary, N.C./Indiana
26	Ryan Clark	RHP	R/R	6-5	230	Jr.	Johnson City, N.Y./Johnson City
27	Tyler Frazier	RHP	R/R	6-3	205	Sr.	Fairfax Station, Va./South County
28	Devin Ruiz	OF	R/R	6-2	210	Fr.	Pennsauken, N.J./Paul VI
29	Zach Kuchmaner	LHP	L/L	6-1	180	Fr.	Charlotte, N.C./North Carolina
30	Adam Swim	RHP	R/R	5-10	200	So.	Greensboro, N.C./Northwest Guilford
31	Andrew Wantz	INF/RHP	L/R	6-4	200	Fr.	Holly Springs, N.C./Holly Springs
32	Zach Almond	C	R/R	6-3	185	Fr.	Richfield, N.C./North Stanly
33	Aaron Wright	1B/C	L/R	6-2	220	Sr.	Asheville, N.C./Chattanooga State
34	Eric Kalbfleisch	OF/LHP	L/L	6-2	215	Sr.	Pilot Mountain, N.C./North Stokes
35	Jake Kusz	C	R/R	6-2	200	So.	Durham, N.C./Riverside
36	Keaton Haack	RHP	R/R	6-4	210	Jr.	Greensboro, N.C./Pitt CC
38	Hunter Smith	RHP	R/R	6-3	190	Jr.	Whiteville, N.C./Gardner-Webb
44	Adam Hutson	C	R/R	6-2	210	Fr.	Denver, N.C./Lincoln Charter



Dr. Linda P. Brady  
Chancellor



Kim Record  
Director of Athletics



Dr. David Wyrick  
Faculty Athletics Rep.



Jody Smith  
Senior Woman Administrator



Chip Welch  
Baseball SID



## 2014 RESULTS (21-28, 8-16 SOCON; 9TH)

Date	Opponent	Result	Date	Opponent	Result
F18	DUKE	W, 9-8 (12)	A12	at Georgia Southern*	L, 6-10
F19	UNC ASHEVILLE	L, 4-7	A13	at Georgia Southern*	W, 8-7
F21	at Georgia Tech	L, 3-7	A17	at Davidson*	L, 6-7 (11)
F22	at Georgia Tech	L, 0-7	A22	at Duke	L, 0-2
F23	at Georgia Tech	L, 3-12	A25	ELON*	W, 5-1
F25	WAKE FOREST	W, 11-10 (10)	A26	ELON*	W, 12-3
F26	HIGH POINT	L, 4-7	A27	ELON*	W, 13-4
F28	GEORGETOWN	W, 7-1	M2	SAMFORD*	L, 3-16
M1	GEORGETOWN	W, 14-3	M3	SAMFORD*	W, 8-6
M2	GEORGETOWN	W, 10-9	M4	SAMFORD*	L, 7-14
M5	EAST CAROLINA	L, 3-4 (10)	M9	at Wofford*	L, 4-5
M8	vs. UMBC^	L, 0-2	M10	at Wofford*	L, 1-2
M9	vs. Minnesota^	W, 4-1	M11	at Wofford*	L, 4-8
M10	at Coastal Carolina^	L, 0-3	M16	at The Citadel*	L, 5-7
M11	at East Carolina	W, 6-5	M17	at The Citadel*	L, 12-13
M12	at UNCW	L, 2-5	M17	at The Citadel*	L, 11-14
M15	PRINCETON	W, 11-10 (12)	M20	vs. Furman&	L, 5-6 (11)
M15	PRINCETON	W, 11-1			
M16	PRINCETON	L, 1-11 (8)			
M19	MARYLAND EASTERN SHORE	W, 16-5			
M21	FURMAN*	L, 7-15 (10)			
M22	FURMAN*	W, 14-8			
M22	FURMAN*	W, 8-6			
M26	NORTH CAROLINA A&T	W, 8-7			
M28	at Appalachian State*	L, 2-4			
M29	at Appalachian State*	L, 4-15			
A2	NORTH CAROLINA A&T	W, 13-8			
A4	WESTERN CAROLINA*	L, 4-5			
A5	WESTERN CAROLINA*	L, 12-13 (10)			
A6	WESTERN CAROLINA*	L, 1-3			
A8	at Wake Forest	W, 4-2			
A11	at Georgia Southern*	W, 6-2			

\* - Southern Conference game  
 ^ - Chanticleer Classic (Pelicans Ballpark; Myrtle Beach, S.C.)  
 & - SoCon Championship (Riley Park; Charleston, S.C.)



## LINK JARRETT HEAD COACH

Hometown: .....Tallahassee, Fla.  
 Alma mater (year):.....Florida State (1994)  
 Head coaching career:  
 .....UNCG, 2013-present  
 Record at UNCG (years):.....45-59 (2)  
 Career record (years): .....45-59 (2)



UNCG BASEBALL STADIUM

## 2014 STATISTICS

Batting	AVG	GP	GS	AB	R	H	2B	3B	HR	RBI	TB	SLG%	BB	HBP	SO	GDP	OB%	SF	SH	SB	ATT	PO	A	E	FLD%
Hunter King	.382	48	48	199	39	76	18	2	3	46	107	.538	22	3	30	2	.445	3	0	6	9	82	126	7	.967
Sean Guite	.366	49	49	202	52	74	15	3	3	21	104	.515	22	6	26	5	.440	2	3	1	2	53	114	19	.898
Jordan McDonald	.364	45	45	165	29	60	14	2	5	40	93	.564	27	2	32	2	.445	6	2	1	2	66	125	13	.936
Zac MacAnaney	.325	47	47	206	42	67	4	2	2	21	81	.393	19	4	19	3	.393	0	7	2	7	116	1	2	.983
Eric Kalbfleisch	.317	30	30	126	28	40	9	0	5	26	64	.508	14	1	16	6	.382	3	0	1	1	76	3	2	.975
L.J. Kalawaia	.297	38	35	138	20	41	5	3	0	18	52	.377	11	4	17	5	.361	2	4	10	13	41	2	2	.956
Julian Abreu	.258	46	45	178	17	46	5	1	1	21	56	.315	17	2	21	8	.323	4	4	1	2	386	21	3	.993
Tyler Long	.298	29	27	104	23	31	9	1	1	15	45	.433	11	1	29	1	.368	1	0	7	9	53	7	4	.938
Jake Hall	.277	30	27	101	19	28	2	0	2	9	36	.356	7	2	16	2	.330	2	4	0	0	192	21	4	.982
Jake Kusz	.256	26	22	78	12	20	3	1	1	9	28	.359	10	0	21	2	.341	0	4	0	0	162	22	4	.979
Aaron Wright	.254	23	16	63	4	16	2	0	1	11	21	.333	2	3	19	3	.304	1	0	0	0	0	0	0	.000
Nick Chapman	.250	25	18	72	11	18	1	0	0	14	19	.264	7	0	18	0	.309	2	4	2	3	24	3	2	.931
Nin Marrero	.232	28	26	95	12	22	2	2	0	14	28	.295	10	1	12	3	.308	1	6	7	8	45	11	3	.949
Dillon Stewart	.211	11	4	19	2	4	1	0	1	4	8	.421	1	2	6	0	.318	0	0	0	1	2	0	0	1.000
Ricky Guile	.182	12	2	11	2	2	0	0	0	0	2	.182	2	0	2	1	.308	0	0	0	0	1	0	0	1.000
<b>Totals</b>	<b>.310</b>	<b>49</b>	<b>49</b>	<b>1757</b>	<b>312</b>	<b>545</b>	<b>90</b>	<b>17</b>	<b>25</b>	<b>269</b>	<b>744</b>	<b>.423</b>	<b>182</b>	<b>31</b>	<b>284</b>	<b>43</b>	<b>.380</b>	<b>27</b>	<b>38</b>	<b>38</b>	<b>57</b>	<b>1317</b>	<b>504</b>	<b>81</b>	<b>.957</b>
<b>Opponents</b>	<b>.291</b>	<b>49</b>	<b>49</b>	<b>1737</b>	<b>331</b>	<b>505</b>	<b>90</b>	<b>15</b>	<b>16</b>	<b>290</b>	<b>673</b>	<b>.387</b>	<b>231</b>	<b>61</b>	<b>380</b>	<b>31</b>	<b>.387</b>	<b>29</b>	<b>38</b>	<b>56</b>	<b>77</b>	<b>1318</b>	<b>594</b>	<b>72</b>	<b>.964</b>

LOB - Team (408), Opp (439). DPs turned - Team (38), Opp (51). CI - Team (1), Kusz 1, Opp (3). IBB - Team (5), Hall 1, Kalbfleisch 1, Kalawaia 1, King 1, Abreu 1, Opp (7). Picked off - MacAnaney 3, Marrero 2, Chapman 2, Long 1, King 1, Kalawaia 1, Kalbfleisch 1, Abreu 1.

Pitching	ERA	W	L	APP	GS	CG	SHO	CBO	SV	IP	H	R	ER	BB	SO	2B	3B	HR	AB	B/Avg	WP	HBP	BK	SFA	SHA
Ryan Clark	3.68	3	6	14	13	1	0	0	0	93.0	87	49	38	22	68	16	0	8	356	.244	6	13	4	3	4
Max Povse	4.99	6	4	15	15	2	0	0	0	79.1	96	57	44	27	81	9	4	1	311	.309	8	14	4	3	5
Dylan Thompson	5.46	2	4	14	10	0	0	0	0	59.1	64	45	36	22	35	12	3	1	229	.279	8	13	1	4	2
Tyler Frazier	2.28	1	3	23	0	0	0	0	4	27.2	20	13	7	24	32	3	0	1	102	.196	5	0	2	2	1
Adam Swim	2.28	4	2	25	0	0	0	0	2	27.2	27	17	7	18	20	4	1	0	105	.257	3	2	0	6	2
Brennen James	4.28	1	2	23	0	0	0	0	0	27.1	37	20	13	9	21	10	2	0	116	.319	2	2	1	2	1
Blair Betts	4.76	1	0	30	0	0	0	0	0	22.2	33	17	12	11	19	9	0	1	100	.330	2	5	0	2	1
Tyler Long	4.97	1	1	14	1	0	0	0	0	25.1	31	18	14	25	13	7	0	0	98	.316	9	4	0	2	4
Dylan Hathcock	7.04	0	1	7	0	0	0	0	0	7.2	10	7	6	6	10	2	0	1	32	.313	1	2	0	0	0
Adam Boghosian	7.27	0	0	8	0	0	0	0	0	8.2	7	7	7	16	9	0	0	0	31	.226	3	3	0	1	0
Andrew George	8.73	1	3	9	7	0	0	0	0	33.0	43	40	32	29	27	4	3	1	133	.323	6	0	2	2	4
Caleb Henley	9.00	1	1	14	0	0	0	0	0	18.0	30	26	18	17	17	6	2	0	78	.385	4	2	1	1	4
Lee Gilliam	14.04	0	1	3	3	0	0	0	0	8.1	18	13	13	4	8	7	0	2	41	.439	0	1	0	1	0
Nick Jones	18.00	0	0	2	0	0	0	0	0	1.0	2	2	2	1	0	1	0	0	5	.400	1	0	0	0	0
<b>Totals</b>	<b>5.10</b>	<b>21</b>	<b>28</b>	<b>49</b>	<b>49</b>	<b>3</b>	<b>0</b>	<b>0</b>	<b>6</b>	<b>439.0</b>	<b>505</b>	<b>331</b>	<b>249</b>	<b>231</b>	<b>360</b>	<b>90</b>	<b>15</b>	<b>16</b>	<b>1737</b>	<b>.291</b>	<b>58</b>	<b>61</b>	<b>11</b>	<b>29</b>	<b>28</b>
<b>Opponents</b>	<b>5.20</b>	<b>28</b>	<b>21</b>	<b>49</b>	<b>49</b>	<b>3</b>	<b>4</b>	<b>4</b>	<b>13</b>	<b>439.1</b>	<b>545</b>	<b>312</b>	<b>254</b>	<b>182</b>	<b>284</b>	<b>90</b>	<b>17</b>	<b>25</b>	<b>1757</b>	<b>.310</b>	<b>49</b>	<b>31</b>	<b>4</b>	<b>27</b>	<b>38</b>

PB - Team (17), Hall 11, Kusz 6, Opp (16). Pickoffs - Team (8), Povse 4, Hall 1, Thompson 1, Kusz 1, Clark 1, Opp (12). SBA/ATT - Hall (30-39), Kusz (26-38), Povse (15-21), Clark (12-15), Frazier (4-7), Thompson (6-7), Henley (4-6), Long (4-5), George (3-4), James (3-3), Swim (2-3), Betts (1-2), Gilliam (1-2), Hathcock (0-1), Boghosian (1-1).

## 2015 SCHEDULE

Date	Opponent	Time (ET)
F13	RADFORD	7 p.m.
F14	RADFORD	3 p.m.
F15	RADFORD	2 p.m.
F17	ALABAMA A&M	7 p.m.
F20	AUSTIN PEAY	7 p.m.
F21	AUSTIN PEAY	3 p.m.
F22	AUSTIN PEAY	2 p.m.
F24	TROY	7 p.m.
F27	vs. Arizona^	3 p.m.
F28	at Mississippi State^	7:30 p.m.
M1	vs. Arizona^	2 p.m.
M1	at Mississippi State^	5:30 p.m.
M3	UAB	7 p.m.
M4	JACKSONVILLE STATE	7 p.m.
M6	at Memphis	7:30 p.m.
M7	at Memphis	3 p.m.
M8	at Memphis	2 p.m.
M10	at Auburn	7 p.m.
M13	at Jacksonville	6:30 p.m.
M14	at Jacksonville	2 p.m.
M15	at Jacksonville	1 p.m.
M17	at Alabama	7:30 p.m.
M20	FURMAN*	7 p.m.
M21	FURMAN*	3 p.m.
M22	FURMAN*	2 p.m.
M24	at Alabama State	7 p.m.
M27	at VMI*	6 p.m.
M28	at VMI*	4 p.m.
M29	at VMI*	1 p.m.
M31	AUBURN	7 p.m.
A3	UNCG*	4 p.m.
A3	UNCG*	7 p.m.
A4	UNCG*	3 p.m.
A7	ALABAMA	7 p.m.
A10	MURRAY STATE	7 p.m.
A11	MURRAY STATE	3 p.m.
A12	MURRAY STATE	2 p.m.
A14	at Troy	7 p.m.
A17	at ETSU*	6:05 p.m.
A18	at ETSU*	2:05 p.m.
A19	at ETSU*	1:05 p.m.
A21	ALABAMA STATE	7 p.m.
A24	at Wofford*	6 p.m.
A25	at Wofford*	3 p.m.
A26	at Wofford*	1 p.m.
A28	at UAB	7:30 p.m.
M1	THE CITADEL*	7 p.m.
M2	THE CITADEL*	3 p.m.
M3	THE CITADEL*	2 p.m.
M5	at Jacksonville State	7 p.m.
M8	WESTERN CAROLINA*	7 p.m.
M9	WESTERN CAROLINA*	3 p.m.
M10	WESTERN CAROLINA*	2 p.m.
M14	at Mercer*	6 p.m.
M15	at Mercer*	6 p.m.
M16	at Mercer*	6:30 p.m.
M19-24 at SoCon Championship (Riley Park; Charleston, S.C.)		

\* - Southern Conference game

^ - Mississippi State Tournament (Starkville, Miss.)

% - Regions Field (Birmingham, Ala.)

## SAMFORD QUICK FACTS

Location: .....Birmingham, Ala.  
 Founded: .....1841  
 Enrollment: .....4,933  
 Nickname: .....Bulldogs  
 Colors: .....Red and Blue  
 President: .....Dr. Andrew Westmoreland  
 Director of athletics: .....Martin Newton  
 Stadium (capacity): .....Joe Lee Griffin Field (1,000)  
 Baseball office phone: .....205-726-4167

Head coach: .....Casey Dunn  
 Alma mater (year): .....Auburn (1999)  
 Record at Samford (years): .....307-273 (10)  
 Overall record (years): .....307-273 (10)  
 Baseball office phone: .....205-726-2134  
 Assistant coaches:  
 .....Tony David (South Alabama, 1996)  
 .....Tyler ShROUT (Transylvania, 2006)  
 .....Luke Murton (Georgia Tech)

2014 record: .....35-25  
 Conference record (place): .....15-12 (t3rd)  
 Home: .....20-11  
 Away: .....12-13  
 Neutral: .....3-1  
 Letterwinners returning/lost: .....19/15  
 Position starters returning/lost: .....4/4  
 Starting pitchers returning/lost: .....2/2  
 Newcomers: .....11

SoCon titles: .....0  
 SoCon Championship titles: .....1  
 Last SoCon Championship title: .....2012

Baseball contact: .....Joey Mullins  
 Email: .....jmmull11@samford.edu  
 Office: .....205-726-2799  
 Cell: .....205-532-3477  
 Fax: .....205-726-2132  
 Website: .....SamfordSports.com

## 2015 BULLDOGS ROSTER

No.	Name	Pos.	B/T	Ht.	Wt.	Cl.	Hometown/Previous school
1	Frankie Navarrete	SS	R/R	5-10	175	Jr.	Miami, Fla./Columbus
2	Parker Curry	RHP/IF	R/R	5-10	165	Jr.	Pelham, Ala./Pelham
3	Jared Watson	OF/C	R/R	5-11	190	R-Jr.	Jacksonville, Fla./Episcopal
6	T.J. Dixon	OF	L/L	5-10	185	So.	Mobile, Ala./UMS Wright
7	Danny Rodriguez	SS	L/R	5-10	185	Jr.	Miami, Fla./Doral Academy
9	Damon Waller	UT	R/R	6-2	220	R-Jr.	Atlanta, Ga./Woodward Academy
10	Brandon Powell	OF	R/R	6-0	210	R-Sr.	Houston, Texas/Second Baptist
12	Cole Limbaugh	RHP	R/R	6-5	210	Sr.	Childersburg, Ala./Childersburg
13	Richard Greene	C	R/R	6-5	208	Jr.	Birmingham, Ala./Oak Mountain
14	Phillip Flach	RHP/IF	R/R	5-11	170	R-Jr.	Homewood, Ala./Homewood
16	Robert Perteet	OF/LHP	L/L	5-7	155	Fr.	Spanish Fort, Ala./Spanish Fort
17	Caleb Maggio	RHP	R/R	6-0	185	Fr.	Apopka, Fla./Wekiva
19	Anthony Gonzalez	3B/SS	R/R	5-9	175	R-So.	Miami, Fla./Westminster Christian
21	Tristan Widra	RHP	R/R	6-0	215	Fr.	Hoover, Ala./Spain Park
22	Heath Quinn	OF	R/R	6-3	220	So.	Birmingham, Ala./Oak Mountain
23	Andres Gracia	RHP	R/R	6-4	255	Sr.	Miami, Fla./Christopher Columbus
24	Alex Lee	1B	L/L	6-1	195	Jr.	Heflin, Ala./Central Alabama CC
25	Alex Ledford	RHP	R/R	6-2	205	Sr.	Asheville, N.C./Louisburg College
26	Gage Pregno	LHP	L/L	6-1	205	So.	Millbrook, Ala./Edgewood Acad.
28	Mark Donham	RHP	R/R	6-4	220	R-Sr.	Tequesta, Fla./Jupiter
29	Wyatt Burns	RHP	R/R	5-10	190	R-Fr.	Pinson, Ala./Pinson Valley
31	Gregory Mula	SS	R/R	5-8	180	R-Fr.	Mandeville, La./North Lake Christian Academy
32	Hunter Swilling	RHP/IF	R/R	5-11	190	So.	Columbus, Ga./Columbus
33	Austin Edens	1B	R/R	6-0	215	Fr.	Baton Rouge, La./St. Michael's
34	Eric Wright	LHP	L/L	6-4	225	R-Sr.	Sarasota, Fla./Seminole CC
35	Jake Greer	RHP	R/R	6-7	265	Fr.	Collierville, Tenn./Houston HS
37	Meade Kendrick	IF	R/R	5-11	207	R-So.	Germantown, Tenn./Houston HS
38	Jesse Travis	RHP	R/R	6-7	255	Jr.	Magnolia, Miss./Southwest CC
41	Jared Brasher	RHP	R/R	6-1	200	So.	Pell City, Ala./Pell City
42	Cody Shelton	RHP	R/R	6-5	204	R-Fr.	Brentwood, Tenn./Brentwood
43	Devan Traglia	RHP	R/R	5-11	165	R-So.	Florence, Ala./Shoals Christian
45	Mikel Belcher	RHP	R/R	6-5	246	Sr.	Fort Walton Beach, Fla./Chipola CC
	Ben Carrick	C	R/R	6-0	202	Fr.	Charlotte, N.C./Ardrey Kell
	Grant Colton	C	R/R	5-8	192	Fr.	Norcross, Ga./Wesleyan HS
	Preston Parrish	OF	L/R	6-1	170	Fr.	Memphis, Tenn./Evangelical Christian
	Sam Teague	OF/LHP	L/L	5-9	165	Fr.	Beaverton, Ore./Valley Catholic



Dr. Andrew Westmoreland  
President



Martin Newton  
Director of Athletics



Emily Hynds  
Faculty Athletics Rep.



Michelle Durban  
Senior Woman Administrator



Joey Mullins  
Baseball SID



## 2014 RESULTS (35-25, 15-12 SOCON; T3RD)

Date	Opponent	Result	Date	Opponent	Result
F14	VALPARAISO	L, 5-6	A9	at Alabama State	W, 8-6
F15	VALPARAISO	L, 8-11	A11	at Davidson*	L, 9-10
F16	VALPARAISO	W, 10-7	A12	at Davidson*	W, 6-5
F21	MEMPHIS	L, 6-11	A13	at Davidson*	L, 2-7
F22	MEMPHIS	W, 3-2	A15	AUBURN	W, 7-6
F23	MEMPHIS	L, 3-8	A19	at Georgia Southern*	W, 7-2
F26	UAB	W, 13-5	A20	at Georgia Southern*	L, 2-4
F28	BUTLER	W, 6-2	A20	at Georgia Southern*	W, 7-2
M1	PURDUE	W, 4-3	A22	TROY	W, 6-2
M2	BUTLER	W, 10-9	A25	WESTERN CAROLINA*	W, 10-4
M4	at Troy	W, 11-9	A26	WESTERN CAROLINA*	L, 7-10
M5	JACKSONVILLE STATE	W, 5-2	A27	WESTERN CAROLINA*	L, 1-7
M7	LOUISIANA-MONROE	W, 9-3	A30	ALABAMA	L, 5-9
M8	LOUISIANA-MONROE	W, 9-6	M2	at UNCG*	W, 16-3
M9	LOUISIANA-MONROE	W, 6-5(10)	M3	at UNCG*	L, 6-8
M11	at Alabama	L, 1-12	M4	at UNCG*	W, 14-7
M14	at Louisville	L, 10-20	M6	ALABAMA A&M	W, 5-1
M15	at Louisville	L, 2-18	M7	at UAB	L, 3-4 (13)
M15	at Louisville	L, 2-4	M9	APPALACHIAN STATE*	W, 16-10
M18	ALABAMA STATE	L, 7-23	M10	APPALACHIAN STATE*	L, 3-6
M21	at The Citadel*	W, 5-3	M11	APPALACHIAN STATE*	W, 5-2
M22	at The Citadel*	L, 2-4	M16	at Wofford*	W, 2-0
M23	at The Citadel*	W, 8-3	M17	at Wofford*	L, 5-6
M25	at Jacksonville State	W, 7-6	M17	at Wofford*	L, 2-10
M28	FURMAN*	W, 9-5	M21	vs. Wofford&	W, 4-2
M29	FURMAN*	L, 9-11	M22	vs. Davidson&	W, 7-3
M30	FURMAN*	W, 13-5	M24	vs. Wofford&	W, 12-3
A1	at Auburn	W, 8-1	M25	vs. Georgia Southern&	L, 3-4
A2	at Alabama A&M	L, 3-5			
A4	ELON*	L, 5-7			
A5	ELON*	W, 13-8			
A5	ELON*	W, 9-8			

\* - Southern Conference game  
& - SoCon Championship  
(Riley Park; Charleston, S.C.)



## CASEY DUNN HEAD COACH

Hometown: .....Birmingham, Ala.  
Alma mater (year): .....Auburn (1999)  
Head coaching career:  
.....Samford, 2005-present  
Record at SAM (years): .....307-273 (10)  
Career record (years): .....307-273 (10)



JOE LEE GRIFFIN FIELD

## 2014 STATISTICS

Batting	AVG	GP	GS	AB	R	H	2B	3B	HR	RBI	TB	SLG%	BB	HBP	SO	GDP	OB%	SF	SH	SB	ATT	PO	A	E	FLD%
Drew McWhorter	.332	59	59	235	45	78	14	1	9	50	121	.515	17	10	37	5	.398	2	1	0	0	332	52	1	.997
Heath Quinn	.319	59	59	229	49	73	20	1	9	48	122	.533	29	4	62	4	.398	4	0	2	4	120	5	3	.977
Caleb Bryson	.306	60	58	216	38	66	13	1	10	58	111	.514	26	5	58	8	.388	3	0	1	2	514	32	7	.987
Tyler Filliben	.293	52	52	205	51	60	8	5	8	43	102	.498	19	10	26	3	.374	4	1	3	7	77	178	15	.944
Jared Watson	.292	43	41	161	37	47	7	1	2	25	62	.385	15	5	24	3	.368	1	2	2	4	21	2	0	1.000
Brandon Powell	.282	53	44	195	28	55	11	1	3	30	77	.395	10	1	24	4	.317	2	0	0	1	97	3	1	.990
T.J. Dixon	.259	57	54	197	40	51	10	2	0	23	65	.330	41	5	48	3	.398	1	4	19	25	111	2	3	.974
Tripp Martin	.247	59	59	223	41	55	15	1	11	36	105	.471	20	11	73	5	.336	2	0	1	5	50	105	17	.901
Frankie Navarrete	.340	41	24	103	18	35	5	0	0	10	40	.388	10	4	13	1	.412	2	3	5	9	39	66	4	.963
Damon Waller	.267	23	10	45	6	12	5	0	1	4	20	.444	4	1	15	1	.340	0	0	0	0	12	0	1	.923
Hunter Swilling	.245	35	30	102	25	25	6	0	2	11	37	.363	14	2	17	2	.345	1	0	0	0	37	79	8	.935
Danny Rodriguez	.236	31	16	55	8	13	1	0	0	8	14	.255	7	0	9	3	.317	1	1	1	1	31	36	4	.944
Parker Curry	.200	6	1	10	0	2	0	0	0	3	2	.200	0	0	2	0	.182	1	0	0	0	3	10	3	.813
Brandon Haarer	.192	15	4	26	5	5	1	1	2	3	14	.538	2	0	9	0	.250	0	0	0	0	4	0	0	1.000
Jordan Wren	.128	34	17	47	5	6	2	0	0	2	8	.170	6	1	13	2	.241	0	0	0	1	4	0	0	1.000
Richard Greene	.115	17	9	26	3	3	1	0	0	2	4	.154	3	2	7	1	.258	0	1	0	0	86	10	0	1.000
Patrick McGavin	.100	14	2	20	1	2	1	0	0	0	3	.150	1	0	7	0	.143	0	0	0	0	27	7	3	.919
Meade Kendrick	.000	5	1	5	1	0	0	0	0	0	0	.000	2	0	4	0	.286	0	0	0	0	0	0	0	.000
Andres Gracia	.000	1	0	1	0	0	0	0	0	0	0	.000	0	0	0	0	.000	0	0	0	0	0	5	0	1.000
Phillip Flach	.000	1	0	1	0	0	0	0	0	0	0	.000	0	0	0	0	.000	0	0	0	0	0	0	1	.000
Totals	.280	60	60	2102	401	588	120	14	57	356	907	.431	226	61	448	45	.363	24	13	34	59	1596	650	80	.966
Opponents	.270	60	60	2085	375	563	85	13	43	343	803	.385	265	77	445	51	.370	20	28	51	71	1574	556	100	.955

LOB - Team (451), Opp (504). DPs turned - Team (58), Opp (55). IBB - Team (7), Bryson 4, Filliben 1, Quinn 1, Powell 1, Opp (8). Picked off - Dixon 3, Filliben 2, Bryson 1.

Pitching	ERA	W	L	APP	GS	CG	SHO	CBO	SV	IP	H	R	ER	BB	SO	2B	3B	HR	AB	B/Avg	WP	HBP	BK	SFA	SHA
Alex Ledford	4.70	11	2	17	16	1	0	1	0	103.1	107	64	54	32	64	12	2	5	404	.265	9	13	1	0	3
Andres Gracia	0.79	2	1	30	0	0	0	1	14	34.0	26	7	3	12	38	2	0	1	123	.211	0	6	1	2	3
Charles Terry	2.53	1	1	10	0	0	0	0	0	10.2	8	4	3	5	11	1	0	0	40	.200	1	1	2	0	0
Parker Curry	3.29	7	2	27	1	0	0	1	2	52.0	50	26	19	16	56	10	1	4	205	.244	3	0	1	1	4
Mark Donham	3.45	2	0	28	0	0	0	0	0	31.1	25	13	12	12	31	4	0	1	113	.221	1	5	0	2	1
Cole Limbaugh	4.04	1	1	19	9	0	0	0	0	49.0	54	28	22	14	27	11	1	4	199	.271	8	8	0	1	3
Cody Pugh	5.36	4	5	13	10	0	0	0	0	45.1	41	32	27	24	40	6	2	4	169	.243	2	2	0	0	3
Jared Brasher	5.50	2	5	16	10	0	0	1	0	52.1	54	39	32	42	45	10	1	6	204	.265	7	7	0	4	4
Patrick McGavin	6.04	1	1	24	0	0	0	0	1	28.1	34	22	19	22	32	4	4	2	108	.315	3	8	1	3	0
Alex Milazzo	6.65	3	2	12	11	0	0	0	0	47.1	52	38	35	28	34	8	1	5	187	.278	5	7	0	2	1
Chase Traffica	6.75	0	2	14	2	0	0	0	1	25.1	29	23	19	11	17	5	0	3	99	.293	1	4	1	2	0
Mikel Belcher	6.88	1	1	18	0	0	0	0	0	17.0	26	15	13	13	21	4	0	3	74	.351	2	4	0	0	1
Phillip Flach	8.10	0	1	13	0	0	0	0	0	10.0	12	12	9	6	9	1	0	1	42	.286	2	4	0	2	1
Luke Leeth	9.00	0	0	5	0	0	0	0	0	2.0	3	3	2	3	2	1	0	0	7	.429	1	0	0	1	0
Hunter Swilling	14.73	0	0	4	0	0	0	0	0	3.2	6	7	6	3	3	0	0	2	17	.353	0	1	0	0	0
Gage Pregno	16.88	0	1	13	1	0	0	0	0	13.1	24	25	25	14	12	4	1	2	61	.393	5	3	0	0	0
Patrick Maronde	19.29	0	0	9	0	0	0	0	0	7.0	12	17	15	8	3	2	0	0	33	.364	2	4	0	0	4
Totals	5.31	35	25	60	60	1	1	1	18	532.0	563	375	314	265	445	85	13	43	2085	.270	52	77	7	20	28
Opponents	5.47	25	35	60	60	1	0	0	11	524.2	588	401	319	226	448	120	14	57	2102	.280	83	61	10	24	13

PB - Team (10), McWhorter 10, Opp (10). Pickoffs - Team (4), Donham 1, Milazzo 1, McGavin 1, Brasher 1, Opp (6). SBA/ATT - McWhorter (37-50), Greene (14-18), Milazzo (9-11), McGavin (5-9), Pregno (5-8), Brasher (6-8), Pugh (2-7), Curry (5-5), Maronde (4-4), Donham (4-4), Ledford (1-3), Traffica (3-3), Belcher (0-2), Gracia (2-2), Terry (2-2), Limbaugh (2-2), Flach (1-1).



## 2015 SCHEDULE

Date	Opponent	Time (ET)
F13	at North Florida	6 p.m.
F14	at North Florida	1 p.m.
F15	at North Florida	1 p.m.
F17	at William & Mary	4 p.m.
F20	BUFFALO^	4 p.m.
F21	MARYLAND EASTERN SHORE^	12:30 p.m.
F21	BUFFALO^	4 p.m.
F22	MARYLAND EASTERN SHORE^	4 p.m.
F28	HOFSTRA	1 p.m.
F28	HOFSTRA	5 p.m.
M1	HOFSTRA	1 p.m.
M3	at Virginia	3 p.m.
M6	BINGHAMTON	4 p.m.
M7	BINGHAMTON	2 p.m.
M8	BINGHAMTON	1 p.m.
M11	JAMES MADISON	4 p.m.
M13	CENTRAL CONNECTICUT STATE	4 p.m.
M14	CENTRAL CONNECTICUT STATE	2 p.m.
M15	CENTRAL CONNECTICUT STATE	1 p.m.
M17	at Old Dominion	6 p.m.
M18	at Old Dominion	6 p.m.
M20	at Wofford*	6 p.m.
M21	at Wofford*	3 p.m.
M22	at Wofford*	1 p.m.
M24	at VCU	6 p.m.
M25	OLD DOMINION	3 p.m.
M27	SAMFORD*	6 p.m.
M28	SAMFORD*	4 p.m.
M29	SAMFORD*	1 p.m.
M31	at Virginia Tech	5:30 p.m.
A3	at Furman*	6 p.m.
A4	at Furman*	1 p.m.
A4	at Furman*	4 p.m.
A7	RADFORD	6 p.m.
A10	ETSU*	6 p.m.
A11	ETSU*	4 p.m.
A12	ETSU*	1 p.m.
A14	VCU	6 p.m.
A15	RICHMOND	6 p.m.
A17	at Gardner-Webb	6 p.m.
A18	at Gardner-Webb	2 p.m.
A19	at Gardner-Webb	2 p.m.
A21	WILLIAM & MARY	6 p.m.
A24	at The Citadel*	4 p.m.
A25	at The Citadel*	2 p.m.
A26	at The Citadel*	1 p.m.
A28	at Radford	6 p.m.
M1	MERCER*	6 p.m.
M2	MERCER*	4 p.m.
M3	MERCER*	1 p.m.
M8	UNCG*	6 p.m.
M9	UNCG*	6 p.m.
M10	UNCG*	2 p.m.
M14	at Western Carolina*	5 p.m.
M15	at Western Carolina*	2 p.m.
M15	at Western Carolina*	5:30 p.m.
M19-24 at SoCon Championship (Riley Park; Charleston, S.C.)		
* - Southern Conference game		
^ - VMI Tournament (Lexington, Va.)		

## VMI QUICK FACTS

Location: ..... Lexington, Va.  
 Founded: ..... 1839  
 Enrollment: ..... 1,650  
 Nickname: ..... Keydets  
 Colors: ..... Red, Yellow and White  
 Superintendent: ..... Gen. J.H. Binford Peay III  
 Director of athletics: ..... Dr. Dave Diles  
 Stadium (capacity): ..... Gray-Minor Stadium (1,400)  
 Press box phone: ..... 940-642-9865

Head coach: ..... Jonathan Hadra  
 Alma mater (year): ..... VMI (2004)  
 Record at VMI (years): ..... 0-0 (First season)  
 Overall record (years): ..... 0-0 (First season)  
 Baseball office phone: ..... 540-464-7601  
 Assistant coaches:  
 ..... Travis Beazley (Randolph-Macon, 2006)  
 ..... Casey Dykes (Western Kentucky, 2012)  
 ..... Mike Small (Richmond, 2014)

2014 record: ..... 25-23  
 Conference record (place): ..... 11-16 (5th Big South, North Div.)  
 Home: ..... 17-10  
 Away: ..... 7-12  
 Neutral: ..... 1-1  
 Letterwinners returning/lost: ..... 22/12  
 Position starters returning/lost: ..... 5/4  
 Starting pitchers returning/lost: ..... 1/3  
 Newcomers: ..... 10

SoCon titles: ..... 1  
 SoCon Championship titles: ..... 0  
 Last SoCon Championship title: ..... N/A

Baseball contact: ..... Brad Salois  
 Email: ..... saloisbj@vmi.edu  
 Office: ..... 540-464-7015  
 Cell: ..... 940-642-9865  
 Fax: ..... 540-464-7583  
 Website: ..... VMIKeydets.com

## 2015 KEYDETS ROSTER

No.	Name	Pos.	B/T	Ht.	Wt.	Cl.	Hometown/Previous school
1	Drew Bryan	MI	R/R	5-9	165	Sr.	Phillipsburg, Pa./Phillipsburg Osceola
3	Will Malbon	OF	L/L	5-11	175	So.	Virginia Beach, Va./Cox
4	Gary LeClair	OF	R/R	5-11	190	R-Jr.	Richmond, Va./Steward School
5	Jack Gomersall	RHP	R/R	6-0	185	R-Fr.	Falls Church, Va./JEB Stuart
6	Jacob Jaye	IF	L/R	6-0	185	Fr.	Winchester, Va./Millbrook
7	Ray Lopez	IF/OF	R/R	6-0	190	Jr.	Lancaster, Pa./Lampeter-Strasburg
8	Matt Winn	C	R/R	6-0	220	R-Sr.	Richmond, Va./JR Tucker
9	Thomas Stallings	IF	R/R	5-10	180	Sr.	Charlottesville, Va./Miller School
10	David Geary	IF	L/R	6-2	215	Jr.	Richmond, Va./Benedictine
11	Jonathan Kelley	LHP	L/L	6-2	200	Sr.	Wilmington, N.C./Ashley
12	Matt Dunlevy	OF	L/R	6-0	180	Fr.	Midlothian, Va./St. Christopher's
13	Austin Heenan	LHP	L/L	5-8	195	So.	Melfa, Va./Nandua
14	Reid Bryant	IF	L/R	5-10	175	Fr.	Madison Heights, Va./Brookville
16	Josh Worthley	OF	L/R	5-10	195	So.	Virginia Beach, Va./Kellam
17	Eric Byrd	RHP	R/R	6-4	190	Fr.	Fredericksburg, Va./Riverbend
18	Collin Fleischer	IF	R/R	6-3	205	Fr.	Chester, Va./Thomas Dale
19	Matthew Eagle	RHP	R/R	6-3	185	Fr.	Norfolk, Va./Granby
20	Blaine Lafin	RHP	L/R	6-1	185	So.	Culpepper, Va./Culpepper
21	TJ Lighton	RHP	R/R	6-2	205	R-Jr.	Chesapeake, Va./Hickory
23	Brian Dudeck Jr.	OF	L/R	6-2	205	So.	Princeton, N.J./Princeton Day
24	Jared Silva	RHP	R/R	6-4	193	Fr.	Charles Town, W.Va./Washington HS
25	Taylor Edens	RHP	R/R	6-1	200	Jr.	Suffolk, Va./Nansemond Suffolk Academy
26	Peyton Maddox	C	R/R	6-3	185	Fr.	Amherst, Va./Amherst County
29	Will Connerley	OF/C	R/R	6-1	205	R-Sr.	Mechanicsville, Va./East Carolina
30	Ryan Bennett	RHP	R/R	6-2	180	R-So.	Chesapeake, Va./Western Branch
31	Tyler Tharp	1B	L/L	6-3	195	So.	Virginia Beach, Va./Kempsville
32	Micah Gorman	RHP	R/R	6-0	200	Jr.	Richmond, Va./JR Tucker
33	Jordan Tarsoich	IF/OF	R/R	5-10	180	R-Sr.	Richmond, Va./Trinity
35	Brandon Barbery	LHP	L/L	6-0	175	Fr.	Manassas, Va./CD Hylton
36	Andrew Woods	RHP	R/R	6-0	210	Sr.	Richmond, Va./Benedictine
38	Kyle Staats	LHP	L/L	6-2	250	Fr.	Manassas, Va./Forest Park
39	Brandon Angus	OF	R/R	6-0	190	Sr.	Mechanicsville, Va./Lee Davis



Gen. J.H. Binford Peay III  
Superintendent



Dr. Dave Diles  
Director of Athletics



Col. Lee DeWald  
Faculty Athletics Rep.



Jamie Severns  
Senior Woman Administrator



Brad Salois  
Baseball SID



## 2014 RESULTS (25-23, 11-16 BSC; 5TH NORTH)

Date	Opponent	Result	Date	Opponent	Result
F14	at UNCW%	L, 3-5	A12	at High Point*	W, 4-3
F15	vs. Virginia%	L, 0-12	A13	at High Point*	W, 4-2
F16	vs. Kentucky%	W, 10-9	A17	LONGWOOD*	W, 3-1
F21	LAFAYETTE	W, 3-0	A18	LONGWOOD*	L, 4-6
F22	LAFAYETTE	W, 10-3	A19	LONGWOOD*	L, 0-3
F23	LAFAYETTE	W, 3-1	A22	at James Madison	W, 6-1
F25	at Virginia	W, 3-2	A25	at Winthrop*	L, 0-1
F28	BUFFALO	W, 2-0	A26	at Winthrop*	L, 3-6
M1	MARYLAND EASTERN SHORE	W, 17-0	A27	at Winthrop*	L, 2-3
M1	BUFFALO	L, 5-6	M9	CAMPBELL*	L, 2-6
M5	at Wake Forest	L, 3-9	M10	CAMPBELL*	L, 2-3
M8	BINGHAMTON	L, 2-10	M11	CAMPBELL*	L, 6-7
M8	BINGHAMTON	W, 4-2	M13	OLD DOMINION	W, 4-3
M9	BINGHAMTON	W, 4-1	M16	CHARLESTON SOUTHERN*	W, 7-6
M11	at Old Dominion	L, 4-5	M17	CHARLESTON SOUTHERN*	L, 2-11
M12	at Old Dominion	L, 5-15	M17	CHARLESTON SOUTHERN*	W, 4-3
M14	RADFORD*	L, 1-6			
M15	RADFORD*	L, 1-5			
M15	RADFORD*	W, 9-8			
M21	PRESBYTERIAN*	W, 15-2			
M22	PRESBYTERIAN*	W, 6-5			
M23	PRESBYTERIAN*	W, 5-4			
M28	at Gardner-Webb*	W, 9-3			
M29	at Gardner-Webb*	L, 2-5			
M30	at Gardner-Webb*	W, 6-2			
A2	at VCU	W, 8-6			
A4	at Liberty*	L, 0-5			
A5	at Liberty*	L, 0-4			
A6	at Liberty*	L, 0-17			
A8	WILLIAM & MARY	W, 5-1			
A9	RICHMOND	W, 4-2			
A11	at High Point*	L, 1-2			

\* - Big South Conference game

% - UNCW Tournament (Wilmington, N.C.)

JONATHAN HADRA  
HEAD COACH

Hometown: .....Richmond, Va.

Alma mater (year):.....VMI (2004)

Head coaching career:

.....VMI, 2015-present

Record at VMI (years):.....0-0 (First)

Career record (years):.....0-0 (First)



GRAY-MINOR STADIUM

## 2014 STATISTICS

Batting	AVG	GP	GS	AB	R	H	2B	3B	HR	RBI	TB	SLG%	BB	HBP	SO	GDP	OB%	SF	SH	SB	ATT	PO	A	E	FLD%
Brandon Angus	.341	45	45	176	22	60	9	3	0	19	75	.426	14	3	23	2	.399	0	6	27	32	106	4	1	.991
Eric Mayers	.294	40	36	136	20	40	9	1	4	26	63	.463	13	2	24	2	.362	1	3	4	5	87	5	3	.968
Jordan Tarsoovich	.275	45	45	171	30	47	12	2	2	22	69	.404	22	9	32	0	.384	1	3	17	19	95	115	10	.955
Cameron Walter	.255	44	41	141	18	36	7	0	1	16	46	.326	14	4	21	1	.338	1	4	0	0	340	21	5	.986
David Geary	.250	40	36	124	16	31	2	0	0	7	33	.266	16	5	29	0	.359	0	2	2	3	18	56	3	.961
Thomas Stallings	.231	35	14	65	8	15	3	0	1	8	21	.323	5	1	21	2	.296	0	1	1	1	6	17	6	.793
Red Dowdell	.229	29	26	83	13	19	3	1	1	12	27	.325	12	5	25	1	.356	1	1	0	1	3	1	0	1.000
Will Connerley	.226	39	31	106	15	24	5	2	0	11	33	.311	8	8	34	0	.325	1	2	7	7	51	0	1	.981
Tanner Dofflemeyer	.217	42	37	115	10	25	2	0	0	8	27	.235	8	0	41	1	.264	2	2	2	4	45	93	8	.945
Josh Worthley	.192	28	11	52	3	10	1	0	0	9	11	.212	4	1	15	2	.259	1	2	0	0	0	0	0	.000
Matt Winn	.191	41	39	141	13	27	6	1	1	12	38	.270	15	3	26	0	.280	2	2	0	0	302	52	1	.997
Will Malbon	.183	38	20	82	8	15	2	0	0	4	17	.207	4	3	20	0	.244	1	2	0	2	63	2	1	.985
Sheldon Shifflett	.250	6	2	8	3	2	0	0	0	2	2	.250	1	0	2	0	.333	0	0	1	1	4	0	1	.800
Brian Dudeck Jr.	.250	4	0	4	0	1	0	0	0	1	1	.250	0	1	2	0	.400	0	0	0	0	0	0	0	.000
Drew Bryan	.222	17	4	18	6	4	1	0	0	0	5	.278	4	1	4	0	.391	0	0	1	1	11	12	3	.885
Ray Lopez	.222	6	6	18	1	4	0	1	0	4	6	.333	3	0	5	0	.333	0	0	1	3	9	10	5	.792
Gary LeClair	.129	26	8	31	3	4	1	0	0	2	5	.161	1	1	8	0	.182	0	0	2	2	13	0	1	.929
Tyler Tharp	.100	11	4	20	1	2	0	1	0	2	4	.200	3	0	4	0	.217	0	1	0	0	29	4	0	1.000
<b>Totals</b>	<b>.245</b>	<b>45</b>	<b>45</b>	<b>1491</b>	<b>190</b>	<b>366</b>	<b>63</b>	<b>12</b>	<b>10</b>	<b>165</b>	<b>483</b>	<b>.324</b>	<b>147</b>	<b>47</b>	<b>336</b>	<b>11</b>	<b>.330</b>	<b>11</b>	<b>31</b>	<b>65</b>	<b>81</b>	<b>1210</b>	<b>459</b>	<b>57</b>	<b>.967</b>
<b>Opponents</b>	<b>.247</b>	<b>45</b>	<b>45</b>	<b>1500</b>	<b>202</b>	<b>370</b>	<b>64</b>	<b>7</b>	<b>14</b>	<b>185</b>	<b>490</b>	<b>.327</b>	<b>194</b>	<b>38</b>	<b>338</b>	<b>10</b>	<b>.344</b>	<b>17</b>	<b>33</b>	<b>29</b>	<b>52</b>	<b>1203</b>	<b>489</b>	<b>59</b>	<b>.966</b>

LOB - Team (336), Opp (370). DPs turned - Team (29), Opp (29). CI - Team (0), Opp (2). IBB - Team (3), Angus 2, Winn 1, Opp (5). Picked off - Angus 5, Tarsoovich 3, Malbon 2, Mayers 2, Wwinn 2, Stallings 2, Dofflemeyer 2, Geary 1, Dowdell 1, Walter 1.

Player	ERA	W	L	APP	GS	CG	SHO	CBO	SV	IP	H	R	ER	BB	SO	2B	3B	HR	AB	B/Avg	WP	HBP	BK	SFA	SHA
Miles McQuaig	0.00	1	0	6	0	0	0	0	0	5.2	4	0	0	2	5	1	0	0	20	.200	0	0	0	0	1
Berkley Hawkins	1.80	1	0	21	0	0	0	1	3	20.0	18	5	4	8	15	1	0	1	74	.243	5	0	0	1	2
Reed Garrett	2.07	5	6	12	12	3	1	1	0	82.2	57	27	19	33	65	8	2	0	287	.199	8	7	0	3	7
Taylor Edens	2.72	3	0	20	0	0	0	0	2	39.2	45	17	12	5	25	4	0	2	155	.290	2	3	2	4	3
Andrew Woods	2.84	5	2	12	12	0	0	1	0	69.2	68	34	22	25	64	13	1	3	263	.259	2	5	0	2	6
Blaine Lafin	3.48	1	0	8	0	0	0	0	0	10.1	13	5	4	4	3	4	0	0	46	.283	1	2	0	0	0
Austin Heenan	3.75	0	0	18	0	0	0	0	0	12.0	10	6	5	9	13	3	0	0	44	.227	2	2	0	1	0
Rian Ellis	3.86	0	3	24	0	0	0	0	1	21.0	18	9	9	10	16	3	0	0	76	.237	3	0	0	1	2
Connor Bach	3.90	2	6	12	12	0	0	0	0	64.2	51	34	28	50	71	8	4	2	229	.223	9	3	0	2	6
Travis Thomas	4.50	2	0	14	0	0	0	1	3	14.0	10	9	7	15	11	1	0	1	51	.196	5	4	0	0	3
Jonathan Kelley	4.85	0	1	22	0	0	0	0	1	13.0	9	8	7	9	14	2	0	0	45	.200	0	1	0	1	0
Campbell Henkel	6.09	2	3	17	7	0	0	0	1	34.0	40	23	23	17	27	11	0	3	138	.290	4	4	1	0	1
Jason Stafford	12.60	0	0	6	0	0	0	0	0	5.0	8	7	7	3	2	2	0	0	19	.421	1	4	0	1	1
Ryan Bennett	2.08	1	1	4	2	0	0	1	0	8.2	9	7	2	3	4	1	0	1	36	.250	0	1	0	0	0
Micah Gorman	18.00	0	0	3	0	0	0	0	0	3.0	10	11	6	1	3	2	0	1	17	.588	1	2	0	1	1
<b>Totals</b>	<b>3.46</b>	<b>23</b>	<b>22</b>	<b>45</b>	<b>45</b>	<b>3</b>	<b>3</b>	<b>2</b>	<b>11</b>	<b>403.1</b>	<b>370</b>	<b>202</b>	<b>155</b>	<b>194</b>	<b>338</b>	<b>64</b>	<b>7</b>	<b>14</b>	<b>1500</b>	<b>.247</b>	<b>43</b>	<b>38</b>	<b>3</b>	<b>17</b>	<b>33</b>
<b>Opponents</b>	<b>3.43</b>	<b>22</b>	<b>23</b>	<b>45</b>	<b>45</b>	<b>2</b>	<b>6</b>	<b>4</b>	<b>8</b>	<b>401.0</b>	<b>366</b>	<b>190</b>	<b>153</b>	<b>147</b>	<b>336</b>	<b>63</b>	<b>12</b>	<b>10</b>	<b>1491</b>	<b>.245</b>	<b>40</b>	<b>47</b>	<b>4</b>	<b>11</b>	<b>31</b>

PB - Team (1), Winn 1, Opp (7). Pickoffs - Team (12), Winn 6, Bach 2, Woods 1, Garrett 1, Henkel 1, Heenan 1, Opp (21). SBA/ATT - Winn (19-39), Bach (5-10), Garrett (3-10), Woods (6-10), Edens (6-10), Mayers (8-9), Henkel (4-5), Thomas (3-3), Dowdell (2-2), Bennett (1-1), Heenan (0-1), Gorman (1-1), Kelley (0-1).



# WESTERN CAROLINA

## 2015 SCHEDULE

Date	Opponent	Time (ET)
F13	PURDUE	4 p.m.
F14	PURDUE	2 p.m.
F15	PURDUE	1 p.m.
F18	UNC ASHEVILLE	4 p.m.
F20	at UNCW <sup>^</sup>	4 p.m.
F21	vs. Wake Forest <sup>^</sup>	12 p.m.
F22	vs. George Mason <sup>^</sup>	10 a.m.
F25	at UNC Asheville	4 p.m.
F27	YOUNGSTOWN STATE	4 p.m.
F28	YOUNGSTOWN STATE	2 p.m.
M01	YOUNGSTOWN STATE	1 p.m.
M03	VALPARAISO	4 p.m.
M04	VALPARAISO	4 p.m.
M06	HOLY CROSS	4 p.m.
M07	HOLY CROSS	12 p.m.
M07	HOLY CROSS	3:30 p.m.
M08	HOLY CROSS	12 p.m.
M10	at Presbyterian	3 p.m.
M13	vs. Penn State%	1 p.m.
M13	at Liberty%	5 p.m.
M14	at Liberty%	5 p.m.
M18	KENNESAW STATE	5 p.m.
M20	at UCG*	6 p.m.
M21	at UCG*	2 p.m.
M22	at UCG*	1 p.m.
M24	CLEMSON	5 p.m.
M27	THE CITADEL*	5 p.m.
M28	THE CITADEL*	2 p.m.
M29	THE CITADEL*	1 p.m.
M31	at Kennesaw State	6 p.m.
A03	WOFFORD*	6 p.m.
A04	WOFFORD*	2 p.m.
A05	WOFFORD*	1 p.m.
A07	TENNESSEE	6 p.m.
A10	at Mercer*	6 p.m.
A11	at Mercer*	2 p.m.
A12	at Mercer*	1 p.m.
A14	at Clemson	6:30 p.m.
A15	TENNESSEE TECH	5 p.m.
A17	FURMAN*	6 p.m.
A18	FURMAN*	4 p.m.
A19	FURMAN*	1 p.m.
A21	APPALACHIAN STATE	5 p.m.
A22	at Appalachian State	6 p.m.
A24	at ETSU*	6:05 p.m.
A25	at ETSU*	2:05 p.m.
A26	at ETSU*	1:05 p.m.
M08	at Samford*	7 p.m.
M09	at Samford*	3 p.m.
M10	at Samford*	2 p.m.
M11	at Tennessee Tech	5 p.m.
M14	VMI*	5 p.m.
M15	VMI*	2 p.m.
M15	VMI*	5:30 p.m.

M19-24 at SoCon Championship  
(Riley Park; Charleston, S.C.)

\* - Southern Conference game

<sup>^</sup> - Hughes Bros. Challenge  
(Wilmington, N.C.)

% - Liberty Invitational (Lynchburg, Va.)

## WESTERN CAROLINA QUICK FACTS

Location: .....Cullowhee, N.C.  
 Founded:..... 1889  
 Enrollment:..... 10,382  
 Nickname:..... Catamounts  
 Colors:..... Purple and Gold  
 Chancellor:..... Dr. David O. Belcher  
 Director of athletics:..... Randy Eaton  
 Stadium (capacity):..... Hennon Stadium (1,500)  
 Baseball office phone:..... 828-227-7020

Head coach:..... Bobby Moranda  
 Alma mater (year):..... Eastern Kentucky (1986)  
 Record at Western Carolina (years):..... 232-164-2 (7)  
 Overall record (years):..... 232-164-2 (7)  
 Baseball office phone:..... 828-227-7338  
 Assistant coaches:  
 ..... Alan Beck (Western Carolina, 2004)  
 ..... Bruce Johnson (Western Carolina, 2009)  
 ..... Dykora Spiess (Western Carolina)

2014 record:..... 37-18  
 Conference record (place):..... 20-6 (1st)  
 Home:..... 23-3  
 Away:..... 13-11  
 Neutral:..... 1-4  
 Letterwinners returning/lost:..... 18/9  
 Position starters returning/lost:..... 5/4  
 Starting pitchers returning/lost:..... 1/2  
 Newcomers:..... 12

SoCon titles:..... 13  
 SoCon Championship titles:..... 9  
 Last SoCon Championship title:..... 2003

Baseball contact:..... Daniel Hooker  
 Email:..... dhooker@email.wcu.edu  
 Office:..... 828-227-2339  
 Cell:..... 828-508-2494  
 Fax:..... 828-227-7688  
 Website:..... CatamountSports.com

## 2015 CATAMOUNTS ROSTER

No.	Name	Pos.	B/T	Ht.	Wt.	Cl.	Hometown/Previous school
1	Bradley Strong	INF	L/R	5-8	175	Sr.	Richlands, Va./Richlands
2	Kramer Ferrell	OF	R/R	6-0	195	R-Jr.	Ellensburg, Wash./Cypress College
3	J.D. Long	INF	R/R	5-9	185	Jr.	Waxhaw, N.C./Cutherbertson
4	Jason Smith	INF	R/R	5-11	210	R-So.	Kernersville, N.C./Robert B. Glenn
5	Brett Pope	INF	L/R	6-0	175	Fr.	Statesville, N.C./West Iredell
6	Jordan Mathis	INF	R/R	5-10	185	Fr.	Marietta, Ga./Marietta
7	Danny Bermudez	C	R/R	5-11	220	Jr.	Cumming, Ga./Forsyth Central
8	Bryson Bowman	OF	R/R	5-11	200	Jr.	Hudson, N.C./Catawba Valley CC
9	Reece Strong	INF	L/R	5-8	175	Jr.	Richlands, Va./Richlands
11	Pierce Suttles	C/RHP	R/R	6-2	215	R-Fr.	Cornelius, N.C./Hough
12	Austin Atwell	OF	R/R	6-0	185	R-Jr.	Clarksville, Tenn./Columbia State
15	Caleb Robinson	INF	R/R	6-0	215	Fr.	McLeansville, N.C./Eastern Guilford
16	Colton Davis	RHP	R/R	6-1	195	Jr.	Commerce, Ga./Commerce
17	Matt Smith	OF/LHP	L/L	5-10	205	So.	Fredericktown, Ohio/Fredericktown
18	B.J. Nobles	RHP	R/R	6-2	210	So.	Raleigh, N.C./Millbrook
19	Danny Schneider	RHP	R/R	6-5	225	R-Jr.	Roswell, Ga./Mount Pisgah Christian
20	Taylor Durand	LHP	L/L	6-5	225	Jr.	Oak Ridge, Tenn./Volunteer State
21	Garrett Brown	OF	L/R	6-0	185	R-Jr.	Asheville, N.C./Erwin
22	Korey Anderson	RHP	R/R	6-2	200	So.	Grayson, Ga./Grayson
26	Tyler Powell	RHP	R/R	6-5	225	Sr.	Charlotte, N.C./Myers Park
27	Jacob Hoyle	1B/LHP	L/L	6-3	255	Sr.	Hickory, N.C./St. Stephen
29	Dylan Biumi	RHP	R/R	5-9	190	Fr.	Cumming, Ga./Lambert
30	Spencer Holcomb	C	R/R	5-11	215	Fr.	Pfafftown, N.C./Reagan
31	Drew Bolick	RHP	R/R	6-5	200	Fr.	Lenoir, N.C./Hibriten
32	Bryan Sammons	LHP	L/L	6-4	235	So.	Wilmington, N.C./Hoggard
33	Corey Sikes	LHP	L/L	5-10	150	Fr.	Monroe, N.C./Piedmont
34	Matthew Koehler	OF	L/R	6-1	195	Fr.	Raleigh, N.C./Sanderson
39	Dillon Bray	LHP	L/L	6-0	230	R-So.	Hamptonville, N.C./Starmount
44	Brendan Nail	LHP	R/L	6-0	190	Fr.	Greensboro, N.C./Page
45	Nate Williams	LHP	L/L	6-2	225	So.	Lawrenceville, Ga./Collins Hill
46	Alex Barr	LHP	L/L	6-1	230	Jr.	Hamptonville, N.C./Starmount
47	Jonathan Waszak	RHP	R/R	6-7	260	Jr.	Wendell, N.C./East Wake



Dr. David O. Belcher  
Chancellor



Randy Eaton  
Director of Athletics



Dr. A.J. Grube  
Faculty Athletics Rep.



Stacey Miller  
Senior Woman Administrator



Daniel Hooker  
Baseball SID



## 2014 RESULTS (37-18, 20-6 SOCON; 1ST)

Date	Opponent	Result	Date	Opponent	Result
F14	at Mississippi State	W, 3-2	A11	FURMAN*	W, 5-4
F15	at Mississippi State	L, 1-6	A12	FURMAN*	L, 6-9
F16	at Mississippi State	L, 2-7	A13	FURMAN*	L, 1-6
F18	WINTHROP	W, 8-0	A15	at Winthrop	W, 9-6 (13)
F21	at Washington State	W, 13-1	A16	at Tennessee	L, 2-6
F22	at Washington State	W, 8-6	A19	THE CITADEL*	W, 5-4
F28	LA SALLE	W, 6-4	A20	THE CITADEL*	W, 8-2
M1	LA SALLE	W, 7-6	A23	at Clemson	L, 3-11
M2	LA SALLE	W, 20-10	A25	at Samford*	L, 4-10
M4	CLEMSON	W, 18-10	A26	at Samford*	W, 10-7
M7	vs. North Florida^	L, 2-4 (10)	A27	at Samford*	W, 7-1
M8	vs. Buffalo^	L, 4-5	A30	vs. Wake Forest%	W, 3-2 (12)
M9	at Georgia^	L, 2-6	M2	APPALACHIAN STATE*	W, 10-9
M11	at Georgia Tech	L, 5-7	M3	APPALACHIAN STATE*	W, 20-10
M12	at Kennesaw State	L, 3-4 (12)	M4	APPALACHIAN STATE*	W, 7-4
M14	RIDER	W, 6-5	M9	at Georgia Southern*	W, 5-4
M15	RIDER	W, 23-8	M10	at Georgia Southern*	L, 0-1
M15	RIDER	W, 11-3	M11	at Georgia Southern*	L, 2-3
M19	ETSU	L, 9-12	M13	KENNESAW STATE	W, 8-6
M21	at Elon*	L, 1-5	M15	DAVIDSON*	W, 8-6
M22	at Elon*	W, 6-5	M16	DAVIDSON*	W, 10-2
M23	at Elon*	W, 9-7	M16	DAVIDSON*	W, 4-3
M28	WOFFORD*	W, 11-4	M21	vs. Furman&	L, 2-3
M29	WOFFORD*	W, 11-4	M22	vs. Georgia Southern&	L, 4-8
M30	WOFFORD*	W, 6-1			
A1	UNC ASHEVILLE	W, 4-1			
A4	at UNC*	W, 5-4			
A5	at UNC*	W, 13-12 (10)			
A6	at UNC*	W, 3-1			
A8	PRESBYTERIAN	W, 16-0			
A9	at UNC Asheville	W, 9-3			

\* - Southern Conference game

^ - Georgia Invitational (Athens, Ga.)

% - Keeter Stadium (Shelby, N.C.)

& - SoCon Championship

(Riley Park; Charleston, S.C.)



## BOBBY MORANDA HEAD COACH

Hometown: .....Palatine, Ill.

Alma mater (year):...Eastern Kentucky (1986)

Head coaching career:

.....Western Carolina, 2008-present

Record at WCU (years):.....232-164-2 (7)

Career record (years):.....232-164-2 (7)



**HENNON STADIUM**

## 2014 STATISTICS

Batting	AVG	GP	GS	AB	R	H	2B	3B	HR	RBI	TB	SLG%	BB	HBP	SO	GDP	OB%	SF	SH	SB	ATT	PO	A	E	FLD%
Bradley Strong	.339	55	55	239	58	81	20	6	6	53	131	.548	19	9	41	3	.401	5	6	20	25	112	159	6	.978
Jacob Hoyle	.332	55	55	223	43	74	11	0	14	53	127	.570	19	8	47	2	.393	7	0	6	6	453	22	10	.979
Cody Jones	.308	55	55	237	43	73	16	1	1	40	94	.397	22	4	56	3	.376	0	3	7	10	131	1	5	.964
Adam Martin	.307	54	53	202	48	62	10	1	14	65	116	.574	29	11	55	2	.411	6	1	9	9	265	30	1	.997
Dykota Spiess	.287	47	46	174	31	50	11	0	5	30	76	.437	22	9	39	1	.386	5	1	3	4	83	3	4	.956
Luke Gragg	.254	53	39	142	34	36	5	0	1	19	44	.310	24	12	31	3	.400	2	3	4	4	21	1	1	.957
Aaron Attaway	.234	42	36	145	37	34	6	2	3	23	53	.366	18	4	38	1	.327	4	8	13	15	74	109	9	.953
J.D. Long	.213	53	45	136	22	29	8	2	1	27	44	.324	15	5	26	7	.310	2	5	0	0	45	92	14	.907
Taylor Sandefur	.310	36	27	84	16	26	5	0	1	13	34	.405	20	2	20	2	.444	2	0	2	4	0	0	0	.000
Danny Bermudez	.305	43	24	105	24	32	5	0	1	12	40	.381	16	10	28	2	.443	0	2	3	5	202	24	2	.991
Matt Smith	.260	47	19	73	9	19	4	1	0	6	25	.342	10	2	15	4	.365	0	3	0	1	53	5	1	.983
Reece Strong	.228	41	21	57	12	13	1	0	0	9	14	.246	14	0	11	3	.380	0	4	0	0	9	32	7	.854
Dylan Prevatte	.200	18	7	25	4	5	0	0	0	3	5	.200	3	1	7	0	.310	0	1	0	0	6	10	0	1.000
Jason Smith	.200	8	0	5	1	1	0	0	0	0	1	.200	0	1	3	0	.333	0	0	0	0	0	0	0	.000
Dale Urquhart Jr.	.143	40	13	56	6	8	3	0	2	3	17	.304	11	4	13	3	.324	0	0	0	0	8	0	1	.889
Tyler Powell	.000	1	0	1	0	0	0	0	0	0	0	.000	0	0	1	0	.000	0	0	0	0	2	1	0	1.000
John McClure	.000	2	0	0	0	0	0	0	0	0	0	.000	0	0	0	0	.000	0	0	0	0	0	0	0	.000
<b>Totals</b>	<b>.285</b>	<b>55</b>	<b>55</b>	<b>1904</b>	<b>388</b>	<b>543</b>	<b>105</b>	<b>13</b>	<b>49</b>	<b>356</b>	<b>821</b>	<b>.431</b>	<b>242</b>	<b>82</b>	<b>431</b>	<b>36</b>	<b>.383</b>	<b>33</b>	<b>37</b>	<b>67</b>	<b>83</b>	<b>1486</b>	<b>559</b>	<b>74</b>	<b>.965</b>
<b>Opponents</b>	<b>.264</b>	<b>55</b>	<b>55</b>	<b>1918</b>	<b>280</b>	<b>507</b>	<b>72</b>	<b>11</b>	<b>37</b>	<b>235</b>	<b>712</b>	<b>.371</b>	<b>241</b>	<b>47</b>	<b>440</b>	<b>36</b>	<b>.358</b>	<b>17</b>	<b>20</b>	<b>37</b>	<b>59</b>	<b>1453</b>	<b>528</b>	<b>68</b>	<b>.967</b>

LOB - Team (458), Opp (478). DPs turned - Team (45), Opp (42). CI - Team (11), Bermudez 1, Opp (1). IBB - Team (8), Martin 3, Jones 2, Sandefur 1, Gragg 1, Bermudez 1, Opp (8). Picked off - B. Strong 2, Bermudez 1, Long 1, Martin 1, R. Strong 1, M. Smith 1.

Pitching	ERA	W	L	APP	GS	CG	SHO	CBO	SV	IP	H	R	ER	BB	SO	2B	3B	HR	AB	B/Avg	WP	HBP	BK	SFA	SHA	
Jeremy Null	2.94	6	4	15	15	1	0	0	0	101.0	87	40	33	29	93	9	3	10	378	.230	6	3	0	1	4	
Jordan Smith	3.26	8	5	16	15	3	0	0	0	105.0	109	43	38	32	82	17	2	10	404	.270	6	7	0	2	6	
Bryan Sammons	4.50	7	2	21	10	0	0	2	2	60.0	62	34	30	36	57	13	0	2	230	.270	7	5	1	3	1	
T.J. Fussell	5.74	6	2	22	5	0	0	0	0	64.1	70	45	41	21	81	12	2	5	256	.273	12	5	0	2	0	
<hr/>																										
Dillon Bray	0.00	0	0	4	0	0	0	1	0	3.2	4	0	0	4	2	3	0	0	13	.308	0	2	0	0	0	
Danny Schneider	0.00	0	0	2	0	0	0	1	0	1.0	1	0	0	0	0	0	0	0	3	.333	0	0	0	0	0	
Matt Smith	0.00	0	0	1	0	0	0	0	0	0.2	0	0	0	0	0	0	0	0	1	.000	0	0	0	1	0	
Jacob Hoyle	0.00	0	0	1	0	0	0	0	0	0.0	0	0	0	2	0	0	0	0	0	.000	0	0	0	0	0	
Tyler Powell	1.44	2	0	22	0	0	0	0	13	25.0	17	4	4	10	23	2	0	1	90	.189	2	2	0	0	0	
Korey Anderson	4.32	1	0	8	0	0	0	1	0	8.1	10	6	4	2	6	2	0	0	34	.294	0	1	2	1	1	
Colton Davis	4.64	4	2	25	4	0	0	1	2	33.0	36	21	17	20	37	3	0	1	130	.277	8	3	0	1	1	
Bryce Danielson	5.23	0	1	14	1	0	0	2	0	10.1	15	7	6	9	4	1	1	1	44	.341	1	2	0	0	2	
Nate Williams	5.62	1	1	14	1	0	0	0	0	16.0	16	14	10	14	11	4	0	0	62	.258	5	2	1	0	2	
Jonathan Waszak	5.87	1	0	25	0	0	0	1	0	30.2	42	27	20	21	10	4	1	4	130	.323	5	7	1	5	3	
B.J. Nobles	6.35	1	0	9	0	0	0	0	0	5.2	6	4	4	9	4	1	0	0	22	.273	1	0	0	0	0	
Alex Barr	6.86	0	1	14	2	0	0	1	0	21.0	17	19	16	16	20	1	1	2	79	.215	3	6	2	1	0	
Taylor Durand	8.00	0	0	8	2	0	0	1	0	9.0	10	8	8	12	10	0	1	1	35	.286	3	1	0	0	0	
John McClure	40.50	0	0	3	0	0	0	0	0	0.2	2	4	3	3	0	0	0	0	4	.500	1	1	0	0	0	
Reece Strong	99.00	0	0	1	0	0	0	0	0	0.0	3	4	4	1	0	0	0	0	3	1.000	0	0	0	0	0	
Totals	4.32	37	18	55	55	4	2	2	17	495.1	507	280	238	241	440	72	11	37	1918	.264	60	47	7	17	20	
Opponents	5.80	18	37	55	55	2	1	1	8	484.1	543	388	312	242	431	105	13	49	1904	.285	55	82	9	33	37	

PB - Team (10), Martin 7, Bermudez 3, Opp (10). Pickoffs - Team (6), Null 2, Waszak 2, Bermudez 1, Durand 1, Opp (7). SBA/ATT - Bermudez (20-29), Martin (17-29), Null (9-13), Jo. Smith (5-11), Fussell (2-7), Sammons (3-5), Davis (3-5), Waszak (4-4), Williams (3-3), Bray (1-2), Nobles (2-2), Powell (1-2), Barr (2-2), Durand (1-1), Danielson (0-1), Anderson (1-1).

## 2015 SCHEDULE

Date	Opponent	Time (ET)
F13	BOSTON COLLEGE	5 p.m.
F14	XAVIER	5 p.m.
F15	DAYTON	1 p.m.
F18	at Presbyterian	2 p.m.
F20	PITTSBURGH	5 p.m.
F21	MIAMI (OHIO)	2 p.m.
F22	UNC ASHEVILLE	4 p.m.
F24	at Clemson	4 p.m.
F27	HARVARD	4 p.m.
F28	HARVARD	1 p.m.
F28	HARVARD	4 p.m.
M1	HARVARD	1 p.m.
M4	PRESBYTERIAN	5 p.m.
M6	GARDNER-WEBB	5 p.m.
M7	at Gardner-Webb	2 p.m.
M8	GARDNER-WEBB	2 p.m.
M10	at Savannah State	5 p.m.
M13	IONA	6 p.m.
M14	IONA	2 p.m.
M14	IONA	5 p.m.
M15	IONA	1 p.m.
M17	COPPIN STATE	6 p.m.
M18	COPPIN STATE	4 p.m.
M20	VMI*	6 p.m.
M21	VMI*	3 p.m.
M22	VMI*	1 p.m.
M25	UNC ASHEVILLE	6 p.m.
M27	NORTH CAROLINA CENTRAL	6 p.m.
M28	NORTH CAROLINA CENTRAL	3 p.m.
M29	NORTH CAROLINA CENTRAL	1 p.m.
M31	at Vanderbilt	7:30 p.m.
A1	at Vanderbilt	7:30 p.m.
A3	at Western Carolina*	6 p.m.
A4	at Western Carolina*	2 p.m.
A5	at Western Carolina*	1 p.m.
A8	at UNC Asheville	6 p.m.
A10	at The Citadel*	4 p.m.
A11	at The Citadel*	2 p.m.
A12	at The Citadel*	1 p.m.
A15	USC UPSTATE	6 p.m.
A17	MERCER*	6 p.m.
A18	MERCER*	3 p.m.
A19	MERCER*	1 p.m.
A24	SAMFORD*	6 p.m.
A25	SAMFORD*	3 p.m.
A26	SAMFORD*	1 p.m.
M1	at UNC*	6 p.m.
M2	at UNC*	2 p.m.
M3	at UNC*	1 p.m.
M6	at South Carolina	7 p.m.
M8	FURMAN*	5 p.m.
M9	FURMAN*	1 p.m.
M10	FURMAN*	1 p.m.
M15	at ETSU*	6:05 p.m.
M16	at ETSU*	2:05 p.m.
M16	at ETSU*	6:05 p.m.
M19-24 at SoCon Championship (Riley Park; Charleston, S.C.)		

\* - Southern Conference game

## WOFFORD QUICK FACTS

Location: .....Spartanburg, S.C.  
 Founded: .....1854  
 Enrollment: .....1,600  
 Nickname: .....Terriers  
 Colors: .....Old Gold and Black  
 President: .....Dr. Nayef H. Samhat  
 Director of athletics: .....Richard Johnson  
 Stadium (capacity): .....Russell C. King Field (2,500)  
 Press box phone: .....864-597-4778

Head coach: .....Todd Interdonato  
 Alma mater (year): .....UNC Asheville (2000)  
 Record at Wofford (years): .....154-234 (7)  
 Overall record (years): .....154-234 (7)  
 Baseball office phone: .....864-597-4497  
 Assistant coaches:  
 .....Jason Burke (Southern Wesleyan, 2004)  
 .....J.J. Edwards (Sacred Heart, 2010)  
 .....J.T. Maguire

2014 record: .....32-28  
 Conference record (place): .....12-14 (t5th)  
 Home: .....21-14  
 Away: .....9-12  
 Neutral: .....2-2  
 Letterwinners returning/lost: .....25/7  
 Position starters returning/lost: .....5/3  
 Starting pitchers returning/lost: .....3/1  
 Newcomers: .....10

SoCon titles: .....0  
 SoCon Championship titles: .....1  
 Last SoCon Championship title: .....2007

Baseball contact: .....Brent Williamson  
 Email: .....williamsondb@wofford.edu  
 Office: .....864-597-4093  
 Cell: .....864-809-8900  
 Fax: .....864-597-4129  
 Website: .....WoffordTerriers.com

## 2015 TERRIERS ROSTER

No.	Name	Pos.	B/T	Ht.	Wt.	Cl.	Hometown/Previous school
1	Demetrius Jennings	INF	R/R	5-10	170	Jr.	Sewell, N.J./Penn Charter
2	Will Fuqua	LHP	R/L	6-0	175	Fr.	Greenville, S.C./J.L. Mann
4	Carson Waln	C	R/R	5-11	195	So.	Atlanta, Ga./The Galloway School
5	Dylan May	INF	R/R	5-9	185	So.	Highland Park, Texas/Highland Park
6	Matthew Pelt	OF	R/R	5-10	190	Sr.	Dunwoody, Ga./Blessed Trinity Catholic
7	David Ehmen	LHP	L/L	6-2	180	Fr.	Johns Creek, Ga./Northview
8	Trace Witt	INF	R/R	6-0	185	Fr.	Boiling Springs, S.C./Boiling Springs
9	Will Stillman	RHP	R/R	6-4	180	Jr.	Matthews, N.C./Charlotte Christian
10	Quintin Pile	RHP	R/R	5-10	175	So.	Bullard, Texas/The Brook Hill School
11	Derek Hirsch	INF	R/R	5-10	160	Jr.	Atlanta, Ga./Atlanta International
12	John Caskey	RHP	R/R	6-3	195	So.	Roanoke, Texas/Byron Nelson
13	Jordan Accetta	RHP	R/R	6-1	200	So.	Charlotte, N.C./Charlotte Catholic
14	Merritt Huber	RHP	R/R	6-1	180	So.	Atlanta, Ga./The Westminster Schools
15	Alec Paradowski	INF	L/R	5-9	165	Jr.	College Station, Texas/A&M Consolidated
16	Luke Leftwich	RHP	R/R	6-3	210	Jr.	Phoenix, Ariz./Desert Vista
17	Grant Byers	RHP	R/R	6-2	215	Fr.	Shelby, N.C./Shelby
18	Cody Miller	C	R/R	6-0	180	Fr.	Newhall, Calif./Hart
19	Matt Ramsay	OF	R/R	5-11	175	Sr.	Hudson, Ohio/Hudson
21	McClain Bradley	OF	R/R	5-11	195	Fr.	Atlanta, Ga./The Westminster Schools
22	Kody Ruedisili	OF	R/R	5-10	170	So.	Jupiter, Fla./The Benjamin School
23	Spencer Kuhlman	RHP	R/R	6-0	195	So.	Briarcliff, N.Y./Briarcliff
24	Matthew Milburn	RHP	R/R	6-3	210	Jr.	Dallas, Texas/Highland Park
25	Josh Simpson	LHP	R/L	6-3	259	Jr.	Union, S.C./Union
26	Max McDougald	INF	R/R	5-9	150	Fr.	Anderson, S.C./T.L. Hanna
27	Pete Carrier	INF	L/R	5-9	180	So.	Victor, N.Y./Victor Central
31	Elliot Lance	RHP	R/R	6-1	183	So.	Lexington, S.C./Lexington
32	Connor Foltyn	LHP	R/L	6-1	202	Jr.	Coppell, Texas/Coppell
33	Adam Scott	LHP	L/L	6-3	230	Fr.	Canandaigua, N.Y./Canandaigua Academy
34	Mack Nathanson	C	R/R	6-1	190	Fr.	Delray Beach, Fla./North Broward Preparatory
35	Alex Malsch	INF	R/R	6-1	170	Fr.	Greer, S.C./St. Joseph's
36	Connell Anderson	RHP	L/R	6-2	190	Sr.	Greer, S.C./Eastside
37	James Plaisted	INF/OF	R/R	6-2	198	Sr.	Tallahoma, Tenn./Tallahoma
38	Conor Clancey	INF	R/R	6-3	220	Sr.	Scottsdale, Ariz./Paradise Valley CC
39	Jacob Condra-Bogan	RHP	R/R	6-3	215	So.	Woodruff, S.C./Woodruff
40	Chris Sheehan	RHP	R/R	6-1	195	So.	Boca Raton, Fla./Boca Raton Community



Dr. Nayef H. Samhat  
President



Richard Johnson  
Director of Athletics



Dr. Jameica Hill  
Faculty Athletics Rep.



Terri Lewitt  
Senior Woman Administrator



Brent Williamson  
Baseball SID



## 2014 RESULTS (32-28, 12-14 SOCON; T5TH)

Date	Opponent	Result	Date	Opponent	Result
F15	DAYTON	L, 5-14	A9	at Old Dominion	L, 2-15
F16	BALL STATE	L, 4-6 (10)	A11	ELON*	L, 9-10
F17	MOREHEAD STATE	L, 3-5	A12	ELON*	L, 2-12
F19	GARDNER-WEBB	W, 7-6	A13	ELON*	W, 7-2
F21	FORDHAM	W, 5-3	A17	at Furman*	L, 5-6
F22	BUTLER	W, 6-2	A18	at Furman*	L, 1-5
F23	PRESBYTERIAN	W, 8-7	A22	USC UPSTATE	W, 3-2
F25	at Charleston Southern	W, 10-4	A23	at Presbyterian	L, 4-5 (10)
F28	LONGWOOD	L, 1-7	A25	GEORGIA SOUTHERN*	W, 8-3
M1	LONGWOOD	W, 4-3	A26	GEORGIA SOUTHERN*	W, 6-4
M2	LONGWOOD	W, 4-3	A27	GEORGIA SOUTHERN*	L, 2-20
M5	WINTHROP	W, 2-1	A30	CHARLESTON SOUTHERN	L, 4-7
M8	MARIST	L, 3-8	M2	at The Citadel*	L, 1-8
M8	MARIST	L, 1-3	M3	at The Citadel*	W, 1-0 (10)
M9	MARIST	W, 12-10 (10)	M4	at The Citadel*	W, 11-1
M11	SAVANNAH STATE	L, 4-8	M5	at Presbyterian	L, 10-11 (10)
M12	at Winthrop	W, 2-1	M7	at South Carolina	L, 1-15
M14	ALCORN STATE	W, 7-4	M9	UNCG*	W, 5-4
M15	ALCORN STATE	W, 9-4	M10	UNCG*	W, 2-1
M15	ALCORN STATE	W, 12-2	M11	UNCG*	W, 8-4
M19	vs. Presbyterian^	W, 10-6	M16	SAMFORD*	L, 0-2
M21	at Davidson*	L, 7-9	M17	SAMFORD*	W, 6-5
M22	at Davidson*	W, 20-7	M17	SAMFORD*	W, 10-2
M23	at Davidson*	L, 3-7	M21	vs. Samford&	L, 2-4
M26	at Gardner-Webb	W, 7-4	M22	at The Citadel&	W, 4-2
M28	at Western Carolina*	L, 4-11	M23	vs. Davidson&	W, 10-7
M29	at Western Carolina*	L, 4-11	M24	vs. Samford&	L, 3-12
M30	at Western Carolina*	L, 1-6			
A2	at UNC Asheville	W, 7-3			
A4	APPALACHIAN STATE*	L, 5-12			
A5	APPALACHIAN STATE*	L, 4-13			
A6	APPALACHIAN STATE*	W, 4-3			
A8	at Old Dominion	W, 4-1			

\* - Southern Conference game  
^ - Fluor Field (Greenville, S.C.)  
& - SoCon Championship (Riley Park; Charleston, S.C.)



## TODD INTERDONATO HEAD COACH

Hometown: .....Phoenix, Ariz.  
Alma mater (year):.....UNC Asheville (2000)  
Head coaching career:  
.....Wofford, 2008-present  
Record at WOF (years):.....154-234 (7)  
Career record (years):.....154-234 (7)



**RUSSELL C. KING FIELD**

## 2014 STATISTICS

Batting	AVG	GP	GS	AB	R	H	2B	3B	HR	RBI	TB	SLG%	BB	HBP	SO	GDP	OB%	SF	SH	SB	ATT	PO	A	E	FLD%
Seth Neely	.291	60	60	213	46	62	17	0	10	33	109	.512	37	10	37	7	.413	4	0	22	28	94	128	13	.945
Alec Paradowski	.280	57	54	200	31	56	10	1	2	25	74	.370	35	8	20	2	.402	3	2	12	17	3	6	1	.900
Eric Brenk	.268	60	60	224	36	60	8	0	3	29	77	.344	23	10	43	4	.359	2	3	21	28	32	95	18	.876
James Plaisted	.250	57	53	200	30	50	11	1	7	42	84	.420	15	6	30	5	.317	3	6	8	11	180	6	2	.989
Derek Hirsch	.248	53	44	129	22	32	4	0	0	7	36	.279	16	4	27	1	.349	0	4	11	12	72	110	12	.938
Josh Hyman	.247	58	57	219	36	54	11	2	6	33	87	.397	28	4	45	4	.339	3	1	24	27	116	3	8	.937
Demetrius Jennings	.243	52	39	140	25	34	6	0	0	14	40	.286	17	6	25	2	.350	0	2	17	21	74	3	1	.987
Conor Clancey	.230	55	55	183	31	42	9	0	6	26	69	.377	19	11	46	4	.335	2	3	4	5	380	23	1	.998
Bryce Anglin	.364	12	0	11	0	4	1	0	0	0	5	.455	0	1	5	0	.417	0	0	0	0	0	0	0	.000
Matt Ramsay	.279	50	30	122	19	34	4	0	3	16	47	.385	18	4	22	0	.378	4	0	13	16	184	44	2	.991
Dylan May	.258	34	14	66	12	17	7	0	2	11	30	.455	7	1	16	1	.333	1	2	1	2	26	32	3	.951
Pete Carrier	.250	5	0	4	0	1	0	0	0	1	1	.250	0	0	3	0	.250	0	0	0	0	0	2	0	1.000
Luke Feisal	.210	35	20	62	6	13	0	0	1	8	16	.258	4	4	15	3	.296	1	2	0	0	161	16	1	.994
Matt Kaskow	.175	45	6	40	7	7	0	0	0	5	7	.175	6	0	9	0	.283	0	0	5	6	28	1	1	.967
Carson Waln	.159	24	15	44	5	7	1	0	0	7	8	.182	10	1	13	0	.316	2	0	4	5	130	9	1	.993
Kody Ruedisili	.145	47	27	69	6	10	0	0	0	9	10	.145	6	3	15	2	.235	3	6	7	7	78	0	0	1.000
Matt Pelt	.139	25	6	36	4	5	0	1	0	1	7	.194	7	1	13	0	.295	0	0	3	5	16	1	0	1.000
<b>Totals</b>	<b>.249</b>	<b>60</b>	<b>60</b>	<b>1962</b>	<b>316</b>	<b>488</b>	<b>89</b>	<b>5</b>	<b>40</b>	<b>267</b>	<b>707</b>	<b>.360</b>	<b>248</b>	<b>74</b>	<b>384</b>	<b>35</b>	<b>.350</b>	<b>28</b>	<b>31</b>	<b>152</b>	<b>190</b>	<b>1600</b>	<b>560</b>	<b>75</b>	<b>.966</b>
<b>Opponents</b>	<b>.272</b>	<b>60</b>	<b>60</b>	<b>2083</b>	<b>363</b>	<b>567</b>	<b>108</b>	<b>8</b>	<b>41</b>	<b>332</b>	<b>814</b>	<b>.391</b>	<b>254</b>	<b>67</b>	<b>496</b>	<b>26</b>	<b>.366</b>	<b>25</b>	<b>44</b>	<b>77</b>	<b>98</b>	<b>1570</b>	<b>605</b>	<b>100</b>	<b>.956</b>

LOB - Team (462), Opp (511). DPs turned - Team (35), Opp (50). CI - Team (1), Feisal 1, Opp (5). IBB - Team (3), Neely 2, Hyman 1, Opp (8). Picked off - Neely 2, Brenk 2, Plaisted 2, Hirsch 1, Waln 1, Hyman 1, Clancey 1, Paradowski 1, Jennings 1.

Pitching	ERA	W	L	APP	GS	CG	SHO	CBO	SV	IP	H	R	ER	BB	SO	2B	3B	HR	AB	B/Avg	WP	HBP	BK	SFA	SHA
Matthew Milburn	3.95	4	6	16	14	0	0	1	0	93.1	97	46	41	27	77	32	2	3	366	.265	9	2	0	2	8
Connell Anderson	4.20	1	2	14	13	0	0	0	0	70.2	81	42	33	25	43	13	0	1	280	.289	12	10	1	3	9
Jesse Morris	4.71	9	6	20	11	0	0	0	0	84.0	91	52	44	21	84	17	1	13	328	.277	2	14	1	5	5
Luke Leftwich	5.19	4	5	18	14	0	0	0	0	76.1	84	55	44	29	78	12	0	8	306	.275	8	11	1	1	5
Will Stillman	1.55	5	2	34	0	0	0	1	4	46.1	21	16	8	26	60	3	1	3	155	.135	6	3	0	2	3
Quintin Pile	2.25	0	0	4	0	0	0	0	0	4.0	6	2	1	6	3	0	0	0	16	.375	0	0	0	0	0
Jacob Condra-Boga	4.87	1	0	20	0	0	0	0	0	20.1	20	18	11	17	21	1	0	0	79	.253	5	2	2	1	2
Connor Foltyn	5.06	1	0	27	0	0	0	0	0	16.0	12	9	9	11	20	4	0	0	57	.211	1	3	1	1	1
Eric Eck	5.65	3	3	28	0	0	0	1	12	36.2	36	27	23	26	53	4	0	1	144	.250	8	5	0	0	3
Elliot Lance	6.65	1	1	16	1	0	0	0	0	21.2	26	17	16	11	10	5	0	3	86	.302	3	5	0	1	3
Chris Sheehan	8.44	0	0	11	0	0	0	0	0	10.2	18	11	10	8	9	3	2	3	45	.400	1	0	0	0	1
Spencer Kulman	9.18	0	0	15	0	0	0	0	0	16.2	21	22	17	15	16	4	0	2	70	.300	3	2	1	0	2
Merritt Huber	10.57	0	0	15	0	0	0	0	0	7.2	9	11	9	9	5	3	1	1	30	.300	1	6	1	2	1
Jordan Accetta	10.58	3	3	13	6	0	0	0	0	24.2	38	29	29	15	14	3	1	3	103	.369	1	1	0	6	1
John Caskey	10.80	0	0	3	1	0	0	0	0	3.1	7	4	4	1	2	4	0	0	16	.438	0	0	0	1	0
Josh Simpson	18.00	0	0	3	0	0	0	0	0	1.0	0	2	2	7	1	0	0	0	2	.000	2	3	0	0	0
<b>Totals</b>	<b>5.01</b>	<b>32</b>	<b>28</b>	<b>60</b>	<b>60</b>	<b>0</b>	<b>1</b>	<b>1</b>	<b>16</b>	<b>533.1</b>	<b>567</b>	<b>363</b>	<b>297</b>	<b>254</b>	<b>496</b>	<b>108</b>	<b>8</b>	<b>41</b>	<b>2083</b>	<b>.272</b>	<b>62</b>	<b>67</b>	<b>8</b>	<b>25</b>	<b>44</b>
<b>Opponents</b>	<b>4.14</b>	<b>28</b>	<b>32</b>	<b>60</b>	<b>60</b>	<b>3</b>	<b>1</b>	<b>1</b>	<b>13</b>	<b>523.1</b>	<b>488</b>	<b>316</b>	<b>241</b>	<b>248</b>	<b>384</b>	<b>89</b>	<b>5</b>	<b>40</b>	<b>1962</b>	<b>.249</b>	<b>49</b>	<b>74</b>	<b>7</b>	<b>28</b>	<b>31</b>

PB - Team (9), Ramsay 6, Waln 3, Opp (13). Pickoffs - Team (16), Milburn 5, Anderson 3, Morris 3, Pile 2, Ramsay 1, Leftwich 1, Sheehan 1, Opp (12). SBA/ATT - Ramsay (33-45), Feisal (27-30), Leftwich (22-23), Waln (17-19), Morris (9-13), Anderson (7-11), Milburn (6-11), Stillman (8-10), Sheehan (5-6), Eck (4-5), Kulman (4-4), Condra-Boga (4-4), Accetta (1-2), Huber (2-2), Foltyn (2-2), Pile (1-2), Lance (2-2), Simpson (0-1).

## 2014 SOUTHERN CONFERENCE STANDINGS

Team	Conference Record	Pct	Home	Away	Overall Record	Pct	Home	Away	Neutral
Western Carolina	20-6	.769	12-2	8-4	37-18	.673	23-3	13-11	1-4
Davidson	17-8	.680	10-3	7-5	29-19	.604	21-6	8-11	0-2
\$ Georgia Southern	15-12	.556	6-6	9-6	40-23	.635	21-10	14-10	5-3
Samford	15-12	.556	7-5	8-7	35-25	.583	20-11	12-13	3-1
Wofford	12-14	.462	9-6	3-8	32-28	.533	21-14	9-12	2-2
Appalachian State	12-14	.462	7-4	5-10	21-34	.382	11-7	7-21	3-6
Elon	12-15	.444	9-6	3-9	27-26	.509	19-11	4-15	4-0
Furman	11-15	.423	5-6	6-9	26-33	.441	11-18	12-13	3-2
UNCG	8-16	.333	6-6	2-10	21-28	.429	16-10	4-16	1-2
The Citadel	8-18	.308	7-8	1-10	24-34	.414	21-15	3-17	0-2

\$ - SoCon tournament champion

## 2014 SOUTHERN CONFERENCE BASEBALL CHAMPIONSHIP RESULTS

**May 20 (Tuesday)**

**SoCon Championship (Joseph P. Riley Jr. Park; Charleston, S.C.)**

Game 1: #8 Furman 6, #9 UNCG 5 (11 inn.)

Game 2: #10 The Citadel 10, #7 Elon 7

**May 21 (Wednesday)**

**SoCon Championship (Joseph P. Riley Jr. Park; Charleston, S.C.)**

Game 3: #5 Appalachian State 3, #4 Georgia Southern 2 (11 inn.)

Game 4: #8 Furman 3, #1 Western Carolina 2

Game 5: #2 Davidson 9, #10 The Citadel 7

Game 6: #3 Samford 4, #6 Wofford 2

**May 22 (Thursday)**

**SoCon Championship (Joseph P. Riley Jr. Park; Charleston, S.C.)**

Game 7: #4 Georgia Southern 8, #1 Western Carolina 4

Game 8: #6 Wofford 4, #10 The Citadel 2

Game 9: #8 Furman 3, #5 Appalachian State 1

Game 10: #3 Samford 7, #2 Davidson 3

**May 23 (Friday)**

**SoCon Championship (Joseph P. Riley Jr. Park; Charleston, S.C.)**

Game 11: #4 Georgia Southern 2, #5 Appalachian State 1

Game 12: #6 Wofford 10, #2 Davidson 7

**May 24 (Saturday)**

**SoCon Championship (Joseph P. Riley Jr. Park; Charleston, S.C.)**

Game 13: #4 Georgia Southern 11, #8 Furman 8

Game 14: #3 Samford 12, #6 Wofford 3

Game 15: #4 Georgia Southern 10, #8 Furman 7 (12 inn.)

**May 25 (Sunday)**

**SoCon Championship (Joseph P. Riley Jr. Park; Charleston, S.C.)**

Game 16: #4 Georgia Southern 4, #3 Samford 3

### All-Tournament Team

SP Jeffrey Springs, Appalachian State

SP Alex Ledford, Samford

RP Jason Richman, Georgia Southern

C Daniel Gerow, Davidson

1B Caleb Bryson, Samford

2B Ben Morgan, Georgia Southern

SS Dalton Busby, Georgia Southern

3B Michael Pierson, Appalachian State

OF Jake Jones, Furman

OF Aaron Mizell, Georgia Southern

OF Heath Quinn, Samford

DH Alex Abrams, Furman

### Most Outstanding Player (Walt Nadzak Award)

Jason Richman, Georgia Southern

## 2014 NCAA TALLAHASSEE REGIONAL

**May 30 (Friday)**

**NCAA Tallahassee Regional (Dick Howser Stadium; Tallahassee, Fla.)**

Georgia Southern 7, No. 3 Florida State 0

**May 31 (Saturday)**

**NCAA Tallahassee Regional (Dick Howser Stadium; Tallahassee, Fla.)**

No. 27 Kennesaw State 13, Georgia Southern 5

**June 1 (Sunday)**

**NCAA Tallahassee Regional (Dick Howser Stadium; Tallahassee, Fla.)**

No. 24 Alabama 6, Georgia Southern 0



*Georgia Southern became just the third team to lose its first game and go on to win the Southern Conference Championship, joining the 1991 Furman and 2013 Elon squads in accomplishing that feat.*

*The Eagles would go on to shock No. 5 national seed Florida State in the NCAA Tallahassee Regional, 7-0, before dropping contests to nationally ranked Kennesaw State and Alabama teams.*





Samford's Heath Quinn was named the SoCon Freshman of the Year by the league's coaches and media.

## PLAYERS OF THE WEEK

Feb. 17	Heath Quinn, Samford
Feb. 24	Stryker Brown, Georgia Southern
March 3	Aaron Mizell, Georgia Southern
March 10	Forrest Brandt, Davidson
March 17	Adam Martin, Western Carolina
March 24	Jordan McDonald, UNCG
March 31	Tyler Filliben, Samford
April 7	Dillon Dobson, Appalachian State
April 14	Matt Brill, Appalachian State
April 21	Bradley Strong, Western Carolina
April 28	Hunter King, UNCG
May 5	Jacob Hoyle, Western Carolina
May 12	Jordan Simpson, Furman
May 19	Tyler Zupcic, Appalachian State

## PITCHERS OF THE WEEK

Feb. 17	Jeremy Null, Western Carolina
Feb. 24	Jake Stalzer, Elon
March 3	Jake Stalzer, Elon
March 10	Lucas Bakker, Elon
March 17	Lucas Bakker, Elon
March 24	Ryan Frederick, Georgia Southern
March 31	Jeremy Null, Western Carolina
April 7	Josh Wirsu, Georgia Southern
April 14	Tyler Frazier, UNCG
April 21	Parker Curry, Samford
April 28	Danny Mooney, Davidson
May 5	Jacques de Gruy, Furman
May 12	Samford Howard, Georgia Southern
May 19	Jeremy Null, Western Carolina

## ALL-CONFERENCE TEAMS

### Coaches All-SoCon Team

#### Co-PLAYERS OF THE YEAR

Forrest Brandt, Sr., OF, Davidson  
Casey Jones, Jr., OF, Elon

#### PITCHER OF THE YEAR

Josh Wirsu, Jr., RHP, Georgia Southern

#### FRESHMAN OF THE YEAR

Heath Quinn, OF, Samford

#### COACH OF THE YEAR

Dick Cooke, Davidson

#### FIRST TEAM

SP	Josh Wirsu, Georgia Southern
SP	Jordan Smith, Western Carolina
RP	Andres Gracia, Samford
C	Adam Martin, Western Carolina
1B	Jacob Hoyle, Western Carolina
2B	Hunter King, UNCG
2B	Bradley Strong, Western Carolina
SS	Dillon Dobson, Appalachian State
SS	Hunter Burton, Furman
3B	Sean Guite, UNCG
OF	Forrest Brandt, Davidson
OF	Lee Miller, Davidson
OF	Casey Jones, Elon
DH	Ryan Lowe, Davidson

#### SECOND TEAM

SP	Danny Mooney, Davidson
SP	Jeremy Null, Western Carolina
RP	Jason Richman, Georgia Southern
C	Drew McWhorter, Samford
1B	Greg Harrison, Furman
2B	Michael Pierson, Appalachian State
SS	Jordan McDonald, UNCG
3B	Chris Ohmstede, Furman
OF	Drew DeKerlegand, The Citadel
OF	Nathan Becker, Davidson
OF	Eric Kalbfleisch, UNCG
OF	Heath Quinn, Samford
DH	Bo Thompson, The Citadel

#### ALL-FRESHMAN TEAM

Matt Brill, Appalachian State  
Dallas DeVrieze, Appalachian State  
Tyler Stroup, Appalachian State  
Garrett Chapman, Georgia Southern  
Ryan Cleveland, Georgia Southern  
Matt Harris, Elon  
Nick Zammarelli, Elon  
Carter Grote, Furman  
Adam Swim, UNCG  
Jared Brasher, Samford  
T.J. Dixon, Samford  
Heath Quinn, Samford  
Bryan Sammons, Western Carolina

### Media All-SoCon Team

#### PLAYER OF THE YEAR

Casey Jones, Jr., OF, Elon

#### PITCHER OF THE YEAR

Josh Wirsu, Jr., RHP, Georgia Southern

#### FRESHMAN OF THE YEAR

Heath Quinn, OF, Samford

#### COACH OF THE YEAR

Dick Cooke, Davidson

#### FIRST TEAM

SP	Josh Wirsu, Georgia Southern
SP	Jordan Smith, Western Carolina
RP	Andres Gracia, Samford
C	Adam Martin, Western Carolina
1B	Jacob Hoyle, Western Carolina
2B	Michael Pierson, Appalachian State
SS	Tyler Filliben, Samford
3B	David Daniels, Davidson
OF	Drew DeKerlegand, The Citadel
OF	Forrest Brandt, Davidson
OF	Casey Jones, Elon
DH	Ryan Lowe, Davidson

#### SECOND TEAM

SP	Danny Mooney, Davidson
SP	Jeremy Null, Western Carolina
RP	Tyler Powell, Western Carolina
C	Drew McWhorter, Samford
1B	Greg Harrison, Furman
2B	Hunter King, UNCG
SS	Jordan McDonald, UNCG
3B	Chris Ohmstede, Furman
OF	Lee Miller, Davidson
OF	Stryker Brown, Georgia Southern
OF	Aaron Mizell, Georgia Southern
OF	Heath Quinn, Samford
DH	Bo Thompson, The Citadel

## PLAYERS OF THE MONTH

Feb.	Stryker Brown, Georgia Southern
March	Adam Martin, Western Carolina
April	Hunter King, UNCG
May	Drew McWhorter, Samford

## PITCHERS OF THE MONTH

Feb.	Jeremy Null, Western Carolina
March	Lucas Bakker, Elon
April	Jordan Smith, Western Carolina
May	Sam Howard, Georgia Southern

## BATTING

	AVG	G	AB	R	H	2B	3B	HR	RBI	TB	SLG%	BB	HBP	SO	GDP	OB%	SF	SH	SB	ATT	PO	A	E	FLD%
UNCG	.310	49	1757	312	545	90	17	25	269	744	.423	182	31	284	43	.380	27	38	38	57	1317	504	81	.957
Davidson	.303	48	1699	322	515	100	7	50	293	779	.459	178	46	410	25	.379	25	15	48	63	1277	432	87	.952
Furman	.288	59	2105	345	607	93	15	30	304	820	.390	233	59	381	39	.369	37	25	88	118	1588	691	77	.967
Georgia Southern	.286	63	2190	413	627	116	7	61	372	940	.429	256	49	445	32	.369	28	27	89	123	1695	699	84	.966
Western Carolina	.285	55	1904	388	543	105	13	49	356	821	.431	242	82	431	36	.383	33	37	67	83	1486	559	74	.965
Samford	.280	60	2102	401	588	120	14	57	356	907	.431	226	61	448	45	.363	24	13	34	59	1596	650	80	.966
The Citadel	.278	58	1941	294	539	78	3	26	268	701	.361	221	68	372	41	.366	34	46	54	77	1521	562	83	.962
Elon	.270	53	1809	300	489	91	15	31	270	703	.389	228	46	399	24	.364	15	27	58	78	1415	557	79	.961
Appalachian State	.264	55	1908	299	503	88	21	40	267	753	.395	183	44	400	20	.340	15	29	29	41	1424	575	80	.962
Wofford	.249	60	1962	316	488	89	5	40	267	707	.360	248	74	384	35	.350	28	31	152	190	1600	560	75	.966
<b>Totals</b>	<b>.281</b>	<b>560</b>	<b>19377</b>	<b>3390</b>	<b>5444</b>	<b>970</b>	<b>117</b>	<b>409</b>	<b>3022</b>	<b>7875</b>	<b>.406</b>	<b>2197</b>	<b>560</b>	<b>3954</b>	<b>340</b>	<b>.366</b>	<b>266</b>	<b>288</b>	<b>657</b>	<b>889</b>	<b>1491</b>	<b>5789</b>	<b>800</b>	<b>.963</b>

## PITCHING

	ERA	W	L	G	CG	SHO	CBO	SV	IP	H	R	ER	BB	SO	2B	3B	HR	AB	B/Avg	WP	HBP	BK	SFA	SHA
Georgia Southern	3.15	40	22	63	2	5	4	15	565.0	545	273	198	192	491	95	6	32	2159	.252	41	53	5	14	35
Western Carolina	4.32	37	18	55	4	2	2	17	495.1	507	280	238	241	440	72	11	37	1918	.264	60	47	7	17	20
Davidson	4.46	29	19	48	2	4	3	14	425.2	441	283	211	188	336	96	9	35	1670	.264	46	30	1	33	20
Elon	4.71	27	26	53	3	2	0	17	471.2	474	305	247	209	300	102	13	30	1802	.263	57	81	3	32	40
Wofford	5.01	32	28	60	0	1	1	16	533.1	567	363	297	254	496	108	8	41	2083	.272	62	67	8	25	44
Appalachian State	5.10	21	33	55	8	2	1	5	474.2	503	329	269	194	346	90	13	46	1849	.272	50	58	5	22	30
UNCG	5.10	21	28	49	3	0	0	6	439.0	505	331	249	231	360	90	15	16	1737	.291	58	61	11	29	28
Samford	5.31	35	25	60	1	1	1	18	532.0	563	375	314	265	445	85	13	43	2085	.270	52	77	7	20	28
Furman	5.49	26	33	59	0	1	1	9	529.1	584	367	323	248	398	103	15	34	2057	.284	81	55	12	33	31
The Citadel	5.75	24	34	58	2	1	1	15	507.0	579	372	324	248	364	89	15	39	2017	.287	50	47	2	31	33
<b>Totals</b>	<b>4.83</b>	<b>292</b>	<b>266</b>	<b>560</b>	<b>25</b>	<b>19</b>	<b>14</b>	<b>132</b>	<b>4973.0</b>	<b>5268</b>	<b>3278</b>	<b>2670</b>	<b>2270</b>	<b>3976</b>	<b>930</b>	<b>118</b>	<b>353</b>	<b>19377</b>	<b>.272</b>	<b>557</b>	<b>576</b>	<b>61</b>	<b>256</b>	<b>309</b>

## FIELDING

Team	C	PO	A	E	FLD%	DPs	SBA	CSB	SBA%	PB	CI
Furman	2356	1588	691	77	.967	58	63	22	.741	11	1
Wofford	2235	1600	560	75	.966	35	77	21	.786	9	1
Georgia Southern	2478	1695	699	84	.966	47	67	30	.691	14	2
Samford	2326	1596	650	80	.966	58	51	20	.718	10	0
Western Carolina	2119	1486	559	74	.965	45	37	22	.627	10	1
The Citadel	2166	1521	562	83	.962	41	71	19	.789	5	0
Appalachian State	2079	1424	575	80	.962	44	83	21	.798	7	3
Elon	2051	1415	557	79	.961	36	44	16	.733	28	2
UNCG	1902	1317	504	81	.957	38	56	21	.727	17	1
Davidson	1796	1277	432	87	.952	29	60	20	.750	8	1
<b>Totals</b>	<b>21508</b>	<b>14919</b>	<b>5789</b>	<b>800</b>	<b>.963</b>	<b>431</b>	<b>609</b>	<b>212</b>	<b>.742</b>	<b>119</b>	<b>12</b>

## TEAM BATTING LEADERS

### Batting average

UNCG	.310
Davidson	.303
Furman	.288
Georgia Southern	.286
Western Carolina	.285
Samford	.280
The Citadel	.278
Elon	.270
Appalachian State	.264
Wofford	.249

### Slugging percentage

Davidson	.459
Samford	.431
Western Carolina	.431
Georgia Southern	.429
UNCG	.423
Appalachian State	.395
Furman	.390
Elon	.389
The Citadel	.361
Wofford	.360

### On-base percentage

Western Carolina	.383
UNCG	.380
Davidson	.379
Georgia Southern	.369
Furman	.369
The Citadel	.366
Elon	.364
Samford	.363
Wofford	.350
Appalachian State	.340

### Runs scored

Georgia Southern	413
Samford	401
Western Carolina	388
Furman	345
Davidson	322
Wofford	316
UNCG	312
Elon	300
Appalachian State	299
The Citadel	294

### Hits

Georgia Southern	627
Furman	607
Samford	588
UNCG	545
Western Carolina	543
The Citadel	539
Davidson	515
Appalachian State	503
Elon	489
Wofford	488

### Runs batted in

Georgia Southern	372
Western Carolina	356
Samford	356
Furman	304
Davidson	293
Elon	270
UNCG	269
The Citadel	268
Appalachian State	267
Wofford	267

### Doubles

Samford	120
Georgia Southern	116
Western Carolina	105
Davidson	100
Furman	93
Elon	91
UNCG	90
Wofford	89
Appalachian State	88
The Citadel	78

### Triples

Appalachian State	21
UNCG	17
Elon	15
Furman	15
Samford	14
Western Carolina	13
Georgia Southern	7
Davidson	7
Wofford	5
The Citadel	3

### Home runs

Georgia Southern	61
Samford	57
Davidson	50
Western Carolina	49
Wofford	40
Appalachian State	40
Elon	31
Furman	30
The Citadel	26
UNCG	25

### Total bases

Georgia Southern	940
Samford	907
Western Carolina	821
Furman	820
Davidson	779
Appalachian State	753
UNCG	744
Wofford	707
Elon	703
The Citadel	701

### Total plate appearances

Georgia Southern	2556
Furman	2459
Samford	2426
Wofford	2348
The Citadel	2310
Western Carolina	2299
Appalachian State	2180
Elon	2125
UNCG	2038
Davidson	1963

### At bats

Georgia Southern	2190
Furman	2105
Samford	2102
Wofford	1962
The Citadel	1941
Appalachian State	1908
Western Carolina	1904
Elon	1809
UNCG	1757
Davidson	1699



## TEAM BATTING LEADERS (CONTINUED)

<b>Walks</b>		<b>Sac bunts</b>		<b>Caught stealing</b>	
Georgia Southern	256	The Citadel	46	Wofford	38
Wofford	248	UNCG	38	Georgia Southern	34
Western Carolina	242	Western Carolina	37	Furman	30
Furman	233	Wofford	31	Samford	25
Elon	228	Appalachian State	29	The Citadel	23
Samford	226	Georgia Southern	27	Elon	20
The Citadel	221	Elon	27	UNCG	19
Appalachian State	183	Furman	25	Western Carolina	16
UNCG	182	Davidson	15	Davidson	15
Davidson	178	Samford	13	Appalachian State	12
<b>Hit by pitch</b>		<b>Sac flies</b>		<b>Steal attempts</b>	
Western Carolina	82	Furman	37	Wofford	190
Wofford	74	The Citadel	34	Georgia Southern	123
The Citadel	68	Western Carolina	33	Furman	118
Samford	61	Wofford	28	Western Carolina	83
Furman	59	Georgia Southern	28	Elon	78
Georgia Southern	49	UNCG	27	The Citadel	77
Elon	46	Davidson	25	Davidson	63
Davidson	46	Samford	24	Samford	59
Appalachian State	44	Elon	15	UNCG	57
UNCG	31	Appalachian State	15	Appalachian State	41
<b>Strikeouts</b>		<b>Stolen bases</b>		<b>Grounded into DP</b>	
Samford	448	Wofford	152	Samford	45
Georgia Southern	445	Georgia Southern	89	UNCG	43
Western Carolina	431	Furman	88	The Citadel	41
Davidson	410	Western Carolina	67	Furman	39
Appalachian State	400	Elon	58	Western Carolina	36
Elon	399	The Citadel	54	Wofford	35
Wofford	384	Davidson	48	Georgia Southern	32
Furman	381	UNCG	38	Davidson	25
The Citadel	372	Samford	34	Elon	24
UNCG	284	Appalachian State	29	Appalachian State	20



*With 17 steals, Demetrius Jennings was one of four Wofford players in the top 10 in the SoCon as the Terriers led the league and the nation with 152.*

## TEAM PITCHING LEADERS

<b>Earned run average</b>		<b>Batters struck out</b>		<b>Losses</b>		<b>Sac bunts allowed</b>	
Georgia Southern	3.15	Wofford	496	The Citadel	34	Wofford	44
Western Carolina	4.32	Georgia Southern	491	Furman	33	Elon	40
Davidson	4.46	Samford	445	Appalachian State	33	Georgia Southern	35
Elon	4.71	Western Carolina	440	Wofford	28	The Citadel	33
Wofford	5.01	Furman	398	UNCG	28	Furman	31
Appalachian State	5.10	The Citadel	364	Elon	26	Appalachian State	30
UNCG	5.10	UNCG	360	Samford	25	Samford	28
Samford	5.31	Appalachian State	346	Georgia Southern	22	UNCG	28
Furman	5.49	Davidson	336	Davidson	19	Western Carolina	20
The Citadel	5.75	Elon	300	Western Carolina	18	Davidson	20
<b>Opposing batting average</b>		<b>Batters SO looking</b>		<b>Saves</b>		<b>Sac flies allowed</b>	
Georgia Southern	.252	Western Carolina	164	Samford	18	Davidson	33
Elon	.263	Wofford	148	Elon	17	Furman	33
Davidson	.264	Samford	140	Western Carolina	17	Elon	32
Western Carolina	.264	Georgia Southern	139	Wofford	16	The Citadel	31
Samford	.270	Furman	130	Georgia Southern	15	UNCG	29
Appalachian State	.272	The Citadel	123	The Citadel	15	Wofford	25
Wofford	.272	UNCG	118	Davidson	14	Appalachian State	22
Furman	.284	Elon	112	Furman	9	Samford	20
The Citadel	.287	Appalachian State	110	UNCG	6	Western Carolina	17
UNCG	.291	Davidson	110	Appalachian State	5	Georgia Southern	14
<b>Innings pitched</b>		<b>Wins</b>		<b>Runners picked off</b>		<b>Hits allowed</b>	
Georgia Southern	565.0	Georgia Southern	40	Wofford	16	Davidson	441
Wofford	533.1	Western Carolina	37	Georgia Southern	16	Elon	474
Samford	532.0	Samford	35	Davidson	9	Appalachian State	503
Furman	529.1	Wofford	32	Furman	9	UNCG	505
The Citadel	507.0	Davidson	29	Elon	8	Western Carolina	507
Western Carolina	495.1	Elon	27	UNCG	8	Georgia Southern	545
Appalachian State	474.2	Furman	26	Western Carolina	6	Samford	563
Elon	471.2	The Citadel	24	Appalachian State	5	Wofford	567
UNCG	439.0	UNCG	21	The Citadel	4	The Citadel	579
Davidson	425.2	Appalachian State	21	Samford	4	Furman	584

## TEAM PITCHING LEADERS (CONTINUED)

<b>Runs allowed</b>				<b>Home runs allowed</b>			
Georgia Southern	273	Western Carolina	241	UNCG	16	Georgia Southern	5
Western Carolina	280	Furman	248	Elon	30	Appalachian State	5
Davidson	283	The Citadel	248	Georgia Southern	32	Elon	3
Elon	305	Wofford	254	Furman	34	The Citadel	2
Appalachian State	329	Samford	265	Davidson	35	Davidson	1
UNCG	331			Western Carolina	37		
Wofford	363	<b>Doubles allowed</b>		The Citadel	39	<b>Hit batters</b>	
Furman	367	Western Carolina	72	Wofford	41	Elon	81
The Citadel	372	Samford	85	Samford	43	Samford	77
Samford	375	The Citadel	89	Appalachian State	46	Wofford	67
		UNCG	90			UNCG	61
<b>Earned runs allowed</b>		Appalachian State	90	<b>Wild pitches</b>		Appalachian State	58
Georgia Southern	198	Georgia Southern	95	Furman	81	Furman	55
Davidson	211	Davidson	96	Wofford	62	Georgia Southern	53
Western Carolina	238	Elon	102	Western Carolina	60	The Citadel	47
Elon	247	Furman	103	UNCG	58	Western Carolina	47
UNCG	249	Wofford	108	Elon	57	Davidson	30
Appalachian State	269			Samford	52		
Wofford	297	<b>Triples allowed</b>		The Citadel	50	<b>Intentional BB allowed</b>	
Samford	314	Georgia Southern	6	Appalachian State	50	Furman	11
Furman	323	Wofford	8	Davidson	46	Samford	8
The Citadel	324	Davidson	9	Georgia Southern	41	Western Carolina	8
		Western Carolina	11			Wofford	8
<b>Walks allowed</b>		Appalachian State	13	<b>Balks</b>		UNCG	7
Davidson	188	Samford	13	Furman	12	Davidson	6
Georgia Southern	192	Elon	13	UNCG	11	Georgia Southern	5
Appalachian State	194	Furman	15	Wofford	8	The Citadel	4
Elon	209	UNCG	15	Western Carolina	7	Appalachian State	4
UNCG	231	The Citadel	15	Samford	7	Elon	3

## TEAM FIELDING LEADERS

<b>Fielding percentage</b>				<b>Stolen bases against</b>			
Furman	.967	<b>Errors</b>		Appalachian State	83	<b>Steal attempts against</b>	
Wofford	.966	Davidson	87	Wofford	77	Appalachian State	104
Georgia Southern	.966	Georgia Southern	84	The Citadel	71	Wofford	98
Samford	.966	The Citadel	83	Georgia Southern	67	Georgia Southern	97
Western Carolina	.965	UNCG	81	Furman	63	The Citadel	90
The Citadel	.962	Appalachian State	80	Davidson	60	Furman	85
Appalachian State	.962	Samford	80	UNCG	56	Davidson	80
Elon	.961	Elon	79	Samford	51	UNCG	77
UNCG	.957	Furman	77	Elon	44	Samford	71
Davidson	.952	Wofford	75	Western Carolina	37	Elon	60
		Western Carolina	74			Western Carolina	59
<b>Chances</b>				<b>Caught stealing by</b>		<b>Passed balls</b>	
Georgia Southern	2478	<b>Fielding double plays</b>		Georgia Southern	30	Elon	28
Furman	2356	Furman	58	Western Carolina	22	UNCG	17
Samford	2326	Samford	58	Furman	22	Georgia Southern	14
Wofford	2235	Georgia Southern	47	UNCG	21	Furman	11
The Citadel	2166	Western Carolina	45	Wofford	21	Western Carolina	10
Western Carolina	2119	Appalachian State	44	Appalachian State	21	Samford	10
Appalachian State	2079	The Citadel	41	Davidson	20	Wofford	9
Elon	2051	UNCG	38	Samford	20	Davidson	8
UNCG	1902	Elon	36	The Citadel	19	Appalachian State	7
Davidson	1796	Wofford	35	Elon	16	The Citadel	5
		Davidson	29				
<b>Putouts</b>				<b>Catchers interference</b>			
Georgia Southern	1695			Appalachian State	3		
Wofford	1600			Georgia Southern	2		
Samford	1596			Elon	2		
Furman	1588			Wofford	1		
The Citadel	1521			Davidson	1		
Western Carolina	1486			Western Carolina	1		
Appalachian State	1424			Furman	1		
Elon	1415			UNCG	1		
UNCG	1317						
Davidson	1277						
<b>Assists</b>							
Georgia Southern	699						
Furman	691						
Samford	650						
Appalachian State	575						
The Citadel	562						
Wofford	560						
Western Carolina	559						
Elon	557						
UNCG	504						
Davidson	432						



Samford first baseman Caleb Bryson led the SoCon with 514 putouts and 54 double plays in 2014, contributing to the Bulldogs' league-best 58 DPs.



## INDIVIDUAL BATTING LEADERS

### Batting average

Casey Jones, ELON	.418
Hunter King, UNCG	.382
Lee Miller, DAV	.368
Sean Guite, UNCG	.366
Forrest Brandt, DAV	.364
Jordan McDonald, UNCG	.364
Michael Pierson, APP	.343
Garrett Chapman, GSU	.341
Bradley Strong, WCU	.339
Drew DeKerlegand, CIT	.338

### Slugging percentage

Casey Jones, ELON	.668
Forrest Brandt, DAV	.626
Lee Miller, DAV	.618
Nathan Becker, DAV	.579
Adam Martin, WCU	.574
Jacob Hoyle, WCU	.570
Jordan McDonald, UNCG	.564
Bradley Strong, WCU	.548
Dillon Dobson, APP	.545
Hunter King, UNCG	.538

### On base percentage

Casey Jones, ELON	.502
Bo Thompson, CIT	.468
Forrest Brandt, DAV	.455
Drew DeKerlegand, CIT	.452
Jordan McDonald, UNCG	.445
Hunter King, UNCG	.445
Lee Miller, DAV	.441
Sean Guite, UNCG	.440
Ryan Lowe, DAV	.435
Hunter Burton, FUR	.428

### Runs scored

Bradley Strong, WCU	58
Sean Guite, UNCG	52
Tyler Filliben, SAM	51
Forrest Brandt, DAV	50
Hunter Burton, FUR	49
Heath Quinn, SAM	49
Stryker Brown, GSU	49
Adam Martin, WCU	48
3 tied at	46

### Hits

Casey Jones, ELON	82
Bradley Strong, WCU	81
Drew McWhorter, SAM	78
Hunter Burton, FUR	78
Greg Harrison, FUR	77
Garrett Chapman, GSU	77
Aaron Mizell, GSU	76
Hunter King, UNCG	76
Mason Davis, CIT	75
4 tied at	74

### Runs batted in

Adam Martin, WCU	65
Caleb Bryson, SAM	58
Jacob Hoyle, WCU	53
Aaron Mizell, GSU	53
Bradley Strong, WCU	53
Casey Jones, ELON	53
Forrest Brandt, DAV	51
Drew McWhorter, SAM	50
Heath Quinn, SAM	48
Tyler Griffin, CIT	48

### Doubles

Heath Quinn, SAM	20
Bradley Strong, WCU	20
Casey Jones, ELON	20
Hunter King, UNCG	18
Seth Neely, WOF	17
Tyler Zupcic, APP	16
Michael Pierson, APP	16
Ryan Cleveland, GSU	16
Cody Jones, WCU	16
4 tied at	15

### Triples

Jaylin Davis, APP	7
Bradley Strong, WCU	6
Preston Troutman, APP	6
Tyler Filliben, SAM	5
Hunter Burton, FUR	5
Casey Jones, ELON	4
L.J. Kalawaia, UNCG	3
Tyler Stroup, APP	3
Sean Guite, UNCG	3
Drew DeKerlegand, CIT	3

### Home runs

Jacob Hoyle, WCU	14
Adam Martin, WCU	14
Aaron Mizell, GSU	13
Forrest Brandt, DAV	12
Nathan Becker, DAV	11
Dillon Dobson, APP	11
Tripp Martin, SAM	11
4 tied at	10

### Total bases

Aaron Mizell, GSU	132
Casey Jones, ELON	131
Bradley Strong, WCU	131
Jacob Hoyle, WCU	127
Heath Quinn, SAM	122
Drew McWhorter, SAM	121
Chris Ohmstede, FUR	119
Forrest Brandt, DAV	117
Adam Martin, WCU	116
Stryker Brown, GSU	112

### Walks

T.J. Dixon, SAM	41
Bo Thompson, CIT	41
Seth Neely, WOF	37
Casey Jones, ELON	37
Alec Paradowski, WOF	35
Hunter Burton, FUR	35
Ryan Lowe, DAV	33
Ben Morgan, GSU	32
Ryan Cleveland, GSU	32
Stryker Brown, GSU	32

### Hit by pitch

Bo Thompson, CIT	22
Greg Harrison, FUR	16
Drew DeKerlegand, CIT	13
Luke Gragg, WCU	12
Adam Martin, WCU	11
Tripp Martin, SAM	11
Conor Clancey, WOF	11
7 tied at	10

### Sac bunts

Hughston Armstrong, CIT	15
Ryan Cooper, ELON	9
Hunter Burton, FUR	9
Ryan Kilgallen, CIT	8
Aaron Attaway, WCU	8
Andy Moore, ELON	7
Heath Burton, FUR	7
Zac MacAneney, UNCG	7
6 tied at	6

### Sac flies

Mason Davis, CIT	8
Greg Harrison, FUR	7
Jacob Hoyle, WCU	7
Aaron Mizell, GSU	6
Jordan McDonald, UNCG	6
Adam Martin, WCU	6
Alex Abrams, FUR	6
Casey Jones, ELON	6
Bo Thompson, CIT	6
Johnathan Stokes, CIT	6

### Stolen bases

Hunter Burton, FUR	41
Mason Davis, CIT	27
Josh Hyman, WOF	24
Seth Neely, WOF	22
Ben Morgan, GSU	22
Eric Brenk, WOF	21
Bradley Strong, WCU	20
T.J. Dixon, SAM	19
Demetrius Jennings, WOF	17
Quinn Bower, ELON	16

### Total plate appearances

Hunter Burton, FUR	287
Aaron Mizell, GSU	286
Bradley Strong, WCU	278
Mason Davis, CIT	277
Hughston Armstrong, CIT	272
Greg Harrison, FUR	271
Bo Thompson, CIT	269
Jordan Simpson, FUR	268
Seth Neely, WOF	268
3 tied at	266

### At bats

Jordan Simpson, FUR	251
Aaron Mizell, GSU	246
Mason Davis, CIT	242
Bradley Strong, WCU	239
Cody Jones, WCU	237
Drew McWhorter, SAM	235
Hunter Burton, FUR	234
Chris Ohmstede, FUR	233
Greg Harrison, FUR	231
2 tied at	229

### Steal attempts

Hunter Burton, FUR	51
Mason Davis, CIT	33
Ben Morgan, GSU	30
Seth Neely, WOF	28
Eric Brenk, WOF	28
Josh Hyman, WOF	27
Bradley Strong, WCU	25
T.J. Dixon, SAM	25
Demetrius Jennings, WOF	21
Quinn Bower, ELON	20

### Strikeouts

Tripp Martin, SAM	73
Andrew Pope, DAV	73
Tyler Griffin, CIT	67
Heath Quinn, SAM	62
Caleb Bryson, SAM	58
Cody Jones, WCU	56
Adam Martin, WCU	55
Garrett Chapman, GSU	53
Forrest Brandt, DAV	53
Ryan Cleveland, GSU	49

### Caught stealing

Hunter Burton, FUR	10
Hughston Armstrong, CIT	10
Ben Morgan, GSU	8
Eric Brenk, WOF	7
Mason Davis, CIT	6
Sebastian Gomez, ELON	6
Seth Neely, WOF	6
T.J. Dixon, SAM	6
Jake Jones, FUR	6
6 tied at	5

### Grounded into DP

Johnathan Stokes, CIT	9
Julian Abreu, UNCG	8
Calvin Orth, CIT	8
Caleb Bryson, SAM	8
Seth Neely, WOF	7
J.D. Long, WCU	7
Chris Ohmstede, FUR	7
4 tied at	6



**Western Carolina catcher Adam Martin paced the SoCon with 65 RBIs in 2014, ranking seventh nationally. He would go on to be drafted in the 10th round of the MLB First-Year Player Draft by the Seattle Mariners.**

## INDIVIDUAL PITCHING LEADERS

### Earned run average

Jason Richman, GSU	1.20
Sam Howard, GSU	2.35
Josh Wirsu, GSU	2.53
Danny Mooney, DAV	2.75
Jeremy Null, WCU	2.94
Jordan Smith, WCU	3.26
Nick Neitzel, DAV	3.38
Ryan Clark, UNCG	3.68
Lucas Bakker, ELON	3.81
Matt Solter, FUR	3.90

### Opposing batting average

Danny Mooney, DAV	.203
Josh Wirsu, GSU	.209
Sam Howard, GSU	.230
Jeremy Null, WCU	.230
Nick Neitzel, DAV	.238
Ryan Clark, UNCG	.244
Jason Richman, GSU	.251
Matt Solter, FUR	.253
Jake Stalzer, ELON	.254
Matt McCall, GSU	.254

### Innings pitched

Jordan Smith, WCU	105.0
Alex Ledford, SAM	103.1
Tyler Moore, APP	103.0
Jeremy Null, WCU	101.0
Josh Wirsu, GSU	96.0
Sam Howard, GSU	95.2
Matthew Milburn, WOF	93.1
Ryan Clark, UNCG	93.0
Matt Solter, FUR	90.0
Jason Richman, GSU	89.2

### Batters struck out

Sam Howard, GSU	94
Jeremy Null, WCU	93
Josh Wirsu, GSU	92
Jesse Morris, WOF	84
Jordan Smith, WCU	82
Max Povse, UNCG	81
T.J. Fussell, WCU	81
Jason Richman, GSU	78
Luke Leftwich, WOF	78
Matthew Milburn, WOF	77

### Batters SO looking

Jordan Smith, WCU	37
Sam Howard, GSU	33
Max Povse, UNCG	32
Jeremy Null, WCU	32
Danny Mooney, DAV	31
Lucas Bakker, ELON	28
T.J. Fussell, WCU	26
Will Stillman, WOF	26
Luke Leftwich, WOF	26
Ryan Clark, UNCG	25

### Wins

Alex Ledford, SAM	11
Josh Wirsu, GSU	9
Tyler Moore, APP	9
Jesse Morris, WOF	9
Alex Abrams, FUR	8
Jordan Smith, WCU	8
5 tied at	7

### Saves

Skylar Hunter, CIT	15
Andres Gracia, SAM	14
Tyler Powell, WCU	13
Ryan Pennell, ELON	12
Eric Eck, WOF	12
Matt McCall, GSU	9
Michael Goldberg, DAV	8
Tyler Frazier, UNCG	4
Brant Masters, FUR	4
Will Stillman, WOF	4



*The Citadel's Skylar Hunter posted a SoCon-best 15 saves in 2014, good for a tie for third-most in a season in league history. With 28 saves through his first two seasons, Hunter enters his junior campaign sixth in league history and just one out of a tie for second. He is nine saves out of first place.*

### Appearances

Jason Richman, GSU	47
Matt McCall, GSU	40
Zach Sherrill, CIT	36
Ross White, CIT	35
Will Stillman, WOF	34
Brant Masters, FUR	32
Andres Gracia, SAM	30
Blair Betts, UNCG	30
Skylar Hunter, CIT	29
2 tied at	28

### Games started

Alex Ledford, SAM	16
Josh Wirsu, GSU	16
Jeremy Null, WCU	15
Sam Howard, GSU	15
Tyler Moore, APP	15
Matt Solter, FUR	15
Logan Cribb, CIT	15
Jordan Smith, WCU	15
Max Povse, UNCG	15
4 tied at	14

### Games finished

Skylar Hunter, CIT	28
Andres Gracia, SAM	27
Eric Eck, WOF	22
Tyler Powell, WCU	19
Ryan Pennell, ELON	18
Matt McCall, GSU	17
Jason Richman, GSU	17
Michael Goldberg, DAV	16
4 tied at	15

### Games in relief

Jason Richman, GSU	46
Matt McCall, GSU	37
Zach Sherrill, CIT	36
Ross White, CIT	35
Will Stillman, WOF	34
Brant Masters, FUR	32
Andres Gracia, SAM	30
Blair Betts, UNCG	30
Skylar Hunter, CIT	29
2 tied at	28

### Sac bunts allowed

Jake Stalzer, ELON	10
Connell Anderson, WOF	9
Matt Solter, FUR	9
Matt McCall, GSU	8
Matthew Milburn, WOF	8
Matt Harris, ELON	7
Taylor Thurber, APP	6
Jordan Smith, WCU	6
Jason Richman, GSU	6
7 tied at	5

### Sac flies allowed

Billy Greenfield, FUR	7
Rob Bain, DAV	6
Jake Stalzer, ELON	6
Jordan Accetta, WOF	6
Tyler Wood, FUR	6
Adam Swim, UNCG	6
7 tied at	5

### Losses

Austin Livingston, CIT	8
Taylor Thurber, APP	7
Matthew Milburn, WOF	6
Ryan Clark, UNCG	6
Jesse Morris, WOF	6
10 tied at	5

### Runners picked off

Matthew Milburn, WOF	5
Max Povse, UNCG	4
Sam Howard, GSU	4
Jeffrey Springs, APP	4
Lucas Bakker, ELON	4
7 tied at	3

### Wild pitches

Jacques de Gruy, FUR	13
Connell Anderson, WOF	12
T.J. Fussell, WCU	12
Elliott Warford, FUR	11
Jeffrey Springs, APP	9
Tyler Long, UNCG	9
Alex Ledford, SAM	9
Matthew Milburn, WOF	9
Sean Mason, APP	9
11 tied at	8

### Balks

Jacques de Gruy, FUR	5
Max Povse, UNCG	4
Tyler Moore, APP	3
Eric Alonzo, GSU	3
9 tied at	2

### Hit batters

Tyler Moore, APP	17
Jesse Morris, WOF	14
Max Povse, UNCG	14
Lucas Bakker, ELON	14
Alex Ledford, SAM	13
Dylan Thompson, UNCG	13
Ryan Clark, UNCG	13
Grant Fisher, ELON	12
Billy Greenfield, FUR	11
Luke Leftwich, WOF	11

### Intentional BB allowed

Michael Goldberg, DAV	3
Skylar Hunter, CIT	3
Adam Swim, UNCG	3
9 tied at	2

### Hits allowed

Nick Neitzel, DAV	55
Danny Mooney, DAV	56
Bryan Sammons, WCU	62
Matt McCall, GSU	63
Dylan Thompson, UNCG	64
Jacques de Gruy, FUR	67
T.J. Fussell, WCU	70
Michael Elefante, ELON	70
Jamie Nunn, APP	70
Jake Stalzer, ELON	72

### Runs allowed

Jason Richman, GSU	26
Matt McCall, GSU	31
Nick Neitzel, DAV	33
Bryan Sammons, WCU	34
Sam Howard, GSU	35
Danny Mooney, DAV	37
Tyler Wood, FUR	39
Jeremy Null, WCU	40
Michael Elefante, ELON	42
Connell Anderson, WOF	42

### Earned runs allowed

Jason Richman, GSU	12
Danny Mooney, DAV	22
Nick Neitzel, DAV	23
Sam Howard, GSU	25
Josh Wirsu, GSU	27
Matt McCall, GSU	29
Bryan Sammons, WCU	30
Jeremy Null, WCU	33
Connell Anderson, WOF	33
Jake Stalzer, ELON	34

### Walks allowed

Rob Bain, DAV	15
Jason Richman, GSU	16
Michael Elefante, ELON	19
Tyler Wood, FUR	19
Danny Mooney, DAV	20
Matt McCall, GSU	20
Jesse Morris, WOF	21
T.J. Fussell, WCU	21
Dylan Thompson, UNCG	22
Sam Howard, GSU	22



## INDIVIDUAL PITCHING LEADERS (CONTINUED)

<b>Doubles allowed</b>		<b>Triples allowed</b>		<b>Home runs allowed</b>	
Josh Wirsu, GSU	8	Matt McCall, GSU	0	Max Povse, UNCG	1
Max Povse, UNCG	9	Ryan Clark, UNCG	0	Dylan Thompson, UNCG	1
Jeremy Null, WCU	9	Bryan Sammons, WCU	0	Connell Anderson, WOF	1
Jacques de Gruy, FUR	11	Connell Anderson, WOF	0	Bryan Sammons, WCU	2
Luke Leftwich, WOF	12	Sam Howard, GSU	0	Jason Richman, GSU	2
Dylan Thompson, UNCG	12	Luke Leftwich, WOF	0	Danny Mooney, DAV	2
Alex Ledford, SAM	12	Josh Wirsu, GSU	0	Matt Solter, FUR	3
Jamie Nunn, APP	12	Jake Stalzer, ELON	1	Matthew Milburn, WOF	3
T.J. Fussell, WCU	12	Jesse Morris, WOF	1	Lucas Bakker, ELON	4
Sam Howard, GSU	13	Logan Cribb, CIT	1	Michael Elefante, ELON	4

## INDIVIDUAL FIELDING LEADERS

<b>Fielding percentage</b>	
Bradley Morton, APP	1.000
Bo Thompson, CIT	1.000
Kody Ruedisili, WOF	1.000
Jake Jones, FUR	1.000
Carter Grote, FUR	1.000
Jared Watson, SAM	1.000
Ryan Lowe, DAV	1.000
Jordan Wren, SAM	1.000
Conor Clancey, WOF	.998
Drew McWhorter, SAM	.997

<b>Chances</b>	
Caleb Bryson, SAM	553
Greg Harrison, FUR	517
Ryan Cleveland, GSU	499
Jacob Hoyle, WCU	485
Chase Griffin, GSU	429
Calvin Orth, CIT	429
Julian Abreu, UNCG	410
Conor Clancey, WOF	404
Drew McWhorter, SAM	385
Ryan Kilgallen, CIT	349

<b>Putouts</b>	
Caleb Bryson, SAM	514
Greg Harrison, FUR	482
Ryan Cleveland, GSU	456
Jacob Hoyle, WCU	453
Calvin Orth, CIT	395
Julian Abreu, UNCG	386
Conor Clancey, WOF	380
Chase Griffin, GSU	376
Drew McWhorter, SAM	332
Ryan Kilgallen, CIT	300

<b>Assists</b>	
Jordan Simpson, FUR	182
Tyler Filliben, SAM	178
Hunter Burton, FUR	175
Mason Davis, CIT	174
Bradley Strong, WCU	159
Ben Morgan, GSU	154
Johnathan Stokes, CIT	152
Dalton Busby, GSU	148
Michael Pierson, APP	141
Sebastian Gomez, ELON	138

<b>Fielding double plays</b>	
Caleb Bryson, SAM	54
Greg Harrison, FUR	45
Jacob Hoyle, WCU	42
Tyler Filliben, SAM	40
Jordan Simpson, FUR	37
Hunter Burton, FUR	35
Ryan Cleveland, GSU	34
Bradley Strong, WCU	33
Julian Abreu, UNCG	33
4 tied at	29



*Furman second baseman Jordan Simpson led the SoCon with 182 assists in 2014.*

<b>Passed balls</b>		<b>Steal attempts against</b>		<b>Caught stealing by</b>	
Danny Lynch, ELON	16	Chase Griffin, GSU	72	Chase Griffin, GSU	17
Jake Hall, UNCG	11	Ryan Kilgallen, CIT	70	Andrew MacLatchie, FUR	14
Chris Hall, ELON	10	Ozzy Gonzalez, APP	53	Drew McWhorter, SAM	13
Drew McWhorter, SAM	10	Drew McWhorter, SAM	50	Ryan Kilgallen, CIT	13
Chase Griffin, GSU	9	Andrew MacLatchie, FUR	50	Matt Ramsay, WOF	12
Daniel Gerow, DAV	7	Daniel Gerow, DAV	50	Daniel Gerow, DAV	12
Adam Martin, WCU	7	Matt Ramsay, WOF	45	Jake Kusz, UNCG	12
4 tied at	6	Jake Hall, UNCG	39	Adam Martin, WCU	12
		Jake Kusz, UNCG	38	Ozzy Gonzalez, APP	10
		Zach Hummel, APP	34	3 tied at	9
<b>Catchers interference</b>		<b>Stolen bases against</b>		<b>Errors</b>	
Ozzy Gonzalez, APP	3	Ryan Kilgallen, CIT	57	Sam Foy, DAV	21
Chris Hall, ELON	2	Chase Griffin, GSU	55	Hunter Burton, FUR	19
Andrew MacLatchie, FUR	1	Ozzy Gonzalez, APP	43	Sean Guite, UNCG	19
Jake Kusz, UNCG	1	Daniel Gerow, DAV	38	Garrett Chapman, GSU	18
Danny Bermudez, WCU	1	Drew McWhorter, SAM	37	Johnathan Stokes, CIT	18
Luke Feisal, WOF	1	Andrew MacLatchie, FUR	36	Eric Brenk, WOF	18
Chase Griffin, GSU	1	Matt Ramsay, WOF	33	Dalton Busby, GSU	17
Jake Sidwell, DAV	1	Jake Hall, UNCG	30	Dillon Dobson, APP	17
C.J. Brazil, GSU	1	Zach Hummel, APP	27	Tripp Martin, SAM	17
		Luke Feisal, WOF	27	2 tied at	15

## REGULAR-SEASON CHAMPIONS

Year	School	W	L	Pct.	Year	School	W	L	Pct.	Year	School	W	L	Pct.
1954	Virginia Tech	10	4	.714	1982	The Citadel	14	2	.875	2008	College of Charleston	20	7	.741
1955	West Virginia	7	2	.778	1983	The Citadel	12	2	.857	2009	Elon	19	8	.704
1956	George Washington	8	3	.727	1984	N-Appalachian State	12	2	.857	2010	Elon	23	4	.852
1957	George Washington	12	1	.923		S-Western Carolina	13	3	.813	2011	The Citadel	24	6	.800
1958	Richmond	9	2	.818	1985	N-Appalachian State	14	3	.824	2012	Elon	23	7	.767
	George Washington	9	2	.818		S-Davidson	11	5	.688		Appalachian State	21	9	.700
1959	George Washington	7	2	.778	1986	N-Appalachian State	15	2	.882		College of Charleston	21	9	.700
1960	The Citadel	8	2	.800		S-Western Carolina	12	5	.706	2013	Western Carolina	23	7	.767
	Richmond	8	2	.800	1987	N-Appalachian State	10	2	.833	2014	Western Carolina	20	6	.769
1961	West Virginia	8	2	.800		S-Western Carolina	13	3	.813					
1962	West Virginia	9	2	.818	1988	N-VMI	11	7	.611					
1963	West Virginia	13	1	.929		S-Western Carolina	14	3	.824					
1964	West Virginia	14	2	.875	1989	Western Carolina	10	5	.667					
1965	Furman	9	2	.818	1990	The Citadel	13	1	.920					
1966	East Carolina	12	3	.800	1991	The Citadel	16	2	.889					
1967	West Virginia	13	3	.813	1992	Western Carolina	17	4	.810					
1968	East Carolina	8	1	.889	1993	Georgia Southern	18	5	.783					
1969	Furman	11	3	.786	1994	Western Carolina	19	4	.826					
1970	East Carolina	13	6	.684	1995	The Citadel	19	5	.792					
1971	The Citadel	11	5	.688	1996	Georgia Southern	17	3	.850					
	Furman	11	5	.688	1997	Georgia Southern	18	6	.750					
1972	Richmond	13	3	.813		Western Carolina	18	6	.750					
1973	Appalachian State	11	3	.786	1998	UNCG	22	5	.815					
1974	East Carolina	12	2	.857	1999	The Citadel	24	5	.828					
1975	The Citadel	11	3	.786	2000	Georgia Southern	23	7	.767					
1976	Furman	11	2	.846		The Citadel	23	7	.767					
1977	East Carolina	15	1	.938	2001	Georgia Southern	21	9	.700					
1978	Marshall	11	1	.917	2002	The Citadel	22	8	.733					
1979	The Citadel	13	3	.813	2003	Western Carolina	22	8	.733					
1980	ETSU	14	1	.933	2004	College of Charleston	25	5	.833					
1981	ETSU	12	4	.750	2005	College of Charleston	27	3	.900					
	Marshall	12	4	.750	2006	Elon	21	6	.778					
	Western Carolina	12	4	.750	2007	Western Carolina	20	7	.741					

## REGULAR-SEASON CHAMPIONSHIPS BY SCHOOL

(Current schools)

The Citadel	13
Western Carolina	13
Furman	4
ETSU	2
UNCG	1
VMI	1

(Former schools)

Appalachian State	6
West Virginia	6
East Carolina	5
Georgia Southern	5
College of Charleston	4
Elon	4
George Washington	4
Richmond	3
Marshall	2
Davidson	1
Virginia Tech	1

1954	Conference	Overall
	W	L
Virginia Tech*	10	4
George Washington	6	4
VMI	6	4
Richmond	6	4
The Citadel	3	2
West Virginia	5	4
Davidson	3	4
Furman	2	4
Washington & Lee	4	9
William & Mary	2	8

1955	Conference	Overall
	W	L
West Virginia*	7	2
George Washington	8	3
Virginia Tech	8	4
The Citadel	6	3
Davidson	5	3
Richmond	5	5
VMI	6	7
William & Mary	4	7
Washington & Lee	3	12
Furman	1	7

1956	Conference	Overall
	W	L
George Washington*	8	3
West Virginia	6	3
Furman	4	2
Richmond	6	4
VMI	7	7
Virginia Tech	7	7
William & Mary	6	7
The Citadel	4	5
Washington & Lee	5	9
Davidson	3	9

1957	Conference	Overall
	W	L
George Washington*	12	1
Furman	5	3
William & Mary	8	7
Virginia Tech	8	7
West Virginia	4	5
Richmond	6	8
The Citadel	3	4
VMI	4	6
Washington & Lee	4	7
Davidson	3	9

1958	Conference	Overall
	W	L
Richmond*	9	2
George Washington*	9	2
The Citadel	7	3
Davidson	7	4
West Virginia	5	3
Virginia Tech	6	7
Furman	3	5
Washington & Lee	2	8
VMI	2	8
William & Mary	1	9

1959	Conference	Overall
	W	L
George Washington*	7	2
Richmond	7	3
The Citadel	6	3
Virginia Tech	9	5
West Virginia	8	5
Furman	4	5
VMI	5	10
Davidson	3	7
William & Mary	2	11

1960	Conference	Overall
	W	L
Richmond*	8	2
The Citadel*	8	2
West Virginia	6	4
Furman	6	4
Virginia Tech	7	6
George Washington	5	5
VMI	5	8
Davidson	3	5
William & Mary	2	14

1961	Conference	Overall
	W	L
West Virginia*	8	2
Richmond	7	3
Furman	7	3
Virginia Tech	7	6
VMI	6	6
Davidson	6	6
The Citadel	5	6
George Washington	2	7
William & Mary	2	11

1962	Conference	Overall
	W	L
West Virginia*	9	2
Richmond	8	3
Furman	6	3
Virginia Tech	7	5
VMI	7	7
George Washington	4	6
The Citadel	3	7
Davidson	3	7
William & Mary	3	10

# YEARLY STANDINGS



1963	Conference		Overall	
	W	L	W	L
West Virginia*	13	1	30	3
Virginia Tech	10	1	14	7
Richmond	9	5	10	8
VMI	7	7	14	11
The Citadel	4	7	9	10
George Washington	4	8	4	13
Furman	3	7	7	16
Davidson	4	10	8	18
William & Mary	1	9	2	14

1964	Conference		Overall	
	W	L	W	L
West Virginia*	14	2	24	5
Furman	10	3	17	11
Davidson	9	5	14	13#
Virginia Tech	9	6	12	10
Richmond	5	7	8	11
George Washington	5	8	6	12
VMI	5	9	10	12
The Citadel	3	10	7	12
William & Mary	2	12	2	14

1965	Conference		Overall	
	W	L	W	L
Furman*	9	2	12	14
West Virginia	10	4	19	9
Richmond	10	5	13	10
VMI	8	6	15	9
The Citadel	9	7	12	12
George Washington	4	6	9	7
Virginia Tech	5	11	10	13
Davidson	5	11	8	24
William & Mary	3	11	4	30

1966	Conference		Overall	
	W	L	W	L
East Carolina*	12	3	17	10
West Virginia	12	4	26	7
George Washington	9	5	13	6
William & Mary	10	6	12	15
Richmond	7	5	17	6
VMI	6	10	10	13
Davidson	5	11	10	24
The Citadel	3	9	8	16
Furman	2	13	4	25

1967	Conference		Overall	
	W	L	W	L
West Virginia*	13	3	22	9
East Carolina	13	3	23	6
Richmond	10	5	13	9
William & Mary	8	8	17	13
VMI	7	9	9	10
Furman	6	8	8	18
The Citadel	6	9	9	15
George Washington	2	10	6	13
Davidson	2	12	3	20

\*Regular season champion. Won playoff

1968	Conference		Overall	
	W	L	W	L
East Carolina*	8	1	21	11
William & Mary	5	3	21	14
Richmond	4	3	9	11
Furman	5	4	14	13
West Virginia	4	4	9	8
The Citadel	4	5	16	10
George Washington	3	4	12	7
VMI	3	5	7	8
Davidson	1	8	3	23

1969	Conference		Overall	
North	W	L	W	L
VMI	9	8	10	12
William & Mary	8	7	15	13
George Washington	7	7	13	16
Richmond	3	9	6	12

South	W	L	W	L
Furman*	11	3	18	15#
The Citadel	10	6	18	10
East Carolina	7	7	15	13
Davidson	3	11	8	18#

1970	Conference		Overall	
North	W	L	W	L
William & Mary	9	6	17	16
George Washington	11	8	17	18
Richmond	5	9	9	12
VMI	4	9	6	13

South	W	L	W	L
East Carolina*	13	6	18	11
Furman	9	6#	18	11^
The Citadel	6	8#	15	12#
Davidson	5	10	10	15

1971	Conference		Overall	
	W	L	W	L
The Citadel*	11	5	22	9
Furman*	11	5	21	12
Richmond	10	6	14	13
William & Mary	10	6	14	13
East Carolina	8	6	18	15
Davidson	6	8	15	19
VMI	6	8	12	18


1972	Conference		Overall	
	W	L	W	L
Richmond*	13	3	21	6
East Carolina	11	5	19	10
Furman	10	6	19	13#
The Citadel	9	7	17	13
William & Mary	5	9	15	18
Davidson	3	11	11	20
VMI	3	13	6	19
Appalachian State	0	0	12	14

1973	Conference		Overall	
	W	L	W	L
Appalachian State*	11	3	14	10
East Carolina	10	4	16	8
Richmond	8	5	16	8
The Citadel	8	6	16	8
William & Mary	6	6	11	15
Furman	6	6	16	15
Davidson	1	10	8	15
VMI	0	10	3	14

1974	Conference		Overall	
	W	L	W	L
East Carolina*	12	2	17	13
Richmond	9	5	22	12
Appalachian State	9	5	20	13
The Citadel	7	7	17	11
Davidson	6	8	10	15
William & Mary	5	9	8	17
VMI	5	9	6	14
Furman	3	11	14	20

1975	Conference		Overall	
	W	L	W	L
The Citadel*	11	3	21	9
Davidson	10	4	21	15
East Carolina	9	5	16	12
Furman	8	6	10	12
Richmond	8	6	17	16
Appalachian State	6	8	19	16
William & Mary	3	11	10	18
VMI	1	13	2	18

1976	Conference		Overall	
	W	L	W	L
Furman*	11	2	23	16
Richmond	9	5	20	12
The Citadel	7	4	18	9
East Carolina	7	6	22	7
William & Mary	5	5	13	20
Davidson	5	8	10	22
Appalachian State	4	8	24	14
VMI	2	12	6	23



Wake Forest second baseman Charles Teague was a three-time All-American and three-time All-Southern Conference selection from 1947-50. In 1949, he helped the Demon Deacons to the College World Series championship game. He was named to the SoCon's 75th anniversary team in 1995 and was posthumously inducted into National College Baseball Hall of Fame in 2010 and the SoCon Hall of Fame in 2014.



1977	Conference		Overall	
	W	L	W	L
East Carolina*	15	1	30	12
Western Carolina	14	2	27	5
The Citadel	10	4	21	11
Marshall	8	8	20	21
William & Mary	7	9	15	25
Appalachian State	6	10	21	14
Davidson	5	11	15	25
Furman	3	13	14	30
VMI	2	12	5	19
Chattanooga	0	0	23	14

1978	Conference		Overall	
	W	L	W	L
Marshall*	11	1	27	13
Appalachian State	10	4	24	10
The Citadel	9	5	30	9
Western Carolina	8	5	20	13#
Furman	6	7	13	18
Chattanooga	5	9	25	18
Davidson	4	8	15	26
VMI	4	8	15	26

1979	Conference		Overall	
	W	L	W	L
The Citadel*	13	3	27	15
Appalachian State	10	5	20	22
ETSU	10	5	29	23
Marshall	10	6	23	15#
Furman	9	7	16	16
Western Carolina	6	7	13	15
Chattanooga	6	10	16	15
Davidson	5	11	13	23
VMI	0	15	6	25

1980	Conference		Overall	
	W	L	W	L
ETSU*	14	1	39	7#
Marshall	10	3	17	11
Appalachian State	10	5	17	19
Western Carolina	8	5	22	15
The Citadel	9	6	23	14
Davidson	7	8	15	24
Furman	2	10	7	22
Chattanooga	1	11	12	20
VMI	0	12	4	22

1981	Conference		Overall	
	W	L	W	L
Western Carolina*	12	4	25	14
ETSU*	12	4	44	17
Marshall*	12	4	22	17
The Citadel	11	5	31	13
Appalachian State	8	8	35	17#
Davidson	7	9	18	26
Chattanooga	6	10	28	24
Furman	4	12	11	33
VMI	0	16	3	37

1982	Conference		Overall	
	W	L	W	L
The Citadel*	14	2	40	8
Western Carolina	12	4	28	12
ETSU	10	4	34	19
Appalachian State	8	8	30	21
Marshall	8	8	17	21
VMI	6	10	11	29
Furman	4	10	15	19#
Chattanooga	4	10	12	20
Davidson	2	12	13	26

1983	Conference		Overall	
	W	L	W	L
The Citadel*	12	2	34	10
ETSU	9	3	20	18
Western Carolina	9	5	25	20
Appalachian State	7	7	33	14
Marshall	7	7	19	14
VMI	5	9	11	25
Davidson	3	11	11	24
Furman	2	10	4	22

1984	Conference		Overall	
	W	L	W	L
Appalachian State*+	12	2	35	7
VMI	6	7	16	18
Marshall	5	8	11	16
ETSU	3	9	9	19

South	Conference		Overall	
	W	L	W	L
Western Carolina*	13	3	37	20
The Citadel	12	5	26	21
Davidson	5	12	12	16#
Furman	4	14	16	19

1985	Conference		Overall	
	W	L	W	L
Appalachian State*	14	3	35	13
Marshall	10	8	26	18#
VMI	8	10	16	24
ETSU	3	14	10	31

South	Conference		Overall	
	W	L	W	L
Davidson*	11	5	24	19
Western Carolina+	11	6	37	35
The Citadel	8	10	29	20
Furman	4	13	16	29

1986	Conference		Overall	
	W	L	W	L
Appalachian State*	15	2	40	13#
ETSU	9	9	21	21
VMI	7	11	15	25
Marshall	4	13	15	18

South	Conference		Overall	
	W	L	W	L
Western Carolina*+	12	5	33	28
Davidson	10	8	21	20#
The Citadel	9	9	29	20
Furman	4	13	15	24

1987	Conference		Overall	
	W	L	W	L
Appalachian State*	10	2	26	13
VMI	8	4	16	16#
Marshall	5	7	16	17
ETSU	1	11	9	19#

South	Conference		Overall	
	W	L	W	L
Western Carolina*+	13	3	36	20
Davidson	10	7	25	17
The Citadel	6	12	19	31
Furman	5	12	11	26#

1988	Conference		Overall	
	W	L	W	L
VMI*	11	7	20	20
Appalachian State	9	7	29	17
Marshall	7	9	23	17
ETSU	7	11	16	35

South	Conference		Overall	
	W	L	W	L
Western Carolina*+	14	3	38	24
The Citadel	12	6	33	20
Davidson	7	11	28	26
Furman	2	15	8	29

1989	Conference		Overall	
	W	L	W	L
Western Carolina*+	10	5	23	31
Marshall	8	5	16	14
Appalachian State	9	7	29	13
VMI	8	7	16	23
The Citadel	8	9	30	20
Furman	5	10	13	21
ETSU	5	10	10	21

1990	Conference		Overall	
	W	L	W	L
The Citadel*+	13	1	46	14
Western Carolina	10	7	37	25
Marshall	10	7	20	19
VMI	6	8	12	26
Appalachian State	6	9	19	22#
Furman	6	11	20	24
ETSU	4	12	10	31

1991	Conference		Overall	
	W	L	W	L
The Citadel*	16	2	34	19#
Western Carolina	11	3	36	26
Marshall	9	7	16	26
Furman+	6	5	26	26
Appalachian State	5	8	28	21
ETSU	5	13	23	29
VMI	1	15	2	35#

1992	Conference		Overall	
	W	L	W	L
Western Carolina*+	17	4	44	21#
Georgia Southern	15	6	31	27
ETSU	11	8	31	20
The Citadel	10	9	35	20
Furman	11	10	21	31
Appalachian State	6	14	17	34
Marshall	5	13	15	26
VMI	4	15	11	39

1993	Conference		Overall	
	W	L	W	L
Georgia Southern*	18	5	38	21
Western Carolina+	15	6	34	28
The Citadel	13	9	32	25
ETSU	11	8	21	17
Davidson	11	9	20	28
Appalachian State	8	12	15	27
Marshall	9	14	13	27
VMI	5	15	20	29
Furman	4	16	17	22

1994	Conference		Overall	
	W	L	W	L
Western Carolina*	19	4	45	18
Georgia Southern	15	7	31	25
Marshall	12	9	23	20
ETSU	12	11	19	21
The Citadel+	11	13	32	34
Appalachian State	10	13	22	26
VMI	10	13	21	29
Davidson	10	14	20	31
Furman	4	19	9	35

1995	Conference		Overall	
	W	L	W	L
The Citadel*+	19	5	39	21
Georgia Southern	14	10	35	24
Western Carolina	13	11	32	24
Davidson	12	12	19	32
ETSU	11	12	25	27
Appalachian State	10	13	17	30
VMI	10	14	19	28
Marshall	9	15	12	38
Furman	9	15	16	32

# YEARLY STANDINGS



	Conference		Overall	
	W	L	W	L
Georgia Southern*+	17	3	46	14
Western Carolina	17	7	32	24#
Furman	15	9	26	29
The Citadel	13	10	33	26
Appalachian State	12	10	27	19
ETSU	11	12	26	24
VMI	7	16	17	29
Davidson	6	18	16	33
Marshall	4	17	7	35#

	Conference		Overall	
	W	L	W	L
Western Carolina*+	18	6	42	20
Georgia Southern*	18	6	34	26
The Citadel	16	7	37	21
Furman	13	11	29	23#
ETSU	11	11	21	24
Davidson	8	15	18	34
Appalachian State	8	16	16	32
VMI	6	13	13	35
Marshall	4	17	7	39

	Conference		Overall	
	W	L	W	L
UNCG*	22	5	40	18
The Citadel+	21	5	37	24
Western Carolina	20	6	45	15
Furman	12	12	21	27#
Wofford	10	12	15	32
Georgia Southern	9	15	22	30
Davidson	8	16	13	38
ETSU	8	18	18	31
VMI	7	17	14	35
Appalachian State	6	17	13	28

	Conference		Overall	
	W	L	W	L
The Citadel*+	24	5	41	20
College of Charleston	19	10	31	24
Western Carolina	18	10	36	23#
ETSU	18	11	29	25
UNCG	16	12	29	26
Georgia Southern	13	15	29	29
VMI	13	16	22	27
Furman	13	17	22	35
Appalachian State	10	20	14	38
Davidson	9	21	11	37#
Wofford	7	23	14	36

	Conference		Overall	
	W	L	W	L
Georgia Southern*+	23	7	38	23
The Citadel*	23	7	39	20
UNCG	20	9	34	24
Furman	15	13	27	31#
ETSU	15	15	21	31
College of Charleston	14	15	28	28#
Davidson	14	15	26	28
Appalachian State	11	17	17	38#
VMI	11	19	19	30
Western Carolina	8	22	15	38
Wofford	7	22	16	38

	Conference		Overall	
	W	L	W	L
Georgia Southern*	21	9	42	20
The Citadel+	20	10	38	24
Furman	18	11	30	25
Western Carolina	18	11	30	26
UNCG	17	12	31	28
Appalachian State	12	14	21	32
ETSU	13	17	23	32
College of Charleston	10	16	24	28
Wofford	9	17	17	31
Davidson	10	20	19	32
VMI	8	19	15	32

	Conference		Overall	
	W	L	W	L
The Citadel*	22	8	31	26
Western Carolina	20	10	33	23
College of Charleston	19	11	36	22
Georgia Southern+	18	11	39	25
UNCG	17	11	33	22
Furman	14	16	26	34
Wofford	14	16	26	31
ETSU	13	16	21	36
Davidson	13	16	21	29
Appalachian State	10	19	16	34
VMI	1	27	10	41

	Conference		Overall	
	W	L	W	L
Western Carolina*+	22	8	43	21
Georgia Southern	19	10	39	21
The Citadel	19	11	32	25
UNCG	17	13	39	21
Furman	17	13	32	24
College of Charleston	17	13	31	27
VMI	16	14	24	28
Davidson	12	17	18	27
ETSU	9	20	15	36
Appalachian State	8	22	14	36
Wofford	7	22	9	40

	Conference		Overall	
	W	L	W	L
College of Charleston*	25	5	47	16
Georgia Southern	21	9	34	25
The Citadel+	21	9	39	28
Elon	17	13	31	28
UNCG#	16	14	33	21
ETSU	15	15	28	30
Davidson	13	17	20	33
Western Carolina	12	18	28	31
Furman	11	19	21	33
Wofford	8	22	17	30
Appalachian State	6	24	10	43

	Conference		Overall	
	W	L	W	L
College of Charleston*	27	3	48	15
Georgia Southern	18	11	38	22
Western Carolina	18	12	33	23
Elon	18	12	32	25
UNCG	17	13	31	22
The Citadel	14	16	25	34
ETSU	13	16	31	22
Furman+	13	16	30	29
Davidson	13	17	26	24
Wofford	7	23	17	37
Appalachian State	5	24	10	42

	Conference		Overall	
	W	L	W	L
Elon*	21	6	45	18
College of Charleston+	20	7	46	17
Furman	16	11	32	23
Georgia Southern	16	11	31	27
The Citadel	15	12	34	27
Western Carolina	14	13	33	27
UNCG	13	14	26	33
Appalachian State	9	18	24	31
Davidson	6	21	18	33
Wofford	5	22	20	37

	Conference		Overall	
	W	L	W	L
Western Carolina*	20	7	42	20
College of Charleston*	20	7	39	19
Elon	15	12	32	29
Appalachian State	14	13	33	26
UNCG	14	13	30	30
Georgia Southern	13	14	34	28
The Citadel	12	15	34	27
Furman	11	16	19	36
Wofford+	8	19	20	33
Davidson	8	19	19	34

	Conference		Overall	
	W	L	W	L
Elon*+	19	8	44	18
College of Charleston	18	9	39	20
Furman	17	10	33	24
Georgia Southern	16	11	33	25
UNCG	15	12	33	27
Appalachian State	14	13	32	27
Western Carolina	14	13	29	28
The Citadel	12	15	28	28
Wofford	6	21	24	35
Davidson	4	23	12	38

	Conference		Overall	
	W	L	W	L
Elon*	23	4	41	18
Georgia Southern +	20	8	42	17
The Citadel	20	10	37	22
Western Carolina	19	10	35	22
College of Charleston	17	13	35	22
Appalachian State	15	13	33	21
Davidson	11	16	18	31
Furman	10	20	24	31
Samford	9	21	17	35
UNCG	7	21	20	29
Wofford	7	22	17	32



The 2009 Southern Conference Baseball Championship was contested at Fluor Field in Greenville, S.C., for the first time, with Georgia Southern winning the title. The tournament returned to Fluor Field in 2012 and 2013, with Samford and Elon winning, respectively.

2010	Conference		Overall	
	W	L	W	L
The Citadel *+	24	6	43	22
College of Charleston	22	8	44	19
Elon	19	11	38	24
Georgia Southern	19	11	34	24
Samford	17	12	31	25
Western Carolina	16	13#	37	21#
Appalachian State	14	14#	38	18#
Furman	11	19	19	37
Wofford	9	21	17	38
UNCG	7	23	20	33
Davidson	5	25	19	32

2011	Conference		Overall	
	W	L	W	L
Elon *	23	7	36	21
UNCG	22	8	34	20
College of Charleston	18	12	39	22
Samford	18	12	37	23
Georgia Southern +	18	12	36	26
Appalachian State	15	15	33	27
Furman	13	16	24	33
Western Carolina	12	18	23	31#
Wofford	9	21	22	33
Davidson	8	21	18	30
The Citadel	8	22	20	36

2012	Conference		Overall	
	W	L	W	L
Appalachian State *	21	9	41	18
College of Charleston *	21	9	38	22
Elon	20	10	33	26
Samford +	19	11	41	23
Western Carolina	16	14	32	24
Georgia Southern	15	15	33	27
Furman	13	17	28	31
The Citadel	13	17	25	33
UNCG	10	20	25	27
Wofford	9	21	22	32
Davidson	8	22	17	31

2013	Conference		Overall	
	W	L	W	L
Western Carolina*	23	7	39	20
College of Charleston	18	11	31	26
Elon+	18	11	34	30
Citadel	18	12	35	25
Appalachian State	13	14	30	24
Furman	14	16	32	25
Georgia Southern	13	17	27	32
Samford	12	17	27	30
Davidson	12	18	18	31
UNCG	11	19	24	31
Wofford	10	20	20	36

2014	Conference		Overall	
	W	L	W	L
Western Carolina*	20	6	37	18
Davidson	17	8	29	19
Georgia Southern+	15	12	40	23
Samford	15	12	35	25
Wofford	12	14	32	28
Appalachian State	12	14	21	34
Elon	12	15	27	26
Furman	11	15	26	33
UNCG	8	16	21	28
The Citadel	8	18	24	34

\* - Conference champion  
 + - Tournament champion  
 # - Includes tie game  
 ^ - Includes two tied games



*The SoCon Baseball Championship returned to Joseph P. Riley, Jr. Park in Charleston, S.C., for the 2014 tournament. "The Joe" will also host the 2015 edition of the tournament.*



## TOURNAMENT RESULTS

Year	Champion (seed)	Games	Attendance	Average	Site
1984	Appalachian State (1N)	5			Cullowhee, N.C.
1985	Western Carolina (2S)	7			Boone, N.C.
1986	Western Carolina (1S)	6			Cullowhee, N.C.
1987	Western Carolina (1S)	6			Asheville, N.C.
1988	Western Carolina (1S)	6			Asheville, N.C.
1989	Western Carolina (1)	7			Asheville, N.C.
1990	The Citadel (1)	13			Charleston, S.C.
1991	Furman (4)	13			Charleston, S.C.
1992	Western Carolina (1)	15			Charleston, S.C.
1993	Western Carolina (2)	15			Charleston, S.C.
1994	The Citadel (5)	14			Charleston, S.C.
1995	The Citadel (1)	14			Charleston, S.C.
1996	Georgia Southern (1)	14			Charleston, S.C.
1997	Western Carolina (1)	14	15,295	1,093	Charleston, S.C.
1998	The Citadel (2)	14	22,644	1,617	Charleston, S.C.
1999	The Citadel (1)	14	26,187	1,871	Charleston, S.C.
2000	Georgia Southern (1)	14	26,300	1,879	Charleston, S.C.
2001	The Citadel (2)	14	27,788	1,985	Charleston, S.C.
2002	Georgia Southern (4)	15	22,696	1,513	Charleston, S.C.
2003	Western Carolina (1)	15	20,212	1,347	Charleston, S.C.
2004	The Citadel (3)	15	35,150	2,343	Charleston, S.C.
2005	Furman (8)	14	26,707	1,908	Charleston, S.C.
2006	College of Charleston (2)	16	28,206	1,763	Charleston, S.C.
2007	Wofford (9)	15	30,834	2,056	Charleston, S.C.
2008	Elon (1)	15	15,144	1,010	Charleston, S.C.
2009	Georgia Southern (2)	14	17,820	1,273	Greenville, S.C.
2010	The Citadel (1)	14	21,511	1,537	Charleston, S.C.
2011	Georgia Southern (4)	14	11,860	847	Charleston, S.C.
2012	Samford (4)	13	18,336	1,410	Greenville, S.C.
2013	Elon (3)	14	8,985	642	Greenville, S.C.
2014	Georgia Southern (4)	16	6,476	405	Charleston, S.C.

## TOURNAMENT COMPOSITE RECORDS

Team	Won	Lost	Pct.
The Citadel	69	35	.663
ETSU	14	33	.298
Furman	38	39	.494
UNCG	19	25	.432
Samford	11	6	.647
VMI	13	27	.325
Western Carolina	67	46	.593
Wofford	9	8	.529

### Former members

Appalachian State	32	47	.405
Davidson	7	31	.184
Elon	24	18	.571
Georgia Southern	59	36	.621
College of Charleston	26	27	.491
Marshall	8	16	.333

## TOP 10 SINGLE-GAME ATTENDANCE FIGURES

Att.	Opponents	Year
5,419	The Citadel vs. College of Charleston	2003
4,960	The Citadel vs. Western Carolina	1999
4,895	The Citadel vs. Western Carolina	2010
4,892	The Citadel vs. College of Charleston	1999
4,625	The Citadel vs. Western Carolina	2004
4,567	The Citadel vs. UNCG	2001
4,462	The Citadel vs. College of Charleston	2006
4,449	The Citadel vs. Georgia Southern	2001
4,312	The Citadel vs. Georgia Southern	2000
4,127	The Citadel vs. College of Charleston	2000

### 1984 (at Cullowhee, N.C.)

#### Champion: Appalachian State

Appalachian State 4, The Citadel 1  
Western Carolina 10, VMI 7  
Appalachian State 9, Western Carolina 5  
The Citadel 8, Western Carolina 0  
Appalachian State 6, The Citadel 1

### 1985 (at Boone, N.C.)

#### Champion: Western Carolina

Marshall 9, Davidson 1  
Western Carolina 3, Appalachian State 2  
Davidson 8, Appalachian State 5  
Marshall 5, Western Carolina 2  
Western Carolina 13, Davidson 2  
Western Carolina 12, Marshall 6  
Western Carolina 13, Marshall 12

### 1986 (at Cullowhee, N.C.)

#### Champion: Western Carolina

Appalachian State 5, Davidson 4  
Western Carolina 11, ETSU 2  
ETSU 7, Davidson 5  
Western Carolina 18, Appalachian State 17  
Appalachian State 16, ETSU 14  
Western Carolina 11, Appalachian State 8

### 1987 (at Asheville, N.C.)

#### Champion: Western Carolina

Western Carolina 16, VMI 4  
Appalachian State 8, Davidson 5  
VMI 15, Davidson 7  
Western Carolina 8, Appalachian State 7  
VMI 10, Appalachian State 9 (10 inn.)  
Western Carolina 9, VMI 4

### 1988 (at Asheville, N.C.)

#### Champion: Western Carolina

The Citadel 9, VMI 8  
Western Carolina 18, Appalachian State 8  
Appalachian State 11, VMI 4  
Western Carolina 6, The Citadel 4  
The Citadel 16, Appalachian State 9  
Western Carolina 22, The Citadel 6

### 1989 (at Asheville, N.C.)

#### Champion: Western Carolina\*

Marshall 12, ETSU 4  
Appalachian State 8, Furman 2  
The Citadel 17, VMI 11  
Furman 7, VMI 5  
Appalachian State 13, Marshall 9  
\*Western Carolina 7, Appalachian State 2  
\*Western Carolina 4, Marshall 2  
\*Heavy rains forced the cancellation of games five through eight of the tournament. A playoff was held at Montreat, N.C., between Appalachian State, Marshall and Western Carolina to determine the league's automatic qualifier in the NCAA tournament.

### 1990 (at Charleston, S.C.)

#### Champion: The Citadel

Western Carolina 6, ETSU 1  
Marshall 5, Furman 2  
Appalachian State 9, VMI 2  
Furman 10, VMI 9 (10 inn.)  
Marshall 3, Western Carolina 1  
The Citadel 7, Appalachian State 2  
ETSU 5, Furman 2  
Western Carolina 5, Appalachian State 4  
The Citadel 9, Marshall 2  
Western Carolina 11, Marshall 3  
The Citadel 6, ETSU 0  
Western Carolina 5, Appalachian State 4  
The Citadel 9, Western Carolina 5

### 1991 (at Charleston, S.C.)

#### Champion: Furman

Western Carolina 18, VMI 2  
ETSU 14, Marshall 4  
Appalachian State 4, Furman 2  
Furman 10, Marshall 4  
ETSU 7, Western Carolina 4  
Appalachian State 2, The Citadel 0  
Furman 8, VMI 3  
Western Carolina 7, The Citadel 3  
Appalachian State 7, ETSU 1  
Western Carolina 9, ETSU 4  
Furman 7, Appalachian State 6 (10 inn.)  
Western Carolina 4, Appalachian State 0  
Furman 11, Western Carolina 9

### 1992 (at Charleston, S.C.)

#### Champion: Western Carolina

Western Carolina 3, VMI 2  
The Citadel 6, Furman 4 (12 inn.)  
Georgia Southern 4, Marshall 3  
ETSU 1, Appalachian State 0  
VMI 5, Furman 3  
Appalachian State 8, Marshall 7  
Western Carolina 2, The Citadel 1  
Georgia Southern 7, ETSU 4  
The Citadel 12, Appalachian State 3  
ETSU 20, VMI 3  
Western Carolina 17, Georgia Southern 10  
The Citadel 9, ETSU 4  
Georgia Southern 9, The Citadel 0  
Georgia Southern 14, Western Carolina 12  
Western Carolina 4, Georgia Southern 3



# SOCON BASEBALL CHAMPIONSHIP

**1993**

**(at Charleston, S.C.)**

**Champion: Western Carolina**

VMI 8, Georgia Southern 1  
Davidson 12, ETSU 5  
Western Carolina 7, Marshall 6  
The Citadel 7, Appalachian State 1  
Georgia Southern 10, ETSU 3  
Marshall 4, Appalachian State 2  
VMI 15, Davidson 5  
Western Carolina 6, The Citadel 3  
Davidson 10, Marshall 1  
Georgia Southern 9, The Citadel 6  
VMI 8, Western Carolina 4  
Georgia Southern 12, Davidson 5  
Western Carolina 6, Georgia Southern 5  
Western Carolina 12, VMI 5  
Western Carolina 5, VMI 1

**1994**

**(at Charleston, S.C.)**

**Champion: The Citadel**

Davidson 2, Western Carolina 1  
Marshall 7, Appalachian State 3  
VMI 6, Georgia Southern 4  
The Citadel 8, ETSU 3  
Western Carolina 4, ETSU 0  
Georgia Southern 6, Appalachian State 1  
The Citadel 10, Davidson 4  
VMI 6, Marshall 4  
Davidson 5, Georgia Southern 2  
Western Carolina 8, Marshall 2  
The Citadel 4, VMI 3  
Western Carolina 13, Davidson 1  
Western Carolina 7, VMI 1  
The Citadel 4, Western Carolina 2

**1995**

**(at Charleston, S.C.)**

**Champion: The Citadel**

Western Carolina 9, Appalachian State 5  
Georgia Southern 4, VMI 3  
ETSU 6, Davidson 2  
The Citadel 5, Marshall 1  
VMI 13, Appalachian State 4  
Marshall 8, Davidson 5  
Georgia Southern 10, Western Carolina 4  
The Citadel 10, ETSU 2  
Western Carolina 10, Marshall 3  
ETSU 8, VMI 4  
The Citadel 10, Georgia Southern 4  
ETSU 6, Western Carolina 1  
Georgia Southern 9, ETSU 6  
The Citadel 8, Georgia Southern 3

**1996**

**(at Charleston, S.C.)**

**Champion: Georgia Southern**

ETSU 10, Furman 7  
VMI 7, Western Carolina 3  
Georgia Southern 8, Davidson 2  
The Citadel 6, Appalachian State 2  
Furman 7, Western Carolina 4  
Appalachian State 5, Davidson 2  
VMI 4, ETSU 2  
Georgia Southern 4, The Citadel 3  
ETSU 5, Appalachian State 2  
The Citadel 17, Furman 3  
Georgia Southern 11, VMI 2  
The Citadel 11, ETSU 0  
The Citadel 8, VMI 5  
Georgia Southern 7, The Citadel 1

**1997**

**(at Charleston, S.C.)**

**Champion: Western Carolina**

Furman 6, ETSU 2  
Western Carolina 4, VMI 3  
Georgia Southern 14, Appalachian State 5  
The Citadel 18, Davidson 8  
ETSU 7, VMI 3 (10 inn.)  
Appalachian State 7, Davidson 5  
Western Carolina 7, Furman 1  
The Citadel 14, Georgia Southern 5  
Furman 13, Appalachian State 11 (10 inn.)  
Georgia Southern 14, ETSU 11

Western Carolina 10, The Citadel 3  
Furman 12, Georgia Southern 10  
Furman 4, The Citadel 2  
Western Carolina 10, Furman 9 (10 inn.)

**1998**

**(at Charleston, S.C.)**

**Champion: The Citadel**

Furman 11, Wofford 3  
UNCG 10, ETSU 3  
Western Carolina 6, Georgia Southern 5  
The Citadel 11, Davidson 2  
Wofford 3, ETSU 2  
Georgia Southern 6, Davidson 3  
UNCG 14, Furman 2  
The Citadel 5, Western Carolina 0  
Furman 6, Georgia Southern 5  
Western Carolina 9, Wofford 4  
The Citadel 9, UNCG 0  
Western Carolina 2, Furman 1  
UNCG 4, Western Carolina 2  
The Citadel 12, UNCG 1

**1999**

**(at Charleston, S.C.)**

**Champion: The Citadel**

Georgia Southern 8, Western Carolina 5  
College of Charleston 15, VMI 4  
ETSU 11, UNCG 7  
The Citadel 3, Furman 0  
Western Carolina 8, VMI 4  
Furman 3, UNCG 0  
College of Charleston 4, Georgia Southern 2  
The Citadel 13, ETSU 5  
Furman 10, Georgia Southern 2  
Western Carolina 7, ETSU 5  
The Citadel 4, College of Charleston 3  
Western Carolina 11, Furman 4  
Western Carolina 3, College of Charleston 2  
The Citadel 6, Western Carolina 3

**2000**

**(at Charleston, S.C.)**

**Champion: Georgia Southern**

Furman 3, ETSU 1  
Georgia Southern 2, Appalachian State 1 (13 inn.)  
College of Charleston 7, UNCG 3  
The Citadel 6, Davidson 2  
Appalachian State 6, ETSU 3 (15 inn.)  
UNCG 3, Davidson 2  
Georgia Southern 5, Furman 3  
The Citadel 6, College of Charleston 3  
Furman 7, UNCG 3  
College of Charleston 9, Appalachian State 2  
Georgia Southern 5, The Citadel 3 (10 inn.)  
Furman 15, College of Charleston 3  
Furman 11, The Citadel 1  
Georgia Southern 3, Furman 0

**2001**

**(at Charleston, S.C.)**

**Champion: The Citadel**

UNCG 7, Western Carolina 5  
Georgia Southern 10, College of Charleston 2  
Appalachian State 4, Furman 2 (10 inn.)  
The Citadel 3, ETSU 2  
College of Charleston 9, Western Carolina 7  
ETSU 8, Furman 2  
Georgia Southern 10, UNCG 7  
The Citadel 5, Appalachian State 3  
UNCG 9, ETSU 6  
Appalachian State 4, College of Charleston 3  
The Citadel 3, Georgia Southern 2  
UNCG 2, Appalachian State 1  
UNCG 4, Georgia Southern 0  
The Citadel 4, UNCG 3

**2002**

**(at Charleston, S.C.)**

**Champion: Georgia Southern**

College of Charleston 7, Furman 6  
Western Carolina 9, Wofford 2  
Georgia Southern 4, UNCG 2  
The Citadel 7, ETSU 5  
Furman 7, Wofford 5  
UNCG 3, ETSU 0

College of Charleston 3, Western Carolina 0  
Georgia Southern 4, The Citadel 2  
UNCG 6, Western Carolina 4  
Furman 6, The Citadel 0  
College of Charleston 9, Georgia Southern 4  
Furman 9, UNCG 7  
Georgia Southern 10, Furman 4  
Georgia Southern 9, College of Charleston 6  
Georgia Southern 8, College of Charleston 0

**2003**

**(at Charleston, S.C.)**

**Champion: Western Carolina**

Furman 3, UNCG 2  
Western Carolina 14, Davidson 0  
Georgia Southern 6, VMI 4  
College of Charleston 8, The Citadel 2  
UNCG 7, Davidson 3  
VMI 2, The Citadel 1  
Western Carolina 6, Furman 0  
Georgia Southern 14, Coll of Charleston 6  
VMI 2, Furman 1  
UNCG 4, College of Charleston 3  
Western Carolina 1, Georgia Southern 0  
UNCG 10, VMI 1  
Georgia Southern 4, UNCG 1  
Georgia Southern 8, Western Carolina 4  
Western Carolina 6, Georgia Southern 5 (11 inn.)

**2004**

**(at Charleston, S.C.)**

**Champion: The Citadel**

Elon 12, UNCG 3  
Western Carolina 4, College of Charleston 3  
Davidson 5, Georgia Southern 2  
The Citadel 6, ETSU 2  
College of Charleston 5, UNCG 4 (10 inn.)  
Georgia Southern 12, ETSU 4  
Western Carolina 7, Elon 6  
The Citadel 10, Davidson 2  
Elon 7, Georgia Southern 3  
College of Charleston 3, Davidson 0  
Western Carolina 5, The Citadel 2  
College of Charleston 4, Elon 3  
The Citadel 7, College of Charleston 2  
The Citadel 9, Western Carolina 2  
The Citadel 8, Western Carolina 1

**2005**

**(at Charleston, S.C.)**

**Champion: Furman**

Elon 12, UNCG 6  
Furman 9, College of Charleston 7  
Georgia Southern 7, ETSU 3  
Western Carolina 6, The Citadel 1  
College of Charleston 8, UNCG 2  
The Citadel 10, ETSU 6  
Furman 6, Elon 3  
Georgia Southern 7, Western Carolina 2  
The Citadel 8, Elon 7  
College of Charleston 11, Western Carolina 4  
Furman 4, Georgia Southern 1  
College of Charleston 9, The Citadel 7  
Georgia Southern 11, College of Charleston 5  
Furman 5, Georgia Southern 4

**2006**

**(at Charleston, S.C.)**

**Champion: College of Charleston**

UNCG 6, Wofford 5  
Appalachian State 5, Davidson 4  
Western Carolina 14, Furman 1  
College of Charleston 13, UNCG 5  
Elon 4, Appalachian State 3  
The Citadel 6, Georgia Southern 3  
UNCG 5, Furman 4  
Georgia Southern 5, Appalachian State 2  
College of Charleston 1, Western Carolina 0  
Elon 12, The Citadel 3  
Western Carolina 13, Georgia Southern 3  
The Citadel 10, UNCG 3  
College of Charleston 12, Elon 1  
The Citadel 4, Western Carolina 2  
The Citadel 14, Elon 11  
College of Charleston 5, The Citadel 4



**2007  
(at Charleston, S.C.)  
Champion: Wofford**

Wofford 5, Furman 3  
The Citadel 7, Davidson 0  
UNCG 9, Appalachian State 3  
Wofford 19, College of Charleston 6  
The Citadel 7, Western Carolina 2  
Elon 14, Georgia Southern 7  
The Citadel 6, Elon 5  
Appalachian State 11, College of Charleston 10  
Georgia Southern 6, Western Carolina 5  
Wofford 12, UNCG 5  
UNCG 8, Georgia Southern 6  
Elon 9, Appalachian State 5  
Wofford 6, The Citadel 2  
Elon 11, UNCG 9 (10 inn.)  
The Citadel 5, Elon 2  
Wofford 4, The Citadel 2

**2008  
(at Charleston, S.C.)  
Champion: Elon**

Western Carolina 11, Davidson 10 (12 inn.)  
Wofford 8, The Citadel 4  
College of Charleston 5, Western Carolina 4  
Furman 10, Appalachian State 8 (10 inn.)  
Elon 21, Wofford 12  
Georgia Southern 21, UNCG 9  
Appalachian State 10, Western Carolina 5  
UNCG 14, Wofford 5  
College of Charleston 12, Furman 8  
Elon 16, Georgia Southern 5  
Furman 13, Appalachian State 12  
UNCG 12, Georgia Southern 9  
College of Charleston 12, Furman 11 (10 inn.)  
Elon 12, UNCG 4  
Elon 17, College of Charleston 8

**2009  
(at Greenville, S.C.)  
Champion: Georgia Southern**

Georgia Southern 4, Davidson 3 (11 inn.)  
Appalachian State 4, The Citadel 1  
Elon 10, Furman 8  
Western Carolina 12, College of Charleston 4  
The Citadel 9, Davidson 8  
Furman 6, College of Charleston 5  
Georgia Southern 6, Appalachian State 5  
Elon 15, Western Carolina 7  
The Citadel 5, Appalachian State 3  
Furman 7, Western Carolina 6  
The Citadel 5, Elon 1  
Georgia Southern 16, Furman 4  
Elon 8, The Citadel 7  
Georgia Southern 7, Elon 3

**2010  
(at Charleston, S.C.)  
Champion: The Citadel**

College of Charleston 12, Appalachian State 11 (11 inn.)  
Western Carolina 11, Georgia Southern 4  
The Citadel 9, Furman 5  
Elon 1, Samford 0  
Appalachian State 6, Georgia Southern 2  
Samford 13, Furman 10  
The Citadel 6, Elon 3 (10 inn.)  
Western Carolina 7, College of Charleston 6 (12 inn.)  
Appalachian State 10, College of Charleston 6  
Elon 7, Samford 4  
Appalachian State 3, Western Carolina 2  
The Citadel 6, Elon 5 (10 inn.)  
Western Carolina 7, Appalachian State 6  
The Citadel 10, Western Carolina 3

**2011  
(at Charleston, S.C.)  
Champion: Georgia Southern**

Furman 12, UNCG 6  
Samford 5, Appalachian State 3  
Western Carolina 10, Elon 7 (20 inn.)  
Georgia Southern 4, College of Charleston 2  
Appalachian State 6, UNCG 4  
College of Charleston 4, Elon 3  
Samford 7, Furman 1  
Georgia Southern 12, Western Carolina 1

Appalachian State 5, Furman 0  
College of Charleston 4, Western Carolina 2  
Samford 2, Appalachian State 1  
College of Charleston 9, Georgia Southern 1  
Georgia Southern 7, College of Charleston 6  
Georgia Southern 1, Samford 0

**2012  
(at Greenville, S.C.)  
Champion: Samford**

The Citadel 8, College of Charleston 6 (11 inn.)  
Georgia Southern 19, Elon 2  
Appalachian State 7, Furman 5  
Samford 7, Western Carolina 0  
Elon 14, College of Charleston 12  
Furman 9, Western Carolina 8  
Georgia Southern 8, The Citadel 1  
Samford 12, Appalachian State 7  
Elon 7, The Citadel 3  
Furman 13, Appalachian State 4  
Georgia Southern 10, Elon 7  
Samford 12, Furman 2  
Samford 9, Georgia Southern 6 (10 inn.)

**2013  
(at Greenville, S.C.)  
Champion: Elon**

The Citadel 6, Appalachian State 5  
Western Carolina 13, Samford 7  
Furman 10, Elon 1  
Georgia Southern 2, College of Charleston 0  
Elon 18, College of Charleston 8  
Appalachian State 2, Samford 1  
The Citadel 12, Western Carolina 11  
Georgia Southern 3, Furman 2  
Appalachian State 15, Western Carolina 4  
Elon 8, Furman 1  
The Citadel 8, Appalachian State 6  
Elon 11, Georgia Southern 4  
Elon 7, Georgia Southern 6  
Elon 6, The Citadel 5

**2014  
(at Charleston, S.C.)  
Champion: Georgia Southern**

Furman 6, UNCG 5 (11 inn.)  
The Citadel 10, Elon 7  
Appalachian State 3, Georgia Southern 2 (11 inn.)  
Furman 3, Western Carolina 2  
Davidson 9, The Citadel 7  
Samford 4, Wofford 2  
Georgia Southern 8, Western Carolina 4  
Wofford 4, The Citadel 2  
Furman 3, Appalachian State 1  
Samford 7, Davidson 3  
Georgia Southern 2, Appalachian State 1  
Wofford 10, Davidson 7  
Georgia Southern 11, Furman 8  
Samford 12, Wofford 3  
Georgia Southern 10, Furman 7 (12 inn.)  
Georgia Southern 4, Samford 3



*Ninth-seeded Wofford won the 2007 Southern Conference Baseball Championship in Charleston, S.C. The Terriers won five straight games to take the title, their first.*



**1947: (1 team, 3-2)**

**District Playoff**

Alabama 8, CLEMSON 2  
CLEMSON 8, Auburn 3  
CLEMSON 1, Alabama 0  
CLEMSON 4, Alabama 1

**Eastern Playoff**

Yale 7, CLEMSON 3

**1948: (1 team, 1-2)**

**Eastern Playoff**

Yale 6, NORTH CAROLINA 1  
NORTH CAROLINA 7, Illinois 3  
Lafayette 5, NORTH CAROLINA 2

**1949: (1 team, 4-2)**

**Region B Playoff**

WAKE FOREST 10, Notre Dame 7  
WAKE FOREST 4, Notre Dame 2

**College World Series First Round**

WAKE FOREST 2, Southern California 1

**Second Round**

Texas 8, WAKE FOREST 1

**Third Round**

WAKE FOREST 2, Southern California 1

**College World Series Championship**

Texas 10, WAKE FOREST 3

**1950: (1 team, 0-2)**

**District Playoff**

Alabama 6, CLEMSON 1  
Kentucky 4, CLEMSON 2

**1952: (1 team, 1-2)**

**College World Series First Round**

DUKE 18, Oregon State 7

**Second Round**

Penn State 12, DUKE 7

**Third Round**

Western Michigan 5, DUKE 1

**1953: (1 team, 1-2)**

**College World Series First Round**

Texas 2, DUKE 1

**Second Round**

DUKE 3, Northern Colorado 2

**Third Round**

Boston College 7, DUKE 6 (11)

**1954: (1 team, 2-2)**

**District 3 Playoff**

VIRGINIA TECH 11, Clemson 10  
Rollins 3, VIRGINIA TECH 0  
VIRGINIA TECH 7, Clemson 1  
Rollins 9, VIRGINIA TECH 3

**1955: (1 team, 1-2)**

**District 3 Playoff**

Wake Forest 5, WEST VIRGINIA 1  
WEST VIRGINIA 9, Wake Forest 7  
Wake Forest 6, WEST VIRGINIA 5

**1957: (1 team, 0-2)**

**District 3 Playoff, Gastonia, N.C.**

Duke 9, GEORGE WASHINGTON 1  
Ga. Southern 5, GEORGE WASHINGTON 3

**1958: (1 team, 0-2)**

**District 3 Playoff**

Clemson 4, GEORGE WASHINGTON 2  
Florida State 3, GEORGE WASHINGTON 1

**1959: (1 team, 0-2)**

**District 3 Playoff**

Florida State 3, GEORGE WASHINGTON 2  
Georgia Tech 7, GEORGE WASHINGTON 2

**1960: (1 team, 1-2)**

**District 3 Playoff**

THE CITADEL 4, Florida 2  
North Carolina 13, THE CITADEL 1  
Florida 4, THE CITADEL 1

**1961: (1 team, 1-2)**

**District 3 Playoff**

Florida State 3, WEST VIRGINIA 1  
WEST VIRGINIA 4, Florida State 3  
Duke 7, WEST VIRGINIA 3

**1962: (1 team, 0-2)**

**District 3 Playoff**

Wake Forest 8, WEST VIRGINIA 3  
Florida State 6, WEST VIRGINIA 5

**1963: (1 team, 1-2)**

**District 3 Playoff**

Wake Forest 4, WEST VIRGINIA 3  
WEST VIRGINIA 2, Auburn 1  
Wake Forest 12, WEST VIRGINIA 8

**1964: (1 team, 0-2)**

**District 3 Playoff**

Mississippi 11, WEST VIRGINIA 0  
East Carolina 6, WEST VIRGINIA 5

**1965: (1 team, 2-2)**

**District 3 Playoff**

FURMAN 5, Maryland 4  
FURMAN 5, Mississippi State 2  
Florida State 2, FURMAN 1  
Florida State 7; FURMAN 5

**1966: (1 team, 0-2)**

**District 3 Playoff**

North Carolina 7, EAST CAROLINA 1  
Florida State 6, EAST CAROLINA 3

**1967: (1 team, 0-2)**

**District 3 Playoff**

Auburn 8, WEST VIRGINIA 3  
Clemson 5, WEST VIRGINIA 0

**1968: (1 team, 1-2)**

**District 3 Playoff**

EAST CAROLINA 2, Florida State 1  
North Carolina State 7, EAST CAROLINA 5  
Florida State 3, EAST CAROLINA 2

**1969: (1 team, 0-2)**

**District 3 Playoff**

North Carolina 3, FURMAN 0  
Virginia Tech 6, FURMAN 3

**1970: (1 team, 0-2)**

**District 3 Playoff**

Florida State 2, EAST CAROLINA 0  
Mississippi State 12, EAST CAROLINA 6

**1972: (1 team, 0-2)**

**District 3 Playoff**

Virginia 18, RICHMOND 2  
Florida State 10, RICHMOND 5

**1973: (1 team, 2-2)**

**District 3 Playoff, Starkville, Miss.**

North Carolina State 5, APPALACHIAN STATE 1  
APPALACHIAN STATE 2, South Alabama 1  
APPALACHIAN STATE 4, North Carolina State 3  
Miami (Fla.) 13, APPALACHIAN STATE 5

**1974: (1 team, 0-2)**

**District 3 Playoff, Starkville, Miss.**

Vanderbilt 2, EAST CAROLINA 1  
South Carolina 5, EAST CAROLINA 1

**1975: (1 team, 0-2)**

**Atlantic Regional**

South Carolina 11, THE CITADEL 3  
North Carolina State 16, THE CITADEL 3

**1976: (1 team, 2-2)**

**Atlantic Regional**

Clemson 13, FURMAN 2  
FURMAN 5, Virginia Tech 4  
FURMAN 12, South Carolina 1  
Clemson 6, FURMAN 2

**1977: (1 team, 0-2)**

**Atlantic Regional**

Wake Forest 6, EAST CAROLINA 3  
South Carolina 4, EAST CAROLINA 1



*The Citadel's 1990 squad made a memorable run to the College World Series in Omaha, Neb.*

## 1978: (1 team, 2-2)

### Atlantic Regional

MARSHALL 4, Florida State 0  
MARSHALL 9, Clemson 3  
Miami (Fla.) 6, MARSHALL 0  
Miami (Fla.) 5, MARSHALL 1

## 1979: (1 team, 0-2)

### Atlantic Regional, Coral Gables, Fla.

Miami (Fla.) 3, THE CITADEL 1  
Georgia Southern 5, THE CITADEL 3

## 1980: (1 team, 1-2)

### Atlantic Regional, Clemson, S.C.

Clemson 22, ETSU 4  
ETSU 3, Georgia Southern 1  
South Carolina 8, ETSU 5

## 1981: (1 team, 2-2)

### Atlantic Regional

Mississippi State 7, ETSU 6  
ETSU 2, Clemson 1  
ETSU 5, Wichita State 4  
Mississippi State 6, ETSU 5

## 1982: (1 team, 2-2)

### East Regional, Columbia, S.C.

THE CITADEL 9, North Carolina 4  
South Carolina 6, THE CITADEL 4  
THE CITADEL 15, Old Dominion 1  
South Carolina 11, THE CITADEL 2

## 1983: (1 team, 2-2)

### East Regional, Chapel Hill, N.C.

THE CITADEL 14, Delaware 5  
THE CITADEL 5, North Carolina 3  
James Madison 5, THE CITADEL 2  
Delaware 7, THE CITADEL 1

## 1984: (1 team, 0-2)

### South II Regional, Starkville, Miss.

New Orleans 1, APPALACHIAN STATE 0  
Eastern Kentucky 10, APPALACHIAN STATE 9

## 1985: (1 team, 2-2)

### East Regional, Columbia, S.C.

WESTERN CAROLINA 5, Old Dominion 3  
LaSalle 13, WESTERN CAROLINA 12  
WESTERN CAROLINA 9, St. John's 6  
South Carolina 14, WESTERN CAROLINA 3

## 1986: (2 teams, 0-4)

### Atlantic Regional, Coral Gables, Fla.

Miami (Fla.) 10, WESTERN CAROLINA 8  
Georgia Tech 8, WESTERN CAROLINA 7

### Midwest Regional, Stillwater, Okla.

Stanford 11, APPALACHIAN STATE 1  
Oklahoma State 23, APPALACHIAN STATE 2

## 1987: (1 team, 2-2)

### Midwest Regional, Starkville, Miss.

Oklahoma State 6, WESTERN CAROLINA 0  
WESTERN CAROLINA 8, Mississippi State 1  
WESTERN CAROLINA 8, Purdue 7  
Oklahoma State 9, WESTERN CAROLINA 6

## 1988: (1 team, 0-2)

### South Regional, Starkville, Miss.

Mississippi State 7, WESTERN CAROLINA 4  
Texas A&M 8, WESTERN CAROLINA 6

## 1989: (1 team, 0-2)

### South Regional, Starkville, Miss.

Mississippi State 8, WESTERN CAROLINA 0  
Indiana State 10, WESTERN CAROLINA 3

## 1990: (1 team, 5-2)

### Atlantic Regional

THE CITADEL 11, North Carolina State 3  
THE CITADEL 8, East Carolina 5  
THE CITADEL 6, Miami (Fla.) 2  
THE CITADEL 4, Miami (Fla.) 1

### College World Series

LSU 8, THE CITADEL 2  
THE CITADEL 8, Cal State Fullerton 7 (12)  
LSU 6, THE CITADEL 1

## 1991: (1 team, 1-2)

### East Regional

Florida 2, FURMAN 0  
FURMAN 7, Ohio 2  
Missouri 8, FURMAN 4

## 1992: (1 team, 3-2)

### South II Regional, Tallahassee, Fla.

WESTERN CAROLINA 1, Florida State 0  
WESTERN CAROLINA 14, Kent State 1  
WESTERN CAROLINA 5, Stanford 0  
Florida State 4, WESTERN CAROLINA 3  
Florida State 18, WESTERN CAROLINA 3

## 1993: (1 team, 1-2)

### South Regional, Baton Rouge, La.

Louisiana State 7, WESTERN CAROLINA 2  
WESTERN CAROLINA 10, Miami (Fla.) 5  
Kent State 8, WESTERN CAROLINA 5

## 1994: (2 teams, 1-4)

### East Regional, Clemson, S.C.

Notre Dame 5, THE CITADEL 1  
THE CITADEL 4, Virginia Tech 3  
Clemson 5, THE CITADEL 1

### Midwest Regional, Knoxville, Tenn.

Tennessee 6, WESTERN CAROLINA 4  
Arizona State 8, WESTERN CAROLINA 6

## 1995: (1 team, 0-2)

### Midwest Regional, Knoxville, Tenn.

Tennessee 5, THE CITADEL 2  
Pittsburgh 12, THE CITADEL 10

## 1996: (1 team, 1-2)

### Atlantic Regional, Clemson, S.C.

GEORGIA SOUTHERN 6, Old Dominion 0  
West Virginia 9, GEORGIA SOUTHERN 4  
Tennessee 6, GEORGIA SOUTHERN 1

## 1997: (1 team, 1-2)

### East Regional, Tallahassee, Fla.

Auburn 11, WESTERN CAROLINA 3  
WESTERN CAROLINA 8, Marist 3  
South Florida 9, WESTERN CAROLINA 4

## 1998: (1 team, 1-2)


### East Regional, Clemson, S.C.

Clemson 12, THE CITADEL 3  
THE CITADEL 5, Fordham 1  
VCU 3, THE CITADEL 2 (11 inn)

## 1999: (1 team, 0-2)

### Regional, Tallahassee, Fla.

Florida State 24, THE CITADEL 5  
Providence 12, THE CITADEL 1



*Oliver Marmol (center) scored the winning run for College of Charleston in a 5-4, 16-inning win over Notre Dame at the Lexington Regional in 2006.*

## 2000: (1 team, 0-2)

### Regional, Atlanta, Ga.

Georgia Tech 11, GEORGIA SOUTHERN 9  
Auburn 11, GEORGIA SOUTHERN 5

## 2001: (2 teams, 1-4)

### Regional, Columbia, S.C.

South Carolina 16, THE CITADEL 0  
Princeton 11, THE CITADEL 6

### Regional, Athens, Ga.

GEORGIA SOUTHERN 4, Georgia 3  
Coastal Carolina 15, GEORGIA SOUTHERN 3  
Georgia 10, GEORGIA SOUTHERN 2

## 2002: (1 team, 1-2)

### Regional, Clemson, S.C.

Clemson 15, GEORGIA SOUTHERN 1  
GEORGIA SOUTHERN 6, Elon 2  
East Carolina 7, GEORGIA SOUTHERN 3

## 2003: (1 team, 2-2)

### Regional, Wilson, N.C.

VCU 6, WESTERN CAROLINA 0  
WESTERN CAROLINA 9, Le Moyne 5  
WESTERN CAROLINA 2, VCU 0  
NC State 6, WESTERN CAROLINA 4 (14)

## 2004: (2 teams, 3-4)

### Regional, Columbia, S.C.

South Carolina 12, THE CITADEL 4  
THE CITADEL 10, Coastal Carolina 1  
North Carolina 6, THE CITADEL 3

### Regional, Baton Rouge, La.

Southern Miss 6, COLLEGE OF CHARLESTON 5  
COLLEGE OF CHARLESTON 2, Army 1  
COLLEGE OF CHARLESTON 7, Southern Miss 3  
LSU 11, COLLEGE OF CHARLESTON 3

## 2005: (2 teams, 1-4)

### Regional, Atlanta, Ga.

Georgia Tech 5, FURMAN 4 (10)  
Michigan 6, FURMAN 3

### Regional, Clemson, S.C.

COLLEGE OF CHARLESTON 5, Oral Roberts 2  
Clemson 6, COLLEGE OF CHARLESTON 0  
Oral Roberts 6, COLLEGE OF CHARLESTON 0

## 2006: (2 teams, 4-4)

### Regional, Lexington, Ky.

COLLEGE OF CHARLESTON 5, Notre Dame 4 (16)  
COLLEGE OF CHARLESTON 11, Ball State 0  
COLLEGE OF CHARLESTON 7, at Kentucky 4



# SOCON IN NCAA CHAMPIONSHIP

## Regional, Clemson, S.C.

ELON 5, Mississippi State 4  
Clemson 13, ELON 3  
Mississippi State 12, ELON 3

## Super Regional, Atlanta, Ga.

Georgia Tech 5, COLLEGE OF CHARLESTON 0  
Georgia Tech 12, COLLEGE OF CHARLESTON 3

## 2007: (2 teams, 2-4)

### Regional, Chapel Hill, N.C.

East Carolina 9, WESTERN CAROLINA 8  
WESTERN CAROLINA 7, Jacksonville 0  
WESTERN CAROLINA 9, East Carolina 5  
at North Carolina 6, WESTERN CAROLINA 5

### Regional, Columbia, S.C.

South Carolina 9, WOFFORD 1  
NC State 10, WOFFORD 6

## 2008: (1 team, 1-2)

### Regional, Cary, N.C.

UNC Wilmington 5, ELON 2  
ELON 6, Mount St. Mary's 3  
UNC Wilmington 15, ELON 11

## 2009: (2 teams, 1-4)

### Regional, Atlanta, Ga.

Southern Miss 17, ELON 15  
ELON 4, Georgia State 3  
Georgia Tech 8, ELON 4

### Regional, Fullerton, Calif.

Gonzaga 19, GEORGIA SOUTHERN 10  
Utah 11, GEORGIA SOUTHERN 10

## 2010: (3 teams, 3-6)

### Regional, Columbia, S.C.

THE CITADEL 7, Virginia Tech 2  
South Carolina 9, THE CITADEL 4  
Virginia Tech 4, THE CITADEL 3

### Regional, Myrtle Beach, S.C.

COLLEGE OF CHARLESTON 9, N.C. State 6  
COLLEGE OF CHARLESTON 16, Coastal Carolina 6  
Coastal Carolina 8, COLLEGE OF CHARLESTON 7  
Coastal Carolina 11, COLLEGE OF CHARLESTON 10 (10)

### Regional, Atlanta, Ga.

Alabama 11, ELON 2  
Mercer 13, ELON 7

## 2011: (1 team, 0-2)

### Regional, Columbia, S.C.

South Carolina 2, GEORGIA SOUTHERN 1  
NC State 5, GEORGIA SOUTHERN 2

## 2012: (3 teams, 5-6)

### Regional, Charlottesville, Va.

APPALACHIAN STATE 5, Oklahoma 4  
APPALACHIAN STATE 6, Virginia 5  
Oklahoma 14, APPALACHIAN STATE 6  
Oklahoma 5, APPALACHIAN STATE 2

### Regional, Gainesville, Fla.

Georgia Tech 8, COLLEGE OF CHARLESTON 4  
COLLEGE OF CHARLESTON 8, Bethune-Cookman 2  
Georgia Tech 3, COLLEGE OF CHARLESTON 0

### Regional, Tallahassee, Fla.

SAMFORD 5, Mississippi State 0  
Florida State 8, SAMFORD 1  
SAMFORD 3, Mississippi State 2  
Florida State 5, SAMFORD 2



*Casey Dunn's 2012 Samford squad won the SoCon Baseball Championship and was one of three league teams to play in an NCAA Regional that season. The Bulldogs reached the final of the NCAA Tallahassee Regional before falling to third-ranked Florida State.*

## 2013: (1 team, 2-2)

### Regional, Charlottesville, Va.

ELON 10, UNCW 7  
Virginia 2, ELON 0  
ELON 6, UNCW 4  
Virginia 11, ELON 3

## 2014: (1 team, 1-2)

### Regional, Tallahassee, Fla.

GEORGIA SOUTHERN 7, Florida State 0  
Kennesaw State 13, GEORGIA SOUTHERN 5 (11)  
Alabama, GEORGIA SOUTHERN 0

**OVERALL RECORD: 75-154 (.328)**



## 1989 Players

March 12 Andy Beasley, VMI  
March 19 Matt Raleigh, WCU  
March 26 Gettys Glaze, CIT  
April 2 Johnny McCraw, APP  
April 9 Billy Swails, CIT  
April 16 Steve Hollins, APP  
April 23 Jason Nixon, MAR

## 1989 Pitchers

March 12 Brad Riley, APP  
March 19 Mike Clark, FUR  
March 26 Paul Menhart, WCU  
April 2 Matt Gore, CIT  
April 9 Pete Palmer, APP  
April 16 Brad Stowell, CIT  
April 23 Jeff Stevens, WCU

## 1990 Players

March 11 Anthony Jenkins, CIT  
March 18 Grant Brittain, WCU  
March 25 Johnny McCraw, APP  
April 1 Grant Brittain, WCU  
April 8 Grant Brittain, WCU  
April 15 Scott Waugh, APP  
April 22 Kevin Bellomo, WCU

## 1990 Pitchers

March 11 Richard Shirer, CIT  
March 18 Tom Brodnax, FUR  
March 25 Richard Shirer, CIT  
April 1 Ken Britt, CIT  
April 8 Richard Shirer, CIT  
April 15 Jason Schafer, MAR  
April 22 Johnny Meadows, APP

## 1991 Players

March 10 Chris Childers, MAR  
March 17 Kevin Bellomo, WCU  
March 24 Todd Raleigh, WCU  
March 31 Shane McComas, MAR  
April 7 Rod Walker, ETSU  
April 14 Johnny McCraw, APP  
April 21 Jason Rhychlick, CIT

## 1991 Pitchers

March 10 Bill Craig, MAR  
March 17 Phillip Grundy, WCU  
March 24 Dallas Rhinehart, ETSU  
March 31 Brad Stowell, CIT  
April 7 Ken Britt, CIT  
April 14 Hank Kraft, CIT  
April 21 Chris Bellomy, MAR

## 1992 Players

March 9 Todd Greene, GSU  
March 16 Joey Cox, WCU  
March 23 Jermaine Shuler, CIT  
March 30 Rod Walker, ETSU  
April 6 Rodney Hennon, WCU  
April 13 Nathan Dunn, ETSU  
April 20 Rod Walker, ETSU

## 1992 Pitchers

March 9 Gettys Glaze, CIT  
March 16 Jim Carragher, GSU  
March 23 Matt Spade, MAR  
March 30 Hank Kraft, CIT  
April 6 Ken Britt, CIT  
April 13 Gettys Glaze, CIT  
April 20 Gettys Glaze, CIT

## 1993 Players

Feb. 28 Phillip Grundy, WCU  
March 7 Todd Greene, GSU  
March 14 Chris Lemonis, CIT  
March 21 Rodney Hennon, WCU  
March 28 Phillip Grundy, WCU  
April 3 Mike Tidick, WCU  
April 10 Kurt Henzler, MAR  
April 17 Clay Hall, DAV  
April 24 Tim Kerns, DAV

## 1993 Pitchers

Feb. 28 Ron Buffington, GSU  
March 7 Steve Basch, CIT  
March 14 Clint Fair, GSU  
March 21 Donald Morillo, CIT  
March 28 Paul Thornton, GSU  
April 3 Clint Fair, GSU  
April 10 Mac Chapman, DAV  
April 17 John Price, CIT  
April 24 Jim Carragher, GSU

## 1994 Players

Feb. 27 Louie Napoleon, VMI  
March 6 Russ Roper, FUR  
March 13 Mac Chapman, DAV  
March 20 Mac Chapman, DAV  
March 27 Roy Hurst, WCU  
April 3 Mike Hooks, ETSU  
April 10 Mike Tidick, WCU  
April 17 Matt Wilson, GSU  
April 24 Mike Hagy, MAR

## 1994 Pitchers

Feb. 27 Jason Beverlin, WCU  
March 6 Marc Phillips, VMI  
March 13 Rick Paugh, MAR  
March 20 Jason Beverlin, WCU  
March 27 Jay Adams, VMI  
April 3 Tim Roth, GSU  
April 10 Britt Reames, CIT  
April 17 Todd Anderson, ETSU  
April 24 Matt Spade, MAR

## 1995 Players

Feb. 26 Jody Henson, WCU  
March 5 Tyson Whitley, GSU  
March 12 Jason Andrews, GSU  
March 19 Danny Allard, APP  
March 26 Jody Henson, WCU  
April 2 Brad Edwards, DAV  
April 9 Bo Betchman, CIT  
April 16 Adam Cross, ETSU  
April 23 Dan Martz, FUR

## 1995 Pitchers

Feb. 26 Dale Pilgrim, WCU  
March 5 William Rushing, GSU  
March 12 Britt Reames, CIT  
March 19 Clark Maxwell, WCU  
March 26 Chris Pollard, DAV  
April 2 Clark Maxwell, WCU  
April 9 Brian Callahan, CIT  
April 16 Mark DiFelice, WCU  
April 23 Jason Crews, APP

## 1996 Players

Feb. 25 Alex Tolbert, WCU  
March 3 Tommy Peterman, GSU  
March 10 Luke Goodwin, DAV  
March 17 A.J. Polichnowski, ETSU  
March 24 Curt Beerman, CIT  
March 31 Nate Shepperson, VMI  
April 7 Tommy Peterman, GSU  
April 14 Tommy Peterman, GSU  
April 21 Bo Betchman, CIT

## 1996 Pitchers

Feb. 25 Scott Musgrave, APP  
March 3 Jim Jordan, FUR  
March 10 Jim Jordan, FUR  
March 17 Clark Maxwell, WCU  
March 24 Dan Stutzman, APP  
March 31 Brian Bain, WCU  
April 7 Tod Lee, GSU  
April 14 Brian Rogers, CIT  
April 24 Brian Rogers, CIT

## 1997 Players

March 3 Michael Holder, GSU  
March 10 Britt Phelps, ETSU  
March 17 Steve Walson, GSU  
March 24 Curt Beerman, CIT  
March 31 Jeremy Bruce, WCU  
April 7 Martin Barrow, WCU  
April 14 Jerry Simmons, CIT  
April 21 Tyson Whitley, GSU

## 1997 Pitchers

March 3 Mark DiFelice, WCU  
March 10 Tod Lee, GSU  
March 17 Dan Stutzman, APP  
March 24 Tom Martin, CIT  
March 31 Brian Rogers, CIT  
April 7 Jay Adams, VMI  
April 14 Clint Sauls, GSU  
April 21 Ryan Foote, FUR

## 1998 Players

March 9 Chuck Koone, WCU  
March 16 Charles Thomas, WCU  
March 23 Jerry Simmons, CIT  
March 30 Jody Pollock, GSU  
April 6 Terrence Smalls, CIT  
April 13 Stephen Crater, APP  
April 20 Kenny Vawter, UNCG  
April 27 Phillip Hartig, CIT

## 1998 Pitchers

March 9 Josh Spradlin, VMI  
March 16 Brian Rogers, CIT  
March 23 Rodney Hancock, CIT  
March 30 Rhett Woehrl, UNCG  
April 6 Lance Surridge, UNCG  
April 13 Izzy Olvera, ETSU  
April 20 Tom Martin, CIT  
April 27 Brian Wiley, CIT

## 1999 Players

March 1 Dustin Langley, GSU  
March 8 Jody Pollock, GSU  
March 15 Ronny Marmol, CofC  
March 22 Jesse Martin, UNCG  
March 29 Rusty Swackhamer, ETSU  
April 4 Brandon Eierman, ETSU  
April 12 Charles Thomas, WCU  
April 19 Ed Pearson, VMI  
April 26 Rusty Swackhamer, ETSU  
May 3 Eric Johnson, WCU  
May 10 Philip Hartig, CIT  
May 17 Matt Easterday, GSU

## 1999 Pitchers

March 1 Wes Self, DAV  
March 8 Brett Lewis, GSU  
March 15 Matt Baber, ETSU  
March 22 Brian Wiley, CIT  
March 29 Travis Parker, CofC  
April 4 Dallas McPherson, CIT  
April 12 Brian Wiley, CIT  
April 19 Brian Wiley, CIT  
April 26 Wes Self, DAV  
May 3 Taft Cable, UNCG  
May 10 Scott Oliver, CofC  
May 17 Rodney Hancock, CIT

## 2000 Players

Feb. 21 Tim Frend, DAV  
Feb. 28 Philip Hartig, CIT  
March 6 Dallas McPherson, CIT  
March 13 Jeremy Purcell, UNCG  
March 13 Scott Henley, GSU  
March 20 Philip Hartig, CIT  
March 27 Scott Henley, GSU  
April 3 Chad Boruff, ETSU  
April 10 Stewart Sloan, DAV  
April 17 Matt Easterday, GSU  
April 24 Philip Hartig, CIT  
May 1 Scott Henley, GSU  
May 8 Kevin Blocker, WOF  
May 17 Chad Boruff, ETSU

## 2000 Pitchers

Feb. 21 Jared Burton, WCU  
Feb. 28 Taft Cable, UNCG  
March 6 Charles Bobo, WOF  
March 13 Ryan Gordon, UNCG  
March 20 Taft Cable, UNCG  
March 27 David Ray, GSU  
April 3 Matt Baber, ETSU  
April 10 Lucas Hocker, CofC  
April 17 Daniel Wheeler, GSU  
April 24 Kyle Bunn, CIT  
May 1 Ryan Gordon, UNCG  
May 8 George Lehr, WOF  
May 15 T.A. Fulmer, CIT

## 2001 Players

Feb. 25 Alan Beck, WCU  
March 5 Shane Schumaker, UNCG  
March 12 Derek Norman, FUR  
March 19 Jason Randall, CIT  
March 19 Matt Lauderdale, CofC  
March 26 Scott Henley, GSU  
April 2 Donovan Minero, WCU  
April 9 Matt Herring, GSU  
April 16 Jesse Martin, UNCG  
April 23 Chris Catanzaro, VMI  
April 30 Nathan Copeland, ETSU  
May 7 Justin Maderer, FUR  
May 14 Darryl Stephens, GSU

## 2001 Pitchers

March 5 Wes Self, DAV  
March 12 Matt Rackers, CofC  
March 19 Tate Osterman, WOF  
March 26 Ryan Basner, WCU  
April 2 Toby David, FUR  
April 9 Eric Talbert, CIT  
April 16 Brett Lewis, GSU  
April 23 Taft Cable, UNCG  
April 23 Randy Corn, CIT  
April 30 Tom Mastny, FUR  
May 7 Dan Foley, WCU  
May 14 Scooter Michael, UNCG

## 2002 Players

Feb. 18 Ryan Schade, WCU  
Feb. 25 Rocky Baker, GSU  
March 6 Matt Herring, GSU  
March 11 Tony Carbone, WOF  
March 18 Ryan Galligan, UNCG  
March 18 Lee Curtis, CofC  
March 18 Donovan Minero, WCU  
March 25 Todd Roper, WCU  
March 25 Tim Frend, DAV  
April 2 Donovan Minero, WCU  
April 8 Jason Sarvis, UNCG  
April 15 A.J. Zickgraf, GSU  
April 22 Chris Downard, APP  
April 29 Chris Emond, DAV  
May 6 Donovan Minero, WCU  
May 13 Lee Curtis, CofC  
May 20 Josh Stackley, CIT

## 2002 Pitchers

Feb. 18 George Lehr, WOF  
Feb. 25 Ryan Gordon, UNCG  
Jared Comstock, GSU  
March 6 Scooter Michael, UNCG  
March 11 Jared Burton, WCU  
March 18 Jay Metzger, UNCG  
March 25 George Lehr, WOF  
April 2 T.A. Fulmer, CIT  
April 8 Kyle Shipplett, APP  
April 15 Tim Frend, DAV  
Scooter Michael, UNCG  
April 22 Tom Mastny, FUR  
April 29 Jay Metzger, UNCG  
Raymond Jenkins, CIT  
May 6 Tom Mastny, FUR  
May 13 Dennis Dove, GSU  
May 20 Culley Kline, WOF

## 2003 Players

Feb. 26 Jesse Cole, WOF  
March 3 Jon Aughey, CIT  
March 11 Chris Ard, CIT  
March 17 Lee Curtis, CofC  
March 24 Lee Curtis, CofC  
April 1 Caleb Moore, ETSU  
Sam Navarro, DAV  
April 7 Todd Buchanan, WCU  
Alan Beck, WCU  
April 14 Matt Lauderdale, CofC  
April 21 Rod Goldston, WCU  
April 28 Brett Spivey, CofC  
May 6 Alan Beck, WCU  
May 13 Derek Smith, APP  
May 20 Brendan Gilligan, GSU

## 2003 Pitchers

Feb. 26 Patrick Griffin, FUR  
March 3 Ken Egleton, CIT  
March 11 Chris Mason, UNCG  
March 17 Ryan Basner, WCU  
March 24 Ryan Gordon, UNCG  
April 1 Tom Mastny, FUR  
April 7 Brett Harker, CofC  
April 14 Derrik Wolpert, DAV  
April 21 Reid Price, CofC  
April 28 John Carroll, GSU  
May 6 Scooter Michael, UNCG  
May 13 Tom Mastny, FUR  
May 20 David Mitchell, FUR

## 2004 Players

Feb. 23 Greg Dowling, GSU  
March 2 Ryan Gordon, UNCG  
March 10 Alex Gary, WCU  
March 15 Chip Cannon, CIT  
March 22 Josh Stackley, CIT  
March 29 Brett Gardner, CofC  
April 5 Brett Anderson, CofC  
April 12 Phillip Coker, CofC  
April 19 Blake Church, ETSU  
April 26 Case Cassidy, FUR  
May 2 Caleb Moore, ETSU  
May 10 Phillip Coker, CofC  
May 17 Jay Heafner, DAV  
James Payne, GSU  
May 24 Andy Howdeshell, ETSU

## 2004 Pitchers

Feb. 23 Brian Akin, DAV  
March 2 Nick Stames, UNCG  
March 10 Ryan Falcon, UNCG  
March 15 Zach Piccola, CofC  
March 22 Matt Garner, Elon  
March 29 Sam Perry, FUR  
Jarrett Santos, UNCG  
April 5 Ryan Edell, CofC  
April 12 Brian Harrison, GSU  
April 19 Josh Lairsey, GSU  
April 26 Jonathan Ellis, CIT  
May 2 John Carroll, GSU  
May 10 Scott Clark, APP  
May 17 Brian McCullen, WCU  
May 24 Jonathan Ellis, CIT

## 2005 Players

Feb. 21 Brian Hastings, CofC  
Feb. 28 Caleb Moore, ETSU  
March 7 D.J. Wabik, CofC  
March 14 Jason Hurst, GSU  
March 21 Byron Barber, CofC  
March 28 Brett Gardner, CofC  
April 4 Jay Heafner, DAV  
April 11 Evan Erickson, Elon  
April 18 Caleb Moore, ETSU  
April 25 Blake Church, ETSU  
May 2 Andrew Musashe, DAV  
May 9 A.J. Zickgraf, GSU  
May 16 Chris Ard, CIT  
May 23 Gary Morris, Elon

## 2005 Pitchers

Feb. 21 Chris Mason, UNCG  
Feb. 28 Nick Chigges, CofC  
March 7 Patrick Adams, Elon  
March 14 Chris Mason, UNCG  
Brett Harker, CofC  
March 21 Brian Caudill, APP  
March 28 Chris Mason, UNCG  
April 4 Brian Barnes, WCU  
April 11 Lance Cole, Elon  
Jay Heafner, DAV  
April 18 Ben Hunter, FUR  
April 25 Kevin Regan, Elon  
May 2 Danny Meszaros, CofC  
May 9 Chris Mason, UNCG  
Dustin Evans, GSU  
May 16 Andy Carter, DAV  
May 23 Griff Beckham, CIT  
Nick Holstegge, FUR

## 2006 Players

Feb. 20 Chris Swauger, CIT  
Feb. 27 Greg Dowling, GSU  
March 7 Tony Maccani, FUR  
March 13 Chris Price, Elon  
March 20 Steven Strausbaugh, WCU  
March 27 Trey McDaniel, WCU  
April 3 A.J. Davidiuk, FUR  
April 10 Graham Maiden, CofC  
April 17 A.J. Davidiuk, FUR  
April 24 Case Cassidy, FUR  
May 1 Robert Rodebaugh, Elon  
Guy Welsh, UNCG  
May 8 Robert Rodebaugh, Elon  
May 15 Jermaine Mitchell, UNCG  
May 22 Jonathan Greene, WCU

## 2006 Pitchers

Feb. 20 Lance Cole, Elon  
Feb. 27 Jay Heafner, DAV  
March 7 Nick Holstegge, FUR  
March 13 Tyler Sexton, WCU  
March 20 Danny Meszaros, CofC  
March 27 Danny Meszaros, CofC  
April 3 Steven Hensley, Elon  
April 10 Steven Hensley, Elon  
April 17 Chad Tilley, Elon  
April 24 Everett Teaford, GSU  
May 1 Patrick Currin, UNCG  
May 8 Greg Holland, WCU  
May 15 Nick Chigges, CofC  
May 22 Justin Smith, CIT

## 2007 Players

Feb. 19 Zach Brown, CIT  
Feb. 26 Kenny Smith, WCU  
March 5 David Rubinstein, APP  
March 12 John Ingram, WCU  
March 19 Matt Webb, DAV  
March 26 Alex Garabedian, CofC  
April 2 Barrett Shaft, WCU  
April 9 Richard Jones, CIT  
April 16 Chase Austin, Elon  
April 23 Alex Garabedian, CofC  
April 30 Mike Economos, GSU  
May 7 Brandon Waring, WOF  
May 14 Kenny Smith, WCU  
May 21 Wes Hobson, APP

## 2007 Pitchers

Feb. 19 Garrett Sherrill, APP  
Feb. 26 Ben Austin, WOF  
March 5 Justin Smith, CIT  
March 12 Jeff Beliveau, CofC  
March 19 Will Romanowicz, Elon  
March 26 Jay Jackson, FUR  
April 2 Ryan Falcon, UNCG  
Steven Hensley, Elon  
April 9 Zach Booker, Elon  
April 16 Matt Crim, CIT  
April 23 Greg Holland, WCU  
April 30 Chris Masters, WCU  
May 7 Tyler Sexton, WCU  
May 14 Nicholas Karow, FUR  
May 21 Matt Klinker, FUR

## 2008 Players

Feb. 25 Michael Harrington, CofC  
March 3 Corey Overholtzer, UNCG  
March 10 Ricky Orton, UNCG  
March 17 Chris Shehan, GSU  
March 24 Chris Shehan, GSU  
March 31 Greg Feltes, UNCG  
April 7 Cory Harriachak, Elon  
April 14 Joey Rodgers, FUR  
April 21 Brandon Sizemore, CofC  
April 28 Ty Wright, GSU  
May 5 Ricky Orton, UNCG  
May 12 Michael Harrington, CofC  
May 19 Jeremie Tice, CofC

## 2008 Pitchers

Feb. 25 Asher Wojciechowski, CIT  
March 3 Jay Jackson, FUR  
Matt Reifsnider, CIT  
March 10 Jimmy Reyes, Elon  
March 17 Matt Crim, CIT  
March 24 Chip Hunt, WOF  
March 31 Chris Masters, WCU  
April 7 Nick Karow, FUR  
April 14 Wes Wrenn, CIT  
April 21 Jay Jackson, FUR  
Chris Masters, WCU  
April 28 Jesse Simpson, CofC  
May 5 Chris Masters, WCU  
May 12 Matt Andress, APP  
May 19 Spencer Hale, FUR

## 2009 Players

Feb. 23 Joash Brodin, CofC  
March 2 Justin Hilt, Elon  
March 9 Griffin Benedict, GSU  
March 16 Richard Jones, CIT  
March 23 Stephen Notaro, WCU  
March 30 Mike Melillo, Elon  
Cole Rakar, CofC  
April 6 Chris McGuinness, CIT  
April 13 Bennett Davis, Elon  
April 20 Pat Irvine, Elon  
April 27 Dallas Tarleton, Elon  
May 4 Matt Mansilla, CofC  
May 11 Joey Bergman, CofC  
May 18 A.J. Wirsberger, GSU

## 2009 Pitchers

Feb. 23 Zach Garrett, CIT  
March 2 Daniel Ottone, WCU  
March 9 David Peterson, CofC  
March 16 Jesse Simpson, CofC  
March 23 Chris Masters, WCU  
March 30 Drew Mahaffey, CIT  
April 6 Jimmy Reyes, Elon  
April 13 Corey Martin, WCU  
April 20 Chris Mederos, GSU  
April 27 Mike Frongello, DAV  
May 4 Chris Masters, WCU  
May 11 David Peterson, CofC  
May 18 Matt Crim, CIT

## 2010 Players

Feb. 22 Corey Overholtzer, UNCG  
March 1 Andrew Barna, DAV  
March 8 Will Owens, FUR  
March 15 David Schulze, SAM  
March 22 Rob Kral, CofC  
March 29 Ryan Adams, Elon  
April 5 Mike Melillo, Elon  
April 12 Tyler Kirkpatrick, WCU  
April 19 Matt Leeds, CofC  
April 26 Wes Hobson, APP  
May 3 Rob Kral, CofC  
May 10 Mac Doyle, WOF  
May 17 Kyle Blackburn, GSU  
May 24 Justin Mackert, CIT

## 2010 Pitchers

Feb. 22 Asher Wojciechowski, CIT  
March 1 Matt Andress, APP  
March 8 Jason Sullivan, WCU  
March 15 Asher Wojciechowski, CIT  
March 22 Kevin Decker, CofC  
March 29 Andy Moye, GSU  
April 5 Nathan Hyatt, APP  
April 12 Andy Moye, GSU  
Chris Patterson, APP  
April 19 Jimmy Reyes, Elon  
April 26 Matt Talley, CIT  
May 3 Matt Murray, GSU  
May 10 Josh Martin, SAM  
May 17 Matt Talley, CIT  
May 24 Ken Ferrer, Elon

## 2011 Players

Feb. 21 Ross Heffley, WCU  
Feb. 28 Steve Cochran, GSU  
March 7 Neal Pritchard, Elon  
March 14 Mac Doyle, WOF  
March 21 Saxon Butler, SAM  
March 28 Mac Doyle, WOF  
April 4 Victor Roache, GSU  
April 11 Daniel Aldrich, CofC  
April 18 Victor Roache, GSU  
April 25 Stephen Notaro, WCU  
May 2 Matt Leeds, CofC  
Sebastian Gomez, Elon  
Preston Troutman, APP  
May 9 Cody Walker, UNCG  
May 16 Ross Heffley, WCU



## 2011 Pitchers

Feb. 21 Tyler Wood, FUR  
Feb. 28 Lawrence Pardo, APP  
March 7 Chris Lamb, DAV  
March 14 Chris Beck, GSU  
March 21 Dylan Cole, FUR  
March 28 Lex Rutledge, SAM  
April 4 Ryan Arrowood, APP  
April 11 Nathan Hyatt, APP  
April 18 Ryan Arrowood, APP  
Logan Cribb, CIT  
April 25 Taylor Miller, APP  
May 2 Thomas Girdwood, Elon  
May 9 Cash Collins, WOF  
May 16 Warren Slack, UNCG  
May 23 Bobby Lyne, FUR

## 2012 Players

Feb. 20 Saxon Butler, SAM  
Feb. 27 Thomas Troelstrup, UNCG  
March 5 Will Owens, FUR  
March 12 Ross Heffley, WCU  
March 19 Will Callaway, APP  
March 26 Brandon Murray, CofC  
April 2 Alex Swim, Elon  
April 9 Paul Nitto, FUR  
April 16 Bradley Goodson, CofC  
April 23 Tyler Tewell, APP  
April 30 Daniel Aldrich, CofC  
Saxon Butler, SAM  
Phillip Ervin, SAM  
May 7 Daniel Aldrich, CofC  
May 21 Saxon Butler, SAM

## 2012 Pitchers

Feb. 20 Eric Eck, WOF  
Feb. 27 Ryan Arrowood, APP  
March 5 Ryan West, CofC  
March 12 Josh Martin, SAM  
March 19 Dylan Clark, Elon  
March 26 Seth Grant, APP  
April 2 Chris Beck, GSU  
April 9 Brandon Yarusi, WOF  
April 16 Henry Sisson, DAV  
April 23 Cash Collins, WOF  
April 30 Spencer Medick, Elon  
May 7 Stephen Gary, FUR  
May 14 Jordan Smith, WCU  
May 21 Cash Collins, WOF

## 2013 Players

Feb. 18 Tommy Corbin, SAM  
Feb. 25 Josh Hyman, WOF  
March 4 Drew DeKerlegand, CIT  
March 11 Tyler White, WCU  
March 18 Bo Thompson, CIT  
March 25 C.K. Irby, SAM  
April 1 Cambric Moye, UNCG  
April 8 Ryan Kinsella, Elon  
April 15 Brandon Murray, CofC  
April 22 Adam Martin, WCU  
April 29 Johnathan Stokes, CIT  
May 6 Greg Harrison, FUR  
May 13 Noah Holmes, APP  
May 21 Tyler Griffin, CIT

## 2013 Pitchers

Feb. 18 Jamie Nunn, APP  
Feb. 25 Adam Curtis, WCU  
March 4 C.K. Irby, SAM  
March 11 Nate Smith, FUR  
March 18 Kyle Webb, Elon  
March 25 C.K. Irby, SAM  
April 1 Sam Agnew-Wieland, APP  
April 8 Sam Agnew-Wieland, APP  
April 15 Brandon Yarusi, WOF  
April 22 Jeremy Null, WCU  
April 29 Austin Pritcher, CIT  
May 6 Matt Pegler, CofC  
May 13 Austin Pritcher, CIT  
May 21 Nick Neitzel, DAV

## 2014 Players

Feb. 17 Heath Quinn, SAM  
Feb. 24 Stryker Brown, GSU  
March 3 Aaron Mizell, GSU  
March 10 Forrest Brandt, DAV  
March 17 Adam Martin, WCU  
March 24 Jordan McDonald, UNCG  
March 31 Tyler Filliben, SAM  
April 7 Dillon Dobson, APP  
April 14 Matt Brill, APP  
April 21 Bradley Strong, WCU  
April 28 Hunter King, UNCG  
May 5 Jacob Hoyle, WCU  
May 12 Jordan Simpson, FUR  
May 19 Tyler Zupcic, APP

## 2014 Pitchers

Feb. 17 Jeremy Null, WCU  
Feb. 24 Jake Stalzer, Elon  
March 3 Jake Stalzer, Elon  
March 10 Lucas Bakker, Elon  
March 17 Lucas Bakker, Elon  
March 24 Ryan Frederick, GSU  
March 31 Jeremy Null, WCU  
April 7 Josh Wirsu, GSU  
April 14 Tyler Frazier, UNCG  
April 21 Parker Curry, SAM  
April 28 Danny Mooney, DAV  
May 5 Jacques de Gruy, FUR  
May 12 Sam Howard, GSU  
May 19 Jeremy Null, WCU



*Appalachian State right-hander Ryan Arrowood was the league's pitcher of the week three times in his final two seasons. Arrowood went 11-0 in 2012 and was the media's pick for SoCon Pitcher of the Year.*

## PLAYER AND PITCHER OF THE WEEK TOTALS

	Player	Pitcher	Total
The Citadel.....	36	60	96
Western Carolina.....	54	38	92
Georgia Southern*.....	43	32	75
College of Charleston*.....	37	22	59
UNCG.....	20	28	48
Furman.....	15	30	45
Appalachian State*.....	19	25	44
Elon*.....	18	23	41
Davidson*.....	17	16	33
ETSU.....	21	5	26
Wofford.....	8	14	22
Samford.....	10	6	16
Marshall*.....	5	6	11
VMI.....	5	4	9

\* Former member

## REPEAT WEEKLY AWARD WINNERS

### Player

**5 times:**  
Phillip Hartig, CIT (1998-2000)

**4 times:**  
Scott Henley, GSU (2000-01)  
Donovan Minero, WCU (2001-02)  
Lee Curtis, CofC (2002-03)  
Caleb Moore, ETSU (2003-05)  
Saxon Butler, SAM (2011-12)

**3 times:**  
Johnny McCraw, APP (1989-91)  
Grant Brittain, WCU (1990)  
Rod Walker, ETSU (1991-92)  
Tommy Peterman, GSU (1996)  
Alan Beck, WCU (2001-03)  
Mac Doyle, Wofford (2010-11)  
Daniel Aldrich, CofC (2011-12)  
Ross Heffley, WCU (2011-12)

### Pitcher

**6 times:**  
Chris Masters, WCU (2007-09)

**5 times:**  
Tom Mastny, FUR (2001-03)  
Chris Mason, UNCG (2003-05)

**4 times:**  
Brian Rogers, CIT (1996-98)  
Brian Wiley, CIT (1998-99)  
Taft Cable, UNCG (1999-2001)  
Ryan Gordon, UNCG (2000-03)  
Scooter Michael, UNCG (2001-03)  
Jeremy Null, WCU (2013-14)

**3 times:**  
Richard Shirer, CIT (1990)  
Ken Britt, CIT (1990-92)  
Gettys Glaze, CIT (1992)  
Chris Maxwell, WCU (1995-96)  
Wes Self, DAV (1999-2001)  
George Lehr, WOF (2000-02)  
Danny Meszaros, CofC (2005-06)  
Steven Hensley, Elon (2006-07)  
Jay Jackson, FUR (2007-08)  
Matt Crim, CIT (2007-09)  
Asher Wojciechowski, CIT (2008-10)  
Jimmy Reyes, Elon (2008-10)  
Ryan Arrowood, APP (2011-12)  
Cash Collins, WOF (2011-12)



PLAYER	YEAR	PITCHER
<b>Player</b> Ryan Gordon, UNCG Byron Barber, CoFC David Dufour, WOF	<b>2004</b> February March April	<b>Pitcher</b> Lance Cole, Elon Jarrett Santos, UNCG Ryan Falcon, UNCG
<b>Player</b> Evan Erickson, Elon D.J. Wabick, CoFC Jay Heafner, DAV Chris Campbell, CoFC	<b>2005</b> February March April	<b>Pitcher</b> Charles Vartanian, WOF Brett Harker, CoFC Kevin Regan, Elon
<b>Player</b> Greg Dowling, GSU Blake Murphy, WCU Robert Rodebaugh, Elon A.J. Daviduik, FUR Jermaine Mitchell, UNCG	<b>2006</b> February March April May	<b>Pitcher</b> Lance Cole, Elon Danny Meszaros, CoFC Steven Hensley, Elon Chad Tilley, Elon
<b>Player</b> David Rubenstein, APP Kenny Smith, WCU Ben Lasater, CoFC Brandon Waring, WOF	<b>2007</b> February March April May	<b>Pitcher</b> Garrett Sherrill, APP Steven Hensley, Elon Nick Chigges, CoFC Drew Saberhagen, WCU
<b>Player</b> Shane Kirkley, WOF Chris Shehan, GSU Ty Wright, GSU Jeremie Tice, CoFC	<b>2008</b> February March April May	<b>Pitcher</b> Steven Hensley, Elon Steven Hensley, Elon Jay Jackson, FUR Jesse Lewter, Elon
<b>Player</b> Joash Brodin, CoFC Joey Bergman, CoFC Isaac Harrow, APP A.J. Wirsberger, GSU	<b>2009</b> February March April May	<b>Pitcher</b> Garrett Ozar, WCU Drew Mahaffey, CIT Zach Quate, APP Chris Mederos, GSU
<b>Player</b> Andrew Barna, DAV David Schulze, SAM Wes Hobson, APP Kyle Behrendt, WOF Justin Mackert, CIT	<b>2010</b> February March April May	<b>Pitcher</b> Matt Andress, APP Jake Brown, GSU Chris Patterson, APP Jimmy Reyes, Elon
<b>Player</b> Matt Leeds, CoFC Eric Phillips, GSU Victor Roache, GSU Victor Roache, GSU	<b>2011</b> February March April May	<b>Pitcher</b> Austin Pritcher, CIT Lex Rutledge, SAM Ryan Arrowood, APP Jake Zokan, CoFC
<b>Player</b> Saxon Butler, SAM Daniel Kassouf, APP Marty Gantt, CoFC Brandon Miller, SAM	<b>2012</b> February March April May	<b>Pitcher</b> Rob Marcello, APP Seth Grant, APP Ryan Arrowood, APP Josh Martin, SAM
<b>Player</b> Tyler Griffin, CIT Gunnar Heidt, CoFC Will Callaway, APP Joe Jackson, CIT	<b>2013</b> February March April May	<b>Pitcher</b> Austin Pritcher, CIT Spencer Medick, Elon Austin Pritcher, CIT Tyler Moore, APP
<b>Player</b> Stryker Brown, GSU Adam Martin, WCU Hunter King, UNCG Drew McWhorter, SAM	<b>2014</b> February March April May	<b>Pitcher</b> Jeremy Null, WCU Lucas Bakker, Elon Jordan Smith, WCU Sam Howard, GSU



UNCG's Ryan Gordon was the first SoCon player of the month in February 2004.

## PLAYER AND PITCHER OF THE MONTH TOTALS

	Player	Pitcher	Total
Appalachian State*	5	9	14
College of Charleston*	10	4	14
Elon*	2	12	14
Georgia Southern*	8	3	11
The Citadel	3	4	7
Western Carolina	3	4	7
Samford	4	2	6
UNCG	3	2	5
Wofford	4	1	5
Furman	1	1	2
Davidson*	2	0	2

\* Former member

## REPEAT MONTHLY AWARD WINNERS

### Player

**2 times:**  
Victor Roach, GSU (2011)

### Pitcher

**4 times:**  
Steven Hensley, Elon (2006-08)

**3 times:**  
Austin Pritcher, CIT (2011-13)

**2 times:**  
Lance Cole, Elon (2004-06)  
Ryan Arrowood, APP (2011-12)



## COACHES' SELECTIONS UNLESS OTHERWISE NOTED

**1960**  
P Dick Almes, CIT  
P Charlie Revere, UR  
C Chuck Boone, UR  
1B Dick Jones, CIT  
2B Paul Popovich, WVU  
SS Alan Cole, UR  
3B Howard Mikytuck, CIT  
OF Tom Clary, CIT  
OF Joe Gedro, VMI  
OF Dickie Snead, VT

**1961**  
P Lee Melear, VT  
P Tom Shafer, WVU  
C Tony Carmighani, FUR  
1B Dick Jones, CIT  
2B Eddie Hite, VT  
SS Weldon Eddins, VMI  
3B Phil Chewning, FUR  
OF Jerry Buchanan, CIT  
OF Larry Abbott, FUR  
OF Tom Booker, UR

**1962**  
P Frank Griffith, UR  
P Tom Shafer, WVU  
C Gil Minor, VMI  
1B Mel Rideout, UR  
2B Joe Hatalla, WVU  
SS Tom Stepp, WVU  
3B Bill Whaley, CIT  
OF Bill Pashe, GWU  
OF Bobby Stewart, UR  
OF Jim Procopio, WVU

**1963**  
P Lee Melear, VT  
P Joe Jeran, WVU  
C Jim Procopio, WVU  
1B Steve Berzansky, WVU  
2B Joe Hatalla, WVU  
SS Donnie White, VMI  
3B Al McNamee, UR  
OF Bobby Stewart, UR  
OF Dave Blake, VT  
OF Tom Green, VT

**1964**  
P Percy Sensabaugh, VMI  
P John Radosevich, WVU  
C Don Douglas, UR  
1B Steve Berzansky, WVU  
2B Charles Jennings, FUR  
SS Donnie White, VMI  
3B Ingram Haley, FUR  
OF Rick Smyre, DAV  
OF Mike Holloran, GWU  
OF Bill Marovic, WVU

**1965**  
P Percy Sensabaugh, VMI  
P John Radosevich, WVU  
C Ron Renner, WVU  
1B Phil King, FUR  
2B Richie Sharff, UR  
SS Jim Hyder, DAV  
3B Pete Britton, UR  
OF Tom Porter, CIT  
OF Mike Holloran, GWU  
OF Don Hetzel, WVU

**1966**  
P Jim Raynor, ECU  
P Vaughn Kovach, WVU  
C Richard Narron, ECU  
1B Jim Clay, WVU  
2B Richie Sharff, UR  
SS Frank Jenness, UR  
3B Tim Hill, GWU  
OF Wayne Britton, ECU  
OF Ed Thorne, ECU  
OF Mike Holloran, GWU

**1967**  
P Dennis Burke, ECU  
P Dick Balderson, UR  
P Jerry Meadows, WVU  
C Richard Narron, ECU  
1B Tom Green, UR  
2B Lynn Smith, ECU  
SS Joe Lalli, GWU  
3B Bob Beaham, WVU  
OF Jim Snyder, ECU  
OF Tom Parke, WVU  
OF Chuck Albertson, W&M

**1968**  
P Hank Bunnell, GWU  
P Denny Taylor, WVU  
C Eric Spink, GWU  
1B Jerry Blackwell, CIT  
2B Choppy Morris, CIT  
SS Mike Ross, CIT  
3B Steve Kennedy, UR  
OF Gordon Slade, DAV  
OF Jimmy Snyder, ECU  
OF John Medlin, W&M

**1969**  
P Tom Harrison, FUR  
P Hank Bunnell, GWU  
C Buster Holland, CIT  
1B John Campbell, FUR  
2B J.C. Hanks, VMI  
3B Tim White, VMI  
SS Mike Ross, CIT  
3B Marvin Haley, FUR  
OF Gordon Slade, DAV  
OF Carey Anderson, ECU  
OF Richie Richardson, W&M

**1970**  
P Ron Hastings, ECU  
P Hank Bunnell, GWU  
C Stan Sneed, ECU  
1B Tom Bondurant, UR  
2B Dennis Vick, ECU  
SS Bob Dennis, GWU  
3B Jerry Wise, CIT  
OF John Bledsoe, CIT  
OF Gordon Slade, DAV  
OF Bubba Hooker, W&M

**1971**  
P Doug Pounder, CIT  
P John Katona, FUR  
C Harold Wilkerson, DAV  
Stan Sneed, ECU  
1B Tom Bondurant, UR  
2B Dick Corrada, ECU  
SS Reggie Dunnavant, UR  
3B Jerry Wise, CIT  
OF Mike Aldridge, ECU  
OF Neil Eichelberger, FUR  
OF Bruce Wright, UR

**1972**  
P Ray Yeoman, CIT  
P John Katona, FUR  
C Paul Plunkett, CIT  
1B Ron Sanders, CIT  
2B Dick Corrada, ECU  
SS Reggie Dunnavant, UR  
3B Ralph Lamm, ECU  
OF George Weicker, DAV  
OF Les Keenan, UR  
OF Jeff Steckroth, W&M

**1973**  
P Tommy Toms, ECU  
P Roger Hatcher, UR  
C Bill Harris, W&M  
1B Steve Anspaugh, APP  
2B MAR Owen, UR  
SS Mike Ramsey, APP  
3B Frank Dziadul, APP  
OF Robbie Williams, APP  
OF Steve Arrington, CIT  
OF Mike Hogan, ECU

**1974**  
P Dave LaRussa, ECU  
P Todd Brenizer, FUR  
C Mark Rodgman, DAV  
1B Ron Staggs, ECU  
2B Ken Feaster, CIT  
SS Mike Ramsey, APP  
3B Steve Becker, W&M  
OF Steve Anspaugh, APP  
OF Mike Hogan, ECU  
OF Charlie Talley, UR

**1975**  
P Hank Welch, CIT  
P Jeff Boteler, UR  
P Joel Tew, DAV  
C Mark Hodgman, DAV  
1B George Weicker, DAV  
2B Bob Mitchell, UR  
SS Mike Ramsey, APP  
3B Steve Becker, W&M  
OF Gene Dotson, CIT  
OF Paul Martin, CIT  
OF Randy Howell, FUR  
DH Billy Weiters, CIT

**1976**  
P Chris Mensing, FUR  
P Rene Martin, UR  
C John Nichols, FUR  
1B Richard Weiters, CIT  
2B Steve Bryant, ECU  
SS Kevin Harvey, UR  
3B Randy Ingram, APP  
OF Paul Martin, CIT  
OF Joe Roenker, ECU  
OF Randy Howell, FUR  
DH Russell Lee, FUR

**1977**  
P Richard Wieters, CIT  
P Mickey Britt, ECU  
P Pete Conaty, ECU  
C Bob Lapple, DAV  
John Rulli, MAR  
Kelly Lombard, VMI  
1B Sonny Wooten, ECU  
2B Chris Plemmons, APP  
SS Wayne Tolleson, WCU  
3B Randy Ingram, APP  
OF Eddie Gates, ECU  
OF Randy Howell, FUR  
OF Everette Smith, FUR  
OF Dave McElhaney, W&M  
DH Keith Ebersole, WCU

**1978**  
P Mike Pendleton, CIT  
P Martin Rivera, CIT  
C Bob Lapple, DAV  
1B Ronnie Brower, APP  
2B Chris Plemmons, APP  
SS Wayne Tolleson, WCU  
3B Randy Ingram, APP  
OF Joey Moffitt, APP  
OF Randy Rosiek, MAR  
OF John Baker, UTC  
DH Keith Ebersole, WCU

**1979**  
P Frank Galloway, CIT  
P Mike Pendleton, CIT  
C Bob Lapple, DAV  
1B Harry Severino, MAR  
2B Bob Roma, FUR  
SS Randy Ingle, APP  
3B Gary Robinette, ETSU  
OF John Porter, DAV  
OF Jeff Coppinger, UTC  
OF Willie Carpenter, WCU  
DH John Baker, UTC

**1980**  
P Mike Pendleton, CIT  
P Jeff Andrews, ETSU  
C Mel Williamson, CIT  
Tom Alesio, FUR  
Phil Hubbard, VMI  
1B Don Ingle, WCU  
2B Ken Sholl, UTC  
SS Dave Cardwell, ETSU  
3B Gary Robinette, ETSU  
OF John Porter, DAV  
OF Joey Moffitt, APP  
OF Bryan Snyder, ETSU  
OF Willie Carpenter, WCU  
DH Greg Hill, MAR

**1981**  
P Jeff Barkley, CIT  
P Mike Sullivan, MAR  
C Philip Gordon, DAV  
Greg Hill, MAR  
1B John Barlowe, APP  
2B Tom Sams, APP  
SS Mike Knox, CIT  
3B Chris Hust, ETSU  
OF Tony Martin, ETSU  
OF Bryan Snyder, ETSU  
OF Mel Kinsey, WCU  
DH Robbie Peele, APP

**1982**  
P Kirk Bailey, APP  
P Jeff Barkley, CIT  
C Phil Hubbard, VMI  
2B B.J. Hinson, ETSU  
SS Mike Knox, CIT  
3B Todd Sager, MAR  
OF Wayne Dannenberg, ETSU  
OF Marcus Velazquez, ETSU  
OF Terry Smith, FUR  
DH Pete Camelo, APP

**1983**  
P Mike Cherry, CIT  
P Bryan Augsburger, VMI  
C Greg Johnson, WCU  
1B Charlie Fonville, WCU  
2B Mike Nipper, ETSU  
SS Greg Hill, MAR  
3B Todd Sager, MAR  
OF Robbie Peele, APP  
OF Tony Martin, ETSU  
OF David Hill, WCU  
DH Alan Hurt, CIT

**1984**  
P Pete Hardee, APP  
P Scott Gay, WCU  
C Rock Hurst, FUR  
1B Charlie Fonville, WCU  
2B Jamie Harris, APP  
SS Tim Jones, CIT  
3B Todd Sager, MAR  
OF Tony Welborn, APP  
OF Lee Glaze, CIT  
OF Fred Hailey, WCU  
DH Kent Alexander, APP

## 1985

### North Division

P Rich Bosley, APP  
P J.D. McKinney, MAR  
C Brad Long, APP  
1B Greg Weddle, VMI  
2B Marc Hodges, APP  
SS Chris Finwood, VMI  
3B Lawrence Sluder, APP  
OF Tony Welborn, APP  
OF Chip Cook, MAR  
OF Terry Thompson, MAR  
DH Lee James, APP

### South Division

P Mike Monte, CIT  
P Scott Gay, WCU  
C Rock Hurst, FUR  
1B David Hyatt, WCU  
2B Keith Helfant, DAV  
SS Tim Jones, CIT  
3B David Turgeon, DAV  
OF Bill Masse, DAV  
OF Mike Carson, WCU  
OF Fred Hailey, WCU  
DH Skip Nelloms, WCU

## 1986

### North Division

P Kevin Simmons, APP  
P Len Stratton, APP  
C Brad Long, APP  
1B Greg Weddle, VMI  
2B Gary Sibyan, VMI  
SS Scott Church, ETSU  
3B Jeff Barr, ETSU  
OF Andre Crawford, APP  
OF Ed Dubiel, APP  
OF Billy Patton, ETSU  
DH Mike Rambo, ETSU

### South Division

P Mike Monte, CIT  
P Steve Condon, DAV  
C Dan Simonds, DAV  
1B Rick Hardwick, CIT  
2B Keith Helfant, DAV  
SS Alan Lewis, DAV  
3B David Turgeon, DAV  
OF Lee Glaze, CIT  
OF Mike Carson, WCU  
OF Fred Hailey, WCU  
DH Pat Riley, WCU

## 1987

### North Division

P Len Stratton, APP  
P Mike Prince, ETSU  
C Brad Long, APP  
1B Tommy Green, APP  
2B Gary Sibyan, VMI  
SS Chris Finwood, VMI  
3B Lawrence Sluder, APP  
OF Ed Dubiel, APP  
OF Will Edwards, ETSU  
OF Rob Morrison, MAR  
DH Ben Walker, VMI

### South Division

P Steve Condon, DAV  
P Stewart Keyes, WCU  
C Dan Simonds, DAV  
1B Bob Thomas, FUR  
2B Billy Swails, CIT  
SS Alan Lewis, DAV  
3B David Turgeon, DAV  
OF Bill Masse, DAV  
OF Fred Hailey, WCU  
OF Skip Nelloms, WCU  
DH Clint Fairey, WCU

## 1988

### North Division

P Stacey Schneider, APP  
P Rick Tuttle, APP  
C Andy Beasley, VMI  
1B Tommy Green, APP  
2B Gary Sibyan, VMI  
SS Chris Finwood, VMI  
3B Jeff Morgan, ETSU  
OF Keith Nail, APP  
OF Will Edwards, ETSU  
OF Steve Meredith, ETSU  
DH Darron Healey, APP

### South Division

P Greg Wilcox, DAV  
P Paul Menhart, WCU  
C Kevin Vickery, CIT  
1B Clint Fairey, WCU  
2B Billy Swails, CIT  
SS Danny Greene, FUR  
3B Tom Malchesky, WCU  
OF Roy Vilardi, DAV  
OF Keith LeClair, WCU  
OF Skip Nelloms, WCU  
DH Billy Baker, CIT

## 1989

P Pete Palmer, APP  
P Matt Gore, CIT  
C Brent Williams, FUR  
1B Clint Fairey, WCU  
2B Billy Swails, CIT  
SS Steve Hollins, APP  
3B Gary Chandler, APP  
OF Garrett Hinshaw, APP  
OF Scott Waugh, APP  
OF Jason Nixon, MAR  
OF John Parrott, VMI  
DH Gettys Glaze, CIT  
Mark Poarch, WCU

## 1990

P Ken Britt, CIT  
P Mike Montgomery, ETSU  
C Andy Beasley, VMI  
1B MAR Simpson, VMI  
2B Grant Brittain, WCU  
SS Dave Piepenbrink, MAR  
3B Matt Raleigh, WCU  
OF Scott Waugh, APP  
OF Anthony Jenkins, CIT  
OF Jimbo Thornton, ETSU  
DH Billy Baker, CIT

## 1991

P Will Ertel, FUR  
Phillip Grundy, WCU  
C Brent Williams, FUR  
Todd Raleigh, WCU  
1B Rodney Tesh, WCU  
2B Dan McDonnell, CIT  
SS Phillip Tobin, CIT  
3B Matt Raleigh, WCU  
OF Scott Waugh, APP  
OF Craig McLaughlin, FUR  
OF Kevin Bellomo, WCU  
DH Gettys Glaze, CIT

## 1992

P Gettys Glaze, CIT  
P Dallas Rinehart, ETSU  
C Randy DeBruhl, APP  
1B Rod Walker, ETSU  
2B Doug Eder, GSU  
SS Matt Raleigh, WCU  
3B Kevin Hallman, GSU  
OF Vic Correll, CIT  
OF Todd Greene, GSU  
OF Joey Cox, WCU  
DH Willando Ficklin, GSU

## 1993

P Paul Thornton, GSU  
P Jason Beverlin, WCU  
C Brett Boretti, DAV  
1B Chris Lemonis, CIT  
2B Rodney Hennon, WCU  
SS Rick Bender, DAV  
3B Kevin Hallman, GSU  
OF Todd Greene, GSU  
OF Dallas Monday, ETSU  
OF Scott Lyman, WCU  
DH Phillip Grundy, WCU

## 1994

P William Rushing, GSU  
P Jason Beverlin, WCU  
C Brett Boretti, DAV  
1B Clay Hall, DAV  
2B Matt Wilson, GSU  
SS Wade Evans, ETSU  
3B Kevin Hallman, GSU  
OF Will Shellman, APP  
OF Jazz Freitas, DAV  
OF Mike Tidick, WCU  
DH David Young, APP

## 1995

P Britt Reames, CIT  
P William Rushing, GSU  
C Steve Wilson, GSU  
1B Alex Tolbert, WCU  
2B Adam Cross, ETSU  
SS David Groseclose, VMI  
3B Eric Whitson, WCU  
OF Garrick Haltiwanger, CIT  
OF Ryan Glynn, VMI  
OF Jody Henson, WCU  
DH Shane Owenby, APP

## 1996

P Julio Ayala, GSU  
P Tod Lee, GSU  
C Scott Garrett, APP  
1B Tommy Peterman, GSU  
2B Chris Rodriguez, APP  
SS Bradley James, ETSU  
3B Bo Betchman, CIT  
OF Garrick Haltiwanger, CIT  
OF Mark Hamlin, GSU  
OF Antoine Moran, GSU  
DH Scott Musgrave, APP

## 1997

P Brian Rogers, CIT  
P Tod Lee, GSU  
C Michael Holder, GSU  
1B Alex Tolbert, WCU  
2B Bo Betchman, CIT  
SS Terrance Smalls, CIT  
3B A.J. Polichnowski, ETSU  
OF Kenny Osborne, APP  
OF Jerry Simmons, CIT  
OF Martin Barrow, WCU  
DH Britt Phelps, ETSU

## 1998

*First Team*  
P Mark DiFelice, WCU  
P Lee Long, WOF  
RP Tom Martin, CIT  
C Stephen Crater, APP  
1B Philip Hartig, CIT  
2B Dominic Pattie, UNCG  
SS Chris Moore, WCU  
3B Mike Berrier, APP  
OF Linwood Davis, UNCG  
OF Kenny Vawter, UNCG  
OF Martin Barrow, WCU  
DH Mike DeSimone, DAV

## Second Team

P Brian Rogers, CIT  
P Corey McDonald, UNCG  
RP Jason Parson, UNCG  
C Frankie Ward, WCU  
1B Jim Morrill, FUR  
2B Jody Pollock, GSU  
SS Terrence Smalls, CIT  
3B Aaron Haigler, CIT  
OF Jerry Simmons, CIT  
OF Rusty Swackhamer, ETSU  
OF Jeremy Purcell, UNCG  
DH Brandon Eierman, ETSU

## 1999

### First Team

P Lucas Hocker, CofC  
P Brian Wiley, CIT  
RP Jay Morgan, CIT  
C Ronny Marmol, CofC  
1B Philip Hartig, CIT  
2B Billy Colome, CofC  
SS Chris Moore, WCU  
3B Eric Walker, VMI  
OF Brandon Eierman, ETSU  
OF Eric Johnson, WCU  
OF Charles Thomas, WCU  
DH Scott Thompkins, VMI

### Second Team

P Rodney Hancock, CIT  
P Matt Baber, ETSU  
RP Brett Davey, CofC  
C Ed Sparks, ETSU  
1B Steve Harris, WCU  
2B Jody Pollock, GSU  
SS Travis Blevins, ETSU  
3B Joey Foxhall, CofC  
OF Travis Howell, CofC  
OF Chris Morris, CIT  
OF Rusty Swackhamer, ETSU  
DH Tommy John, FUR

## 2000

### First Team

P David Ray, GSU  
P Ryan Gordon, UNCG  
RP Ian Ostlund, VMI  
C Ed Sparks, ETSU  
1B Philip Hartig, CIT  
2B Matt Easterday, GSU  
SS Wes Timmons, APP  
3B Carlos Love, GSU  
OF Eric Walker, VMI  
OF Chris Morris, CIT  
OF Tim Frend, DAV  
OF Jeremy Purcell, UNCG  
DH Dallas McPherson, CIT

### Second Team

P Ron Colvard, CIT  
P Matt Baber, ETSU  
RP Taft Cable, UNCG  
C Mike Goldman, VMI  
1B Chris Behne, APP  
2B Tavy Smalls, CIT  
Shane Schumaker, UNCG  
SS Ben Brown, DAV  
3B Cassidy Lundin, DAV  
OF John Durik, GSU  
OF Jeff Smith, UNCG  
OF Charles Thomas, WCU  
DH Steve Johnson, VMI



## 2001

### First Team

P Eric Talbert, CIT  
P Brett Lewis, GSU  
RP Randy Corn, CIT  
C Matt Lauderdale, CoFC  
James Marino, DAV  
1B Philip Hartig, CIT  
2B Shane Schumaker, UNCG  
SS Wes Timmons, APP  
3B Dallas McPherson, CIT  
OF Nathan Copeland, ETSU  
OF Alan Beck, WCU  
OF Donovan Minero, WCU  
DH Scott Henley, GSU

### Second Team

P Toby David, FUR  
P Taft Cable, UNCG  
RP Andy Hutchings, CoFC  
C Justin Maderer, FUR  
1B Andy Baxter, ETSU  
2B Adam Etherington, FUR  
SS Jesse Spearman, GSU  
3B Derek Norman, FUR  
OF Tim Frend, DAV  
OF Matt Herring, GSU  
OF Darryl Stephens, GSU  
OF Chris Walker, GSU  
DH Billy Ryan, DAV

## 2002 Coaches

### First Team

P Ryan Johnson, CoFC  
P Scooter Michael, UNCG  
RP Randy Corn, CIT  
C Matt Lauderdale, CoFC  
1B Todd Buchanan, WCU  
2B Jason Sarvis, UNCG  
SS Ryan Schade, WCU  
3B Lee Curtis, CoFC  
OF Brett Spivey, CoFC  
OF Matt Herring, GSU  
OF Donovan Minero, WCU  
DH Ryan Gordon, UNCG

### Second Team

P Matt Hamer, CIT  
P Reid Casey, ETSU  
RP George Lehr, WOF  
C Brendan Gilligan, GSU  
1B Dominic Frankey, FUR  
2B Chad Hall, GSU  
SS Jemel Spearman, GSU  
3B Matt Lein, WOF  
OF Tim Frend, DAV  
OF Chris Walker, GSU  
OF Alan Beck, WCU  
DH Chris Davis, WCU

## 2002 Media

### First Team

P Ryan Johnson, CoFC  
P Scooter Michael, UNCG  
RP Randy Corn, CIT  
C Matt Lauderdale, CoFC  
1B Todd Buchanan, WCU  
2B Jason Sarvis, UNCG  
SS Ryan Schade, WCU  
3B Lee Curtis, CoFC  
OF Brett Spivey, CoFC  
OF Matt Herring, GSU  
OF Donovan Minero, WCU  
DH Ryan Gordon, UNCG

### Second Team

P T.A. Fulmer, CIT  
P Jeff Stovall, FUR  
RP George Lehr, WOF  
C Brendan Gilligan, GSU  
1B Chip Cannon, CIT  
2B Chad Hall, GSU  
SS Tony Carbone, WOF  
3B Matt Lein, WOF  
OF Tim Frend, DAV  
OF Alan Beck, WCU  
OF Strat Stavrou, WOF  
DH Chris Davis, WCU

## 2003 Coaches

### First Team

P Tom Mastny, FUR  
P Jarrett Santos, UNCG  
RP David Mitchell, FUR  
C Matt Lauderdale, CoFC  
1B Chip Cannon, CIT  
2B Lee Curtis, CoFC  
SS Andy Howdeshell, ETSU  
3B Chris Ard, CIT  
OF Brendan Gilligan, GSU  
OF Alan Beck, WCU  
OF Rod Goldston, WCU  
DH Ryan Gordon, UNCG

### Second Team

P Dennis Dove, GSU  
P Derrick Hawk, WCU  
RP Matt Hamer, CIT  
C Derek Norman, FUR  
1B Todd Buchanan, WCU  
2B Jason Sarvis, UNCG  
SS Wayne Kilmer, WCU  
3B Carlos Love, GSU  
OF Brett Spivey, CoFC  
OF Brook Dantzler, CIT  
OF Sam Navarro, DAV  
DH Grant Burruss, GSU

## 2003 Media

### First Team

P Tom Mastny, FUR  
P Derrick Hawk, WCU  
RP David Mitchell, FUR  
C Matt Lauderdale, CoFC  
1B Chip Cannon, CIT  
2B Lee Curtis, CoFC  
SS Andy Howdeshell, ETSU  
3B Chris Ard, CIT  
OF Brett Spivey, CoFC  
OF Alan Beck, WCU  
OF Rod Goldston, WCU  
DH Ryan Gordon, UNCG

### Second Team

P Jarrett Santos, UNCG  
P Ryan Basner, WCU  
RP Matt Hamer, CIT  
C Derek Norman, FUR  
1B Todd Buchanan, WCU  
2B Jason Sarvis, UNCG  
SS Wayne Kilmer, WCU  
3B Carlos Love, GSU  
OF Brook Dantzler, CIT  
OF Brendan Gilligan, GSU  
OF Brian Casey, WOF  
DH Grant Burruss, GSU

## 2004 Coaches

### First Team

P Ryan Johnson, CoFC  
P Jonathan Ellis, CIT  
RP Brett Harker, CoFC  
C Caleb Moore, ETSU  
1B Chip Cannon, CIT  
2B Gary Morris, Elon  
SS Andy Howdeshell, ETSU  
3B Jess Easterling, CoFC  
OF Byron Barber, CoFC  
OF Brett Gardner, CoFC  
OF Brandon Long, GSU  
DH Grant Burruss, GSU

### Second Team

P Brian Akin, DAV  
P John Carroll, GSU  
RP Jarrett Santos, UNCG  
C Drew Davis, Elon  
1B Brett Anderson, CoFC  
1B Greg Dowling, GSU  
2B Chris Campbell, CoFC  
SS Tony Carbone, WOF  
3B Danny Valencia, UNCG  
OF Phillip Coker, CoFC  
OF Grant Rembert, Elon  
OF Ryan Gordon, UNCG  
DH David Dufour, WOF

## 2004 Media

### First Team

P Ryan Johnson, CoFC  
P Jonathan Ellis, CIT  
RP Brett Harker, CoFC  
C Caleb Moore, ETSU  
1B Chip Cannon, CIT  
2B Gary Morris, Elon  
SS Andy Howdeshell, ETSU  
3B Jess Easterling, CoFC  
OF Byron Barber, CoFC  
OF Brett Gardner, CoFC  
OF Brandon Long, GSU  
DH Grant Burruss, GSU

### Second Team

P Reid Price, CoFC  
P Brian Akin, DAV  
RP Jay Heafner, DAV  
C Matt Kirkpatrick, CoFC  
Alex Entekin, DAV  
1B Brett Anderson, CoFC  
2B Chris Campbell, CoFC  
SS Eli Benefield, DAV  
3B Danny Valencia, UNCG  
OF Josh Stackley, CIT  
OF Grant Rembert, Elon  
OF James Payne, GSU  
DH Chris Price, Elon

## 2005 Coaches

### First Team

P Chris Mason, UNCG  
P Everett Teaford, GSU  
RP Brett Harker, CoFC  
C Caleb Moore, ETSU  
1B D.J. Wabick, CoFC  
2B Chris Campbell, CoFC  
SS Chuck Hargis, ETSU  
3B Jay Heafner, DAV  
OF Brett Gardner, CoFC  
OF Jason Hurst, GSU  
OF James Payne, GSU  
OF Phillip Coker, CoFC  
DH Blake Church, ETSU  
Brett Anderson, CoFC

### Second Team

P Danny Gemma, CoFC  
P Jeremy Hall, ETSU  
RP Caleb Moore, ETSU  
C Alex Entekin, DAV  
1B Evan Erickson, Elon  
2B Nick Crowe, ETSU  
SS A.J. Davidiuk, FUR  
3B Logan Phillips, GSU  
OF Steven Strausbaugh, WCU  
OF Chris Price, Elon  
OF Shane Byrne, ETSU  
DH Taylor Shoop, DAV

## 2005 Media

### First Team

P Danny Gemma, CoFC  
P Chris Mason, UNCG  
RP Brett Harker, CoFC  
C Caleb Moore, ETSU  
1B D.J. Wabick, CoFC  
2B Chris Campbell, CoFC  
SS Chuck Hargis, ETSU  
3B Jay Heafner, DAV  
OF Brett Gardner, CoFC  
OF Jason Hurst, GSU  
OF Shane Byrne, ETSU  
DH Brett Anderson, CoFC

### Second Team

P Reid Price, CoFC  
P Everett Teaford, GSU  
RP Caleb Moore, ETSU  
C Alex Entekin, DAV  
1B Evan Erickson, Elon  
2B Nick Crowe, ETSU  
SS Brad Peisel, APP  
3B Logan Phillips, GSU  
OF Chris Price, Elon  
OF Phillip Coker, CoFC  
OF James Payne, GSU  
DH Blake Church, ETSU

## 2006 Coaches

### First Team

P Nick Chigges, CoFC  
P Everett Teaford, GSU  
RP Josh McLaughlin, CoFC  
C Tony Maccani, FUR  
1B Greg Dowling, GSU  
2B Ronnie Shore, DAV  
SS A.J. Davidiuk, FUR  
3B Jonathan Greene, WCU  
OF Chris Swauger, CIT  
OF Chris Price, Elon  
OF Jermaine Mitchell, UNCG  
OF Steven Strausbaugh, WCU  
DH Robert Rodebaugh, Elon

### Second Team

P Danny Meszaros, CoFC  
P Matt Chastain, Elon  
RP Patrick Currin, UNCG  
C Blake Murphy, WCU  
1B Case Cassidy, FUR  
2B Chris Campbell, CoFC  
SS Jay Heafner, DAV  
3B Jess Easterling, CoFC  
OF Phillip Coker, CoFC  
OF Gregory Zage, DAV  
OF Grant Rembert, Elon  
DH Sonny Meade, CIT

## 2006 Media

### First Team

P Nick Chigges, CoFC  
P Everett Teaford, GSU  
RP Josh McLaughlin, CoFC  
C Tony Maccani, FUR  
1B Greg Dowling, GSU  
2B Ronnie Shore, DAV  
SS A.J. Davidiuk, FUR  
3B Jess Easterling, CoFC  
OF Chris Price, Elon  
OF Jermaine Mitchell, UNCG  
OF Steven Strausbaugh, WCU  
DH Robert Rodebaugh, Elon

### Second Team

P Danny Meszaros, CoFC  
P Matt Chastain, Elon  
RP Chad Tilley, Elon  
C Blake Murphy, WCU  
1B Case Cassidy, FUR  
2B Chris Campbell, CoFC  
SS Jay Heafner, DAV  
3B Jonathan Greene, WCU  
OF Chris Swauger, CIT  
OF Philip Coker, CoFC  
OF Grant Rembert, Elon  
DH Rob Wilson, DAV

## 2007 Coaches

### First Team

P Nick Chigges, CoFC  
P Drew Saberhagen, WCU  
RP Greg Holland, WCU  
C Blake Murphy, WCU  
1B Zach Brown, CIT  
2B Kenny Smith, WCU  
SS Oliver Marmol, CoFC  
3B Brandon Waring, WOF  
OF David Rubinstein, APP  
OF Michael Harrington, CoFC  
OF Barrett Shaft, DAV  
DH Rob Wilson, DAV

### Second Team

SP Steven Hensley, Elon  
SP Ryan Falcon, UNCG  
RP A.J. Battisto, GSU  
C Alex Garabedian, CoFC  
1B Graham Maiden, CoFC  
2B Chris Campbell, CoFC  
3B Ben Lasater, CoFC  
SS Jason Altenhof, APP  
OF Sonny Meade, CIT  
OF Chris Swauger, CIT  
OF Steven Strausbaugh, WCU  
DH Richard Jones, CIT

## 2007 Media

### First Team

SP Nick Chigges, CoFC  
SP Drew Saberhagen, WCU  
RP Greg Holland, WCU  
C Blake Murphy, WCU  
1B Zach Brown, CIT  
2B Kenny Smith, WCU  
SS Oliver Marmol, CoFC  
3B Brandon Waring, WOF  
OF David Rubinstein, APP  
OF Michael Harrington, CoFC  
OF Jonathan Greene, WCU  
DH Richard Jones, CIT

### Second Team

SP Steven Hensley, Elon  
SP Ryan Falcon, UNCG  
RP Matt Webb, DAV  
C Alex Garabedian, CoFC  
1B John Ingram, WCU  
2B Chris Campbell, CoFC  
SS Mike Gilmartin, WOF  
3B Ben Lasater, CoFC  
OF Patrick Irvine, Elon  
OF Mike Economos, GSU  
OF Steven Strausbaugh, WCU  
DH Rob Wilson, DAV

## 2008 Coaches

### First Team

P Steven Hensley, Elon  
P Jay Jackson, FUR  
RP Thomas Girdwood, Elon  
C Blake Murphy, WCU  
1B Michael Harrington, CoFC  
2B Brandon Sizemore, CoFC  
SS Jason Altenhof, APP  
3B Jeremie Tice, CoFC  
OF Chris Swauger, CIT  
OF Cory Harilchak, Elon  
OF Chris Shehan, GSU  
DH Ty Wright, GSU

### Second Team

P Matt Andress, APP  
P Greg Martin, UNCG  
RP Nick Karow, FUR  
C Griffin Benedict, GSU  
1B Ricky Orton, UNCG  
2B Nick Liles, WCU  
SS Michael Gilmartin, WOF  
3B AJ Wirnsberger, GSU  
OF David Rubinstein, APP  
OF Sonny Meade, CIT  
OF David Richardson, GSU  
OF Gabe Marchant, CoFC  
DH Reese Wade, FUR

## 2008 Media

### First Team

SP Steven Hensley, Elon  
SP Jay Jackson, FUR  
RP Tom Girdwood, Elon  
C Blake Murphy, WCU  
1B Michael Harrington, CoFC  
2B Brandon Sizemore, CoFC  
SS Jason Altenhof, APP  
3B Jeremie Tice, CoFC  
OF Sonny Meade, CIT  
OF Cory Harilchak, Elon  
OF Chris Shehan, GSU  
DH Ty Wright, GSU

### Second Team

SP Drew Murray, GSU  
SP Mike Tavernier, WCU  
RP Nick Karow, FUR  
C Dallas Tarleton, Elon  
1B Ricky Orton, UNCG  
2B Nick Liles, WCU  
SS Mike Hentz, CoFC  
3B Bennett Davis, Elon  
OF David Rubinstein, APP  
OF Gabe Marchant, CoFC  
OF Chris Swauger, CIT  
DH Reese Wade, FUR

## 2009 Coaches

### First Team

P Wes Wrenn, CIT  
P Chris Mederos, GSU  
RP Zach Quate, APP  
Thomas Girdwood, Elon  
C Richard Jones, CIT  
1B Chris McGuinness, CIT  
2B Brandon Sizemore, CoFC  
SS Brent Greer, WCU  
3B Joey Bergman, CoFC  
OF Sonny Meade, CIT  
OF Cory Harilchak, Elon  
OF Pat Irvine, Elon  
DH Ryan Daniels, CoFC

### Second Team

P Jesse Simpson, CoFC  
P Jimmy Reyes, Elon  
RP Drew Mahaffey, CIT  
C Griffin Benedict, GSU  
1B Joash Brodin, CoFC  
2B Wes Hobson, APP  
SS Michael Gilmartin, WOF  
3B Chase Austin, Elon  
OF Rand Smith, APP  
OF Matt Mansilla, CoFC  
OF Clay McCord, CoFC  
DH Danny Weiss, DAV

### All-Freshman

David Peterson, CoFC  
David Greene, CIT  
Nick Orvin, CIT  
Drew Gadaire, DAV  
Jordan Darnell, Elon  
Zeth Stone, Elon  
Matt Murray, GSU  
Eric Phillips, GSU  
Colin Snow, GSU  
Ross Heffley, WCU  
Konstantine Diamaduros, WOF  
James Foster, WOF

## 2009 Media

### First Team

P Wes Wrenn, CIT  
P Chris Mederos, GSU  
RP Zach Quate, APP  
C Griffin Benedict, GSU  
1B Chris McGuinness, CIT  
2B Brandon Sizemore, CoFC  
SS Brent Greer, WCU  
3B Joey Bergman, CoFC  
OF Matt Mansilla, CoFC  
OF Sonny Meade, CIT  
OF Pat Irvine, Elon  
DH Ryan Daniels, CoFC

### Second Team

P Jesse Simpson, CoFC  
P Jimmy Reyes, Elon  
RP Thomas Girdwood, Elon  
C Richard Jones, CIT  
1B Joash Brodin, CoFC  
2B Wes Hobson, APP  
SS Michael Gilmartin, WOF  
3B Isaac Harrow, APP  
OF Rand Smith, APP  
OF Clay McCord, CoFC  
OF Cory Harilchak, Elon  
DH Danny Weiss, DAV

## 2010 Coaches

### First Team

SP Asher Wojciechowski, CIT  
SP Jimmy Reyes, Elon  
RP Chris Patterson, APP  
C Mike Melillo, Elon  
1B Kyle Blackburn, GSU  
2B Wes Hobson, APP  
SS Neal Pritchard, Elon  
3B Matt Leeds, CoFC  
OF Cole Rakar, CoFC  
OF Jose Rodriguez, CoFC  
OF David Schulze, SAM  
DH Mac Doyle, WOF

### Second Team

SP Kevin Decker, CoFC  
SP Matt Benedict, WCU  
RP Lex Rutledge, SAM  
C Rob Kral, CoFC  
1B Greg Blake, CoFC  
2B Bryan Altman, CIT  
SS Eric Phillips, GSU  
3B Kyle Behrendt, WOF  
OF Nick Orvin, CIT  
OF Shawn Payne, GSU  
OF Matt Hinson, Elon  
OF Wayne Miller, SAM  
DH Jerod Faggart, APP

### All-Freshman

Hector Crespo, APP  
Ryan Stetson, APP  
Christian Powell, CoFC  
Michael Clevinger, CIT  
Andrew Barna, DAV  
Alex Swim, Elon  
Kyle Webb, Elon  
Will Muzika, FUR  
Michael Burrus, GSU  
Arthur Owens, GSU  
Harry Slade, UNCG  
Lex Rutledge, SAM

## 2010 Media

### First Team

SP Asher Wojciechowski, CIT  
SP Jimmy Reyes, Elon  
RP Chris Patterson, APP  
C Rob Kral, CoFC  
1B Kyle Blackburn, GSU  
2B Wes Hobson, APP  
SS Neal Pritchard, Elon  
3B Matt Leeds, CoFC  
OF Cole Rakar, CoFC  
OF Jose Rodriguez, CoFC  
OF David Schulze, SAM  
DH Mac Doyle, WOF

### Second Team

SP Kevin Decker, CoFC  
SP Matt Benedict, WCU  
RP Lex Rutledge, SAM  
C Mike Melillo, Elon  
1B Greg Blake, CoFC  
2B Bryan Altman, CIT  
SS Eric Phillips, GSU  
3B Kyle Behrendt, WOF  
OF Matt Hinson, Elon  
OF Shawn Payne, GSU  
OF Trevor Collias, WCU  
DH Jerod Faggart, APP

## 2011 Coaches

### First Team

SP Josh Renfro, CoFC  
 SP Andy Moye, GSU  
 SP Warren Slack, UNCG  
 RP Matt Murray, GSU  
 C Trevor Edwards, UNCG  
 1B Saxon Butler, SAM  
 2B Ross Heffley, WCU  
 SS Eric Phillips, GSU  
 3B Matt Leeds, CoFC  
 OF Daniel Aldrich, CoFC  
 OF Nick Orvin, CIT  
 OF Victor Roache, GSU  
 DH Stephen Notaro, WCU

### Second Team

SP Christian Powell, CoFC  
 SP Kyle Putkonen, SAM  
 RP Andrew Jones, SAM  
 C Rob Kral, CoFC  
 1B Aaron Thompson, FUR  
 2B Sebastian Gomez, Elon  
 SS Neal Pritchard, Elon  
 3B Austin Schultz, WCU  
 OF Shawn Payne, GSU  
 OF Phillip Ervin, SAM  
 OF Brandon Miller, SAM  
 DH Mac Doyle, WOF

### All-Freshman

Preston Troutman, APP  
 Daniel Aldrich, CoFC  
 Drew DeKerlegand, CIT  
 Joe Jackson, CIT  
 Forrest Brandt, DAV  
 Sebastian Gomez, Elon  
 David Whitehead, Elon  
 Brandon Browne, UNCG  
 Phillip Ervin, SAM  
 C.K. Irby, SAM  
 Aaron Attaway, WCU  
 Adam Martin, WCU

## 2011 Media

### First Team

SP Josh Renfro, CoFC  
 SP Andy Moye, GSU  
 RP John Brebbia, Elon  
 C Rob Kral, CoFC  
 1B Saxon Butler, SAM  
 2B Ross Heffley, WCU  
 SS Eric Phillips, GSU  
 3B Matt Leeds, CoFC  
 OF Daniel Aldrich, CoFC  
 OF Victor Roach, GSU  
 OF Phillip Ervin, SAM  
 DH Stephen Notaro, WCU

### Second Team

SP Ryan Arrowood, APP  
 SP Christian Powell, CoFC  
 RP Matt Murray, GSU  
 C Trevor Edwards, UNCG  
 1B Aaron Thompson, FUR  
 2B Sebastian Gomez, Elon  
 SS Neal Pritchard, Elon  
 3B Austin Schultz, WCU  
 OF Jack Myers, APP  
 OF Nick Orvin, CIT  
 OF Shawn Payne, GSU  
 DH Mac Doyle, WOF

## 2012 Coaches

### First Team

SP Christian Powell, CoFC  
 SP Josh Martin, SAM  
 RP Preston Hatcher, WCU  
 C Alex Swim, Elon  
 1B Saxon Butler, SAM  
 2B Ross Heffley, WCU  
 SS Will Callaway, APP  
 3B Eric Phillips, GSU  
 OF Marty Gantt, CoFC  
 OF Phillip Ervin, SAM  
 OF Brandon Miller, SAM  
 DH Daniel Kassouf, APP

### Second Team

SP Ryan Arrowood, APP  
 SP Brandon Yarusi, WOF  
 RP C.K. Irby, SAM  
 C Brad Moss, SAM  
 1B Ryan Kinsella, Elon  
 2B Hector Crespo, APP  
 SS Bradley Goodson, CoFC  
 3B Thomas Troelstrup, UNCG  
 OF Tyler Tewell, APP  
 OF Tyler Zupcic, APP  
 OF Brandon Murray, CoFC  
 DH Jacob Hoyle, WCU

### All-Freshman

Brandon Burris, APP  
 Jamie Nunn, APP  
 Kevin Connell, CIT  
 Mason Davis, CIT  
 Henry Sisson, DAV  
 Chris Ohmstede, FUR  
 Elliott Warford, FUR  
 Tyler Avera, GSU  
 Chase Griffin, GSU  
 Jacob Hoyle, WCU  
 Jeremy Null, WCU  
 Bradley Strong, WCU

## 2012 Media

### First Team

SP Ryan Arrowood, APP  
 SP Christian Powell, CoFC  
 RP Preston Hatcher, WCU  
 C Alex Swim, Elon  
 1B Saxon Butler, SAM  
 2B Ross Heffley, WCU  
 SS Will Callaway, APP  
 3B Eric Phillips, GSU  
 OF Tyler Tewell, APP  
 OF Marty Gantt, CoFC  
 OF Brandon Miller, SAM  
 DH Daniel Kassouf, APP

### Second Team

SP Matt Pegler, CoFC  
 SP Josh Martin, SAM  
 RP Kyle Owings, CoFC  
 C Brad Moss, SAM  
 1B Ryan Kinsella, Elon  
 2B Hector Crespo, APP  
 SS Bradley Goodson, CoFC  
 3B Rob Harding, CoFC  
 OF Tyler Zupcic, APP  
 OF Phillip Ervin, SAM  
 OF Mac Doyle, WOF  
 DH C.K. Irby, SAM

## 2013 Coaches

### First Team

SP Jamie Nunn, APP  
 SP Austin Pritcher, CIT  
 RP Preston Hatcher, WCU  
 C Joe Jackson, CIT  
 1B Ryan Kinsella, Elon  
 2B Hector Crespo, APP  
 SS Aaron Attaway, WCU  
 3B Tyler White, WCU  
 OF Christian Wolfe, UNCG  
 OF Phillip Ervin, SAM  
 OF Julian Ridings, WCU  
 DH C.K. Irby, SAM

### Second Team

SP Kyle Webb, Elon  
 SP Jeremy Null, WCU  
 RP Skylar Hunter, CIT  
 C Adam Martin, WCU  
 1B Alex Abrams, FUR  
 2B Blake Butler, CoFC  
 2B Mason Davis, CIT  
 SS Will Callaway, APP  
 3B Trevor Edwards, UNCG  
 OF Brandon Murray, CoFC  
 OF Hughston Armstrong, CIT  
 OF Christian Durdaller, SAM  
 DH Bo Thompson, CIT

### All-Freshman

Jaylin Davis, APP  
 Dillon Dobson, APP  
 Blake Butler, CoFC  
 Nathan Helvey, CoFC  
 Carl Wise, CoFC  
 Skylar Hunter, CIT  
 Sam Foy, DAV  
 Jordan Simpson, FUR  
 Ryan Clark, UNCG  
 Benigno Marrero, UNCG  
 Richard Greene, SAM  
 Jonathan Waszak, WCU  
 Will Stillman, WOF

## 2013 Media

### First Team

SP Jamie Nunn, APP  
 SP Austin Pritcher, CIT  
 RP Preston Hatcher, WCU  
 C Joe Jackson, CIT  
 1B Ryan Kinsella, Elon  
 2B Hector Crespo, APP  
 SS Aaron Attaway, WCU  
 3B Tyler White, WCU  
 OF Christian Wolfe, UNCG  
 OF Christiaan Durdaller, SAM  
 OF Phillip Ervin, SAM  
 OF Julian Ridings, WCU  
 DH C.K. Irby, SAM

### Second Team

SP Kyle Webb, Elon  
 SP Jeremy Null, WCU  
 RP Skylar Hunter, CIT  
 C Adam Martin, WCU  
 1B Calvin Orth, CIT  
 2B Blake Butler, CoFC  
 SS Will Callaway, APP  
 3B Chris Ohmstede, FUR  
 OF Brandon Murray, CoFC  
 OF Hughston Armstrong, CIT  
 OF Sebastian Gomez, Elon  
 DH Bo Thompson, CIT

## 2014 Coaches

### First Team

SP Josh Wirsu, GSU  
 SP Jordan Smith, WCU  
 RP Andres Gracia, SAM  
 C Adam Martin, WCU  
 1B Jacob Hoyle, WCU  
 2B Hunter King, UNCG  
 2B Bradley Strong, WCU  
 SS Dillon Dobson, APP  
 SS Hunter Burton, FUR  
 3B Sean Guite, UNCG  
 OF Forrest Brandt, DAV  
 OF Lee Miller, DAV  
 OF Casey Jones, Elon  
 DH Ryan Lowe, DAV

### Second Team

SP Danny Mooney, DAV  
 SP Jeremy Null, WCU  
 RP Jason Richman, GSU  
 C Drew McWhorter, SAM  
 1B Greg Harrison, FUR  
 2B Michael Pierson, APP  
 SS Jordan McDonald, UNCG  
 3B Chris Ohmstede, FUR  
 OF Drew DeKerlegand, CIT  
 OF Nathan Becker, DAV  
 OF Eric Kalbfleisch, UNCG  
 OF Heath Quinn, SAM  
 DH Bo Thompson, CIT

### All-Freshman Team

Matt Brill, APP  
 Dallas DeVrieze, APP  
 Tyler Stroup, APP  
 Garrett Chapman, GSU  
 Ryan Cleveland, GSU  
 Matt Harris, Elon  
 Nick Zammarelli, Elon  
 Carter Grote, FUR  
 Adam Swim, UNCG  
 Jared Brasher, SAM  
 T.J. Dixon, SAM  
 Heath Quinn, SAM  
 Bryan Sammons, WCU

## 2014 Media

### First Team

SP Josh Wirsu, GSU  
 SP Jordan Smith, WCU  
 RP Andres Gracia, SAM  
 C Adam Martin, WCU  
 1B Jacob Hoyle, WCU  
 2B Michael Pierson, APP  
 SS Tyler Filliben, SAM  
 3B David Daniels, DAV  
 OF Drew DeKerlegand, CIT  
 OF Forrest Brandt, DAV  
 OF Casey Jones, Elon  
 DH Ryan Lowe, DAV

### Second Team

SP Danny Mooney, DAV  
 SP Jeremy Null, WCU  
 RP Tyler Powell, WCU  
 C Drew McWhorter, SAM  
 1B Greg Harrison, FUR  
 2B Hunter King, UNCG  
 SS Jordan McDonald, UNCG  
 3B Chris Ohmstede, FUR  
 OF Lee Miller, DAV  
 OF Stryker Brown, GSU  
 OF Aaron Mizell, GSU  
 OF Heath Quinn, SAM  
 DH Bo Thompson, CIT





# SOCON ALL-TOURNAMENT TEAMS

## 1990

P Richard Shirer, CIT  
C Gettys Glaze, CIT  
1B Brad Niethammer, APP  
2B Grant Brittain, WCU  
SS Dave Piepenbrink, MAR  
3B Doug Jones, APP  
OF Billy Baker, CIT (MVP)  
OF Chris Stone, FUR  
OF Rodney Tesh, WCU  
DH Mike Hilton, WCU

## 1991

P Jack Kimel, WCU  
C Brent Williams, FUR (MVP)  
1B Rodney Tesh, WCU  
2B John Key, APP  
SS Nathan Dunn, ETSU  
3B Matt Raleigh, WCU  
OF Scott Waugh, APP  
OF Kevin Bellomo, WCU  
OF Joey Cox, WCU  
DH Dallas Rhinehart, ETSU

## 1992

P Jim Carragher, GSU  
C Mike Darnell, GSU  
1B Bryan Wiggins, GSU  
2B Doug Eder, GSU  
SS Chris Petersen, GSU  
3B Eric Whitson, WCU  
OF Mike Miller, GSU  
OF Joey Cox, WCU (MVP)  
OF Scott Lyman, WCU  
DH Gettys Glaze, CIT

## 1993

P Jason Beverlin, WCU  
C Roy Hurst, WCU  
1B Chris Lemonis, CIT  
2B Matt Wilson, GSU  
SS Dave Groseclose, VMI  
3B Louie Napoleon, VMI  
OF Dale Sistare, CIT  
OF Rob Doherty, WCU  
OF Mike Tidick, WCU  
DH Phillip Grundy, WCU (MVP)

## 1994

P Britt Reames, CIT  
C Brett Boretti, DAV  
1B Marc Striker, WCU  
2B John Connolly, WCU  
SS Jermaine Shuler, CIT (MVP)  
3B Bo Betchman, CIT  
OF Garrick Haltiwanger, CIT  
OF Louie Napoleon, VMI  
OF Mike Tidick, WCU  
DH Donald Morillo, CIT

## 1995

P Donald Morillo, CIT (MVP)  
P Britt Reames, CIT  
C James Lyons, ETSU  
1B Tommy Peterman, GSU  
2B David Beckley, CIT  
SS Tyson Whitley, GSU  
3B Eric Whitson, WCU  
OF Garrick Haltiwanger, CIT  
OF Dale Sistare, CIT  
OF Len Hart, ETSU  
DH Ryan Glynn, VMI

## 1996

P Clint Sauls, GSU  
C Steve Wilson, GSU  
1B Nate Shepperson, VMI  
2B Donnie Coe, GSU  
SS Terrance Smalls, CIT  
3B Bo Betchman, CIT  
OF Jon Placko, FUR  
OF Mark Hamlin, GSU (MVP)  
OF Antoine Moran, GSU  
DH Britt Phelps, ETSU

## 1997

P David Noyce, FUR  
C J.P. Burwell, WCU (MVP)  
1B Ryan Butler, CIT  
2B Jeff Szikszai, WCU  
SS Eric Boehmer, FUR  
3B Dan Martz, FUR  
OF Rodney Hancock, CIT  
OF Brandon Holler, FUR  
OF Jody Wade, FUR  
DH Tyson Whitley, GSU

## 1998

P Brian Rogers, CIT (MVP)  
C Jay Morgan, CIT  
1B Philip Hartig, CIT  
2B Dominic Pattie, UNCG  
SS Terrence Smalls, CIT  
3B Aaron Haigler, CIT  
OF Kevin Durham, CIT  
OF Kenny Vawter, UNCG  
OF Eric Johnson, WCU  
DH Lance Surridge, UNCG

## 1999

P Rodney Hancock, CIT (MVP)  
C Ronny Marmol, CofC  
1B Philip Hartig, CIT  
2B Tavy Smalls, CIT  
SS Michael Harris, CIT  
3B Charlie Wands, WCU  
OF Josh Edgeworth, CofC  
OF Rusty Swackhamer, ETSU  
OF Eric Johnson, WCU  
DH Morgan Frazier, WCU

## 2000

P Corey Etheridge, FUR  
C Ed Sparks, ETSU  
1B Chris Behne, APP  
2B Matt Easterday, GSU (MVP)  
SS Danny Rueckel, FUR  
3B Cole Hubka, FUR  
OF Josh Edgeworth, CofC  
OF Clint Hill, FUR  
OF J.R. Revere, GSU  
DH Ryan Presnell, FUR

## 2001

P Randy Corn, CIT (MVP)  
P Ted Toler, UNCG  
C Brendon Gilligan, GSU  
1B Andy Baxter, ETSU  
2B Shane Schumaker, UNCG  
SS Jemel Spearman, GSU  
3B Dallas McPherson, CIT  
OF Jasha Balcom, CofC  
OF Brook Dantzler, CIT  
OF Nathan Copeland, ETSU  
OF Chris Cook, UNCG  
DH Chris Mittendorf, UNCG

## 2002

P Brett Lewis, GSU (MVP)  
C Matt Lauderdale, CofC  
1B Carlos Love, GSU  
2B Jack Arroyo, CofC  
SS Jemel Spearman, GSU  
3B Lee Curtis, CofC  
OF Brett Anderson, CofC  
OF Craig Caudill, FUR  
OF Matt Herring, GSU  
OF J.R. Revere, GSU  
OF Kirk Strebin, UNCG  
DH Coogie Freedman, FUR

## 2003

P Ryan Basner, WCU  
C A.J. Zickgraf, GSU  
1B Jon Wade, VMI  
2B Brandon Burnsed, GSU  
SS Lee Curtis, CofC  
3B Chris Davis, WCU  
OF Brandon Long, GSU  
OF Ryan Gordon, UNCG  
OF Matt Nelson, WCU  
DH Brian Sigmon, WCU (MVP)

## 2004

P Jonathan Ellis, CIT (MVP)  
C Brian Sigmon, WCU  
1B Chip Cannon, CIT  
2B Jon Aughey, CIT  
SS Chris Davis, WCU  
3B Chris Ard, CIT  
OF Denver Edick, WCU  
OF Byron Barber, CofC  
OF Matt Covington, CIT  
OF Andy Phillips, CIT  
DH Mark Eggleton, CIT

## 2005

P Nick Hollstegge, FUR (MVP)  
C Flint Wipke, GSU  
1B Case Cassidy, FUR  
2B Chris Campbell, CofC  
SS Matt Matulia, CIT  
3B Matthew Betsill, FUR  
OF Brett Gardner, CofC  
OF James Payne, GSU  
OF Brent Stephens, GSU  
DH Sam McLain, FUR

## 2006

P Nick Chigges, CofC (co-MVP)  
C Alex Garabedian, CofC  
1B Trey Daniel, WCU  
2B Chris Campbell, CofC  
SS Jess Easterling, CofC (co-MVP)  
3B Adam Weaver, Elon  
OF Larry Cobb, CofC  
OF Chris Swauger, CIT  
OF Chris Price, Elon  
DH Sonny Meade, CIT

## 2007

P Ben Austin, Wofford  
C Richard Jones, CIT  
1B Zach Brown, CIT  
2B Eric Strukie, Wofford  
SS Mike Gilmartin, Wofford  
3B Brandon Waring, Wofford (MVP)  
OF Chris Swauger, CIT  
OF Pat Irvine, Elon  
OF Sean Snell, UNCG  
DH Andrew Franco, APP

## 2008

P Mike Lynn, CofC  
C Dallas Tarleton, Elon  
1B Jay Jackson, FUR  
2B Tim Carrier, UNCG  
SS Chase Austin, Elon  
3B Bennett Davis, Elon  
OF Stuart Haywood, CofC  
OF Cory Harrihchak, Elon (MVP)  
OF Chris Shehan, GSU  
DH Greg Feltes, UNCG

## 2009

SP Asher Wojciechowski, CIT  
SP Chris Mederos, GSU  
RP Thomas Girdwood, Elon  
C Richard Jones, CIT  
1B David Towarnicky, APP  
2B Marcus Rose, FUR  
SS Brent Greer, WCU  
3B Chase Austin, Elon  
OF Sonny Meade, CIT  
OF Pat Irvine, Elon  
OF Ty Wright, GSU  
DH Kyle Blackburn, GSU (MVP)

## 2010

SP Asher Wojciechowski, CIT  
SP Jimmy Reyes, Elon  
RP Brandon Johnson, WCU  
C Ollie Goulder, WCU  
1B Justin Mackert, CIT (MVP)  
2B Wes Hobson, APP  
SS Jamie Holler, CofC  
3B Hector Crespo, APP  
OF Chris Alessandria, APP  
OF William Ladd, CIT  
OF Matt Johns, WCU  
DH Brad Felder, CIT

## 2011

SP Seth Grant, APP  
SP Chris Beck, GSU (MVP)  
RP Andrew Jones, SAM  
C Tom Richardson, GSU  
1B Marty Gantt, CofC  
2B Michael Johnson, SAM  
SS Eric Phillips, GSU  
3B Alex Abrams, FUR  
OF Tyler Zupcic, APP  
OF Cole Rakar, CofC  
OF Phillip Ervin, SAM  
DH Michael Burruss, GSU

## 2012

SP Justin Hess, GSU  
SP Josh Martin, SAM (MVP)  
RP C.K. Irby, SAM  
C Chase Griffin, GSU  
1B Ryan Kinsella, Elon  
2B Tyler Avera, GSU  
2B Zeth Stone, SAM  
SS Austin Allison, SAM  
3B Chris Ohmstede, FUR  
OF Taylor Johnson, FUR  
OF Phillip Ervin, SAM  
OF Brandon Miller, SAM  
DH Garren Palmer, GSU

## 2013

SP Kyle Webb, Elon  
SP Justin Hess, GSU  
RP Dylan Clark, Elon  
C Joe Jackson, CIT (MOP)  
1B Ryan Kinsella, Elon  
2B Hector Crespo, APP  
SS Antonio Alvarez, Elon  
3B Tyler White, WCU  
OF Tyler Griffin, CIT  
OF Sebastian Gomez, Elon  
OF Julian Ridings, WCU  
DH Bo Thompson, CIT

## 2014

SP Jeffrey Springs, APP  
SP Alex Ledford, SAM  
RP Jason Richman, GSU (MOP)  
C Daniel Gerow, DAV  
1B Caleb Bryson, SAM  
2B Ben Morgan, GSU  
SS Dalton Busby, GSU  
3B Michael Pierson, APP  
OF Jake Jones, FUR  
OF Aaron Mizell, GSU  
OF Heath Quinn, SAM  
DH Alex Abrams, FUR

## SOCON COACHES AWARDS

### SoCon Player of the Year

1972	Reggie Dunnavant, RICH
1973	Steve Arrington, CIT
1974	Mike Ramsey, APP
1975	George Weicker, DAV
1976	Richard Wieters, CIT
1977	Richard Wieters, CIT
1978	Wayne Tolleson, WCU
1979	Randy Ingle, APP
1980	Gary Robinette, ETSU
1981	Mel Kinsey, WCU
1982	Bill White, CIT
1983	Mike Cherry, CIT
1984	Tony Welborn, APP
1985	Scott Gay, WCU
1986	Len Stratton, APP
1987	Clint Fairey, WCU
1988	Clint Fairey, WCU
1989	Clint Fairey, WCU
	Scott Waugh, APP
1990	Grant Brittain, WCU
1991	Kevin Bellomo, WCU
1992	Matt Raleigh, WCU
1993	Todd Greene, GSU
1994	Mike Tidick, WCU
1995	Steve Wilson, GSU
1996	Tommy Peterman, GSU
1997	Alex Tolbert, WCU
1998	Martin Barrow, WCU
1999	Chris Moore, WCU
2000	Matt Easterday, GSU
2001	Philip Hartig, CIT
2002	Lee Curtis, CofC
2003	Alan Beck, WCU
2004	Caleb Moore, ETSU
2005	Jay Heafner, DAV
2006	A.J. Davidiuk, FUR
2007	Kenny Smith, WCU
2008	Jeremie Tice, CofC
2009	Joey Bergman, CofC
	Chase Austin, Elon
2010	Matt Leeds, CofC
2011	Victor Roache, GSU

2012	Marty Gantt, CofC
2013	Ryan Kinsella, Elon
2014	Forrest Brandt, DAV
	Casey Jones, Elon

### SoCon Pitcher of the Year

1989	Pete Palmer, APP
1990	Ken Britt, CIT
1991	Will Ertel, FUR
1992	Gettys Glaze, CIT
1993	Paul Thornton, GSU
1994	Jason Beverlin, WCU
1995	William Rushing, GSU
1996	Julio Ayala, GSU
1997	Tod Lee, GSU
1998	Mark DiFelice, WCU
1999	Brian Wiley, CIT
2000	David Ray, GSU
2001	Eric Talbert, CIT
2002	Randy Corn, CIT
2003	Tom Mastny, FUR
2004	Ryan Johnson, CofC
2005	Brett Harker, CofC
2006	Nick Chigges, CofC
2007	Nick Chigges, CofC
2008	Steven Hensley, Elon
2009	Wes Wrenn, CIT
2010	Asher Wojciechowski, CIT
2011	Matt Murray, GSU
2012	Christian Powell, CofC
2013	Austin Pritcher, CIT
2014	Josh Wirsu, GSU

### SoCon Freshman of the Year

1980	John MAR, DAV
1981	Jeff Montgomery, MAR
1982	Jack Cheek-Fagan, FUR
	Mike Lamore, VMI
1983	Brian Tebo, WCU
1984	Fred Hailey, WCU
1985	Bill Masse, DAV
1986	Will Edwards, ETSU
1987	Jim Piekutowski, FUR

1988	Scott Waugh, APP
1989	Gettys Glaze, CIT
	Johnny McCraw, APP
	Matt Raleigh, WCU
1990	Rob Doherty, WCU
1991	Phillip Grundy, WCU
1992	Shane Spears, FUR
1993	Kenny Osborne, APP
1994	Tommy Peterman, GSU
1995	Tod Lee, GSU
1996	David Noyce, FUR
1997	Rodney Hancock, CIT
1998	Philip Hartig, CIT
1999	Brett Lewis, GSU
2000	Ryan Gordon, UNCG
2001	Derek Norman, FUR
2002	Matt Lein, WOF
2003	Kelly Sweppenhiser, VMI
2004	Chris Campbell, CofC
2005	Steven Strausbaugh, WCU
2006	Steven Hensley, Elon
2007	Richard Jones, CIT
2008	Thomas Girdwood, Elon
2009	Ross Heffley, WCU
2010	Will Muzika, FUR
2011	Daniel Aldrich, CofC
2012	Chase Griffin, GSU
2013	Jaylin Davis, APP
2014	Heath Quinn, SAM

### SoCon Coach of the Year

1972	Chuck Boone, RICH
1975	Chal Port, CIT
1976	Tom Wall, FUR
1977	Monte Little, ECU
1978	Jack Cook, MAR
1979	Chal Port, CIT
1980	Charley Lodes, ETSU
1981	Bill Hayward, WCU
1982	Chal Port, CIT
	Donny White, VMI
1983	Chal Port, CIT
1984	Jim Morris, APP

1985	George Greer, DAV
1986	Harold Stout, ETSU
1987	Jack Leggett, WCU
1988	Paul Maini, VMI
1989	Jack Cook, MAR
1990	Chal Port, CIT
1991	Chal Port, CIT
1992	Keith LeClair, WCU
1993	Jack Stallings, GSU
1994	Keith LeClair, WCU
1995	Fred Jordan, CIT
1996	Jack Stallings, GSU
1997	Keith LeClair, WCU
1998	Mike Gaski, UNCG
1999	Fred Jordan, CIT
2000	Rodney Hennon, GSU
2001	Rodney Hennon, GSU
2002	Todd Raleigh, WCU
2003	Tom Slater, VMI
2004	John Pawlowski, CofC
2005	John Pawlowski, CofC
2006	Mike Kennedy, Elon
2007	John Pawlowski, CofC
2008	Mike Kennedy, Elon
2009	Mike Kennedy, Elon
2010	Fred Jordan, CIT
2011	Mike Gaski, UNCG
2012	Chris Pollard, APP
2013	Bobby Moranda, WCU
2014	Dick Cooke, DAV

## SOCON MEDIA AWARDS

### SoCon Player of the Year

2002	Donovan Minero, WCU
2003	Lee Curtis, CofC
2004	Caleb Moore, ETSU
2005	Jay Heafner, DAV
2006	A.J. Davidiuk, FUR
2007	Kenny Smith, WCU
2008	Chris Shehan, GSU
2009	Joey Bergman, CofC
2010	Matt Leeds, CofC
2011	Victor Roache, GSU
2012	Marty Gantt, CofC
2013	Tyler White, WCU
2014	Casey Jones, Elon

### SoCon Pitcher of the Year

2002	Scooter Michael, UNCG
2003	Tom Mastny, FUR
2004	Ryan Johnson, CofC
	Jonathan Ellis, CIT
2005	Chris Mason, UNCG
2006	Nick Chigges, CofC
2007	Nick Chigges, CofC
2008	Steven Hensley, Elon
2009	Wes Wrenn, CIT
2010	Asher Wojciechowski, CIT
2011	John Brebbia, Elon

2012	Ryan Arrowood, APP
2013	Austin Pritcher, CIT
2014	Josh Wirsu, GSU

### SoCon Freshman of the Year

2002	Matt Lein, WOF
2003	Trent Weathers, CIT
2004	Danny Valencia, UNCG
2005	Steven Strausbaugh, WCU
2006	Steven Hensley, Elon
2007	Richard Jones, CIT
2008	Reese Wade, FUR
2009	Ross Heffley, WCU
2010	Will Muzika, FUR
2011	Daniel Aldrich, CofC
2012	Chase Griffin, GSU
2013	Benigno Marrero, UNCG
2014	Heath Quinn, SAM

### SoCon Coach of the Year

2002	Fred Jordan, CIT
2003	Tom Slater, VMI
2004	John Pawlowski, CofC
2005	John Pawlowski, CofC
2006	Mike Kennedy, Elon
2007	Todd Raleigh, WCU
2008	Mike Kennedy, Elon

2009	Mike Kennedy, Elon
2010	Fred Jordan, CIT
2011	Mike Gaski, UNCG
2012	Chris Pollard, APP
2013	Bobby Moranda, WCU
2014	Dick Cooke, DAV

### SoCon Championship MOP

#### Walt Nadzak Award

1984	Rusty Weaver, APP
1985	Mike Carson, WCU
1986	David Hyatt, WCU
1987	Clint Fairey, WCU
1988	Keith LeClair, WCU
1989	Paul Menhart, WCU
1990	Billy Baker, CIT
1991	Brent Williams, FUR
1992	Joey Cox, WCU
1993	Phillip Grundy, WCU
1994	Jermaine Shuler, CIT
1995	Donald Morillo, CIT
1996	Mark Hamlin, GSU
1997	JP Burwell, WCU
1998	Brian Rogers, CIT
1999	Rodney Hancock, CIT
2000	Matt Easterday, GSU
2001	Randy Corn, CIT

2002	Brett Lewis, GSU
2003	Brian Sigmon, WCU
2004	Jonathan Ellis, CIT
2005	Nick Hollstegge, FUR
2006	Nick Chigges, CofC
	Jess Easterling, CofC
2007	Brandon Waring, WOF
2008	Cory Harrilchak, Elon
2009	Kyle Blackburn, GSU
2010	Justin Mackert, CIT
2011	Chris Beck, GSU
2012	Josh Martin, SAM
2013	Joe Jackson, CIT
2014	Jason Richman, GSU

## Academic All-Americans

1971	John Campbell, Furman (INF), 2nd
1971	Doug Pounder, The Citadel (P), 1st
1975	Richard Weiters, The Citadel (1B), 1st
1977	Denny Standifer, Chattanooga (P), 2nd
1978	Al Diket, The Citadel (3B), 2nd
1979	Gary Robinette, ETSU (3B), 1st
1979	Mark Edward Austin, Chattanooga (INF), 2nd
1980	Melvin Williamson, The Citadel (C), 3rd
1980	John Porter, Davidson (OF), 1st
1980	Gary Robinette, ETSU (3B), 1st
1981	John Porter, Davidson (OF), 1st
1982	Marty Blair, The Citadel (2B), 1st
1983	Marty Blair, The Citadel (2B), 1st
1983	David Hill, Western Carolina (OF), 1st
1983	Greg Johnson, Western Carolina (C), 1st
1984	Jamie Harris, Appalachian State (2B), 1st
1984	David Mills, The Citadel (P), 2nd
1984	Mike Lamore, VMI (C), 3rd
1985	Mike Lamore, VMI (C), 2nd
1986	Randy Sullivan, The Citadel (C), 1st
1986	David Hyatt, Western Carolina (1B), 3rd
1992	Rodney Hennon, Western Carolina (2B), 1st
1992	Rob Goecker, Furman (SS), 2nd
1992	Jack Kimel, Western Carolina (P), 2nd
1993	Rodney Hennon, Western Carolina (2B), 2nd
1996	Nathan Shepperson, VMI (INF), 3rd
1998	Jody Pollock, Georgia Southern (2B), 3rd
1999	Joey Foxhall, College of Charleston (IF), 1st
1999	Brian Wiley, The Citadel (P), 2nd
1999	Travis Howell, College of Charleston (OF), 2nd
2000	Wes Self, Davidson (P), 2nd
2000	Ben Brown, Davidson (IF), 2nd
2001	Wes Self, Davidson (P), 3rd
2002	Ryan Schade, Western Carolina (SS), 1st
2002	Randy Corn, The Citadel (P), 1st
2002	Tim Frend, Davidson (OF), 3rd
2003	Jon Stallsmith, Furman (P), 1st
2004	David Dufour, Wofford (DH), 1st
2004	Gary Morris, Elon (2B), 3rd
2004	Phillip Coker, College of Charleston (C), 2nd
2004	Brett Anderson, College of Charleston (1B), 3rd
2005	Phillip Coker, College of Charleston (OF), 1st
2005	Brett Anderson, College of Charleston (DH), 1st
2006	Phillip Coker, College of Charleston (OF), 1st
2006	Patrick Currin, UNCG (P), 2nd
2007	Chris Swauger, The Citadel (OF), 3rd
2008	Chris Swauger, The Citadel (OF), 2nd
2009	Chris McGuinness, The Citadel (INF), 1st
2009	Sonny Meade, The Citadel (OF), 1st
2009	David Towarnicky, Appalachian State (INF), 3rd
2010	David Towarnicky, Appalachian State (1B), 1st
2011	Matt Leeds, College of Charleston (INF), 1st

## ABCA All-Americans

1947	Joe Landrum, Clemson (P), 1st
1947	Charles Teague, Wake Forest (2B), 1st
1947	Gene Hooks, Wake Forest (3B), 1st
1948	Emmett Cheek, North Carolina (C), 1st
1948	Rip Ryan, North Carolina (SS), 1st
1949	Charles Teague, Wake Forest (2B), 1st
1949	Gene Hooks, Wake Forest (3B), 1st
1950	Charles Teague, Wake Forest (2B), 1st
1951	Dick Groat, Duke (SS), 1st
1952	William Werber, Duke (1B), 1st
1952	Dick Groat, Duke (SS), 1st
1961	Edward Tekavec, West Virginia (3B), 2nd
1963	Bobby Stewart, Richmond (OF), 1st
1964	Bill Marovic, West Virginia (OF), 1st
1975	Mike Ramsey, Appalachian State (SS), 1st
1975	George Weicker, Davidson (DH), 1st
1977	Keith Ebersole, Western Carolina (1B), 3rd
1979	Randy Ingle, Appalachian State (SS), 1st
1982	Kirk Bailey, Appalachian State (P), 1st
1984	Pete Hardee, Appalachian State (P), 3rd
1987	Bill Masse, Davidson (OF), 2nd
1987	Clint Fairey, Western Carolina (1B), 3rd
1988	Darron Healey, Appalachian State (DH), 2nd
1990	Grant Brittain, Western Carolina (2B), 1st
1990	Anthony Jenkins, The Citadel (OF), 1st
1991	Kevin Bellomo, Western Carolina (OF), 2nd
1992	Todd Greene, Georgia Southern (OF), 1st
1993	Paul Thornton, Georgia Southern (P), 2nd
1993	Todd Greene, Georgia Southern (OF), 1st
1993	Phillip Grundy, Western Carolina (3B), 2nd
1994	Jason Beverlin, Western Carolina (P), 2nd
1995	Steve Wilson, Georgia Southern (C), 2nd
1997	Tod Lee, Georgia Southern (P), 2nd
2005	Chris Campbell, College of Charleston (2B), 1st
2005	Brett Gardner, College of Charleston (OF), 1st
2007	Michael Harrington, College of Charleston (OF), 2nd
2007	Nick Chigges, College of Charleston (P), 2nd
2007	Ben Lasater, College of Charleston (INF), 2nd
2008	Chris Shehan, Georgia Southern (OF), 1st

2008	Jeremie Tice, College of Charleston (3B), 2nd
2008	Ty Wright, Georgia Southern (DH), 2nd
2009	Chase Austin, Elon (SS), 3rd
2009	Joey Bergman, College of Charleston (3B), 3rd
2010	Mac Doyle, Wofford (DH), 2nd
2010	Asher Wojciechowski, The Citadel (RHP), 3rd
2010	Matt Leeds, College of Charleston (3B), 3rd
2011	Victor Roache, Georgia Southern (OF), 1st
2011	Daniel Aldrich, College of Charleston (OF), 3rd
2012	Daniel Kassouf, Appalachian State (DH), 1st
2012	Marty Gantt, College of Charleston (OF), 2nd
2012	Brandon Miller, Samford (OF), 3rd
2013	C.K. Irby, Samford (DH), 1st
2014	Casey Jones, Elon (OF), 2nd

## ABCA All-Atlantic Region

1973	Mike Ramsey, Appalachian State (SS), 1st
1973	Steve Anspaugh, Appalachian State (P), 2nd
1974	Mike Ramsey, Appalachian State (SS), 1st
1974	Butch Dziadul, Appalachian State (3B), 3rd
1975	Mike Ramsey, Appalachian State (SS), 1st
1976	Randy Ingram, Appalachian State (3B), 2nd
1977	Keith Ebersole, Western Carolina (1B), 1st
1977	Jerry Reed, Western Carolina (P), 2nd
1977	Wayne Tolleson, Western Carolina (SS), 2nd
1977	Ron Brower, Appalachian State (1B), 3rd
1977	Chris Plemmons, Appalachian State (2B), 3rd
1977	Randy Ingram, Appalachian State (3B), 1st
1978	Wayne Tolleson, Western Carolina (SS), 1st
1978	Keith Ebersole, Western Carolina (1B), 2nd
1978	Joey Moffitt, Appalachian State (OF), 2nd
1978	Chris Plemmons, Appalachian State (2B), 2nd
1978	Randy Ingram, Appalachian State (3B), 1st
1978	Ron Brower, Appalachian State (1B), 2nd
1979	Randy Ingle, Appalachian State (SS), 1st
1980	Willie Carpenter, Western Carolina (OF), 1st
1980	Joey Moffitt, Appalachian State (OF), 2nd
1980	Mike Hobbs, Appalachian State (OF), 3rd
1981	Tom Sams, Appalachian State (2B), 2nd
1981	Robbie Peele, Appalachian State (OF), 3rd
1982	Kirk Bailey, Appalachian State (P), 1st
1983	Robbie Peele, Appalachian State (OF), 3rd
1984	Pete Hardee, Appalachian State (P), 1st
1984	Tony Welborn, Appalachian State (OF), 3rd
1986	Eddy Hallemann, Furman (OF), 1st
1986	Pat Riley, Western Carolina (C), 2nd
1986	Lenny Stratton, Appalachian State (P), 1st
1987	Clint Fairey, Western Carolina (1B), 1st
1988	Darron Healey, Appalachian State (DH), 1st
1989	Clint Fairey, Western Carolina (1B), 1st
1989	Garrett Hinshaw, Appalachian State (OF), 1st
1990	Grant Brittain, Western Carolina (2B), 1st
1990	Ken Britt, The Citadel (P), 1st
1990	Anthony Jenkins, The Citadel (OF), 1st
1991	Kevin Bellomo, Western Carolina (OF), 1st
1991	Will Ertel, Furman (P), 1st
1991	Phillip Grundy, Western Carolina (3B), 2nd
1991	Matt Raleigh, Western Carolina (SS), 2nd
1992	Joey Cox, Western Carolina (OF), 1st
1992	Todd Greene, Georgia Southern (OF), 1st
1992	Matt Raleigh, Western Carolina (SS), 1st
1992	Dan Kyslinger, Western Carolina (P), 2nd
1992	Gettys Glaze, The Citadel (P), 1st
1993	Phillip Grundy, Western Carolina (3B), 1st
1993	Jason Beverlin, Western Carolina (P), 2nd
1993	Paul Thornton, Georgia Southern (P), 1st
1993	Todd Greene, Georgia Southern (OF), 1st
1994	Jason Beverlin, Western Carolina (P), 1st
1994	Mike Manning, Western Carolina (P), 2nd
1994	Mike Tidick, Western Carolina (OF), 2nd
1994	Matt Wilson, Georgia Southern (2B), 2nd
1995	Jody Henson, Western Carolina (OF), 1st
1995	Steve Wilson, Georgia Southern (C), 1st
1995	Donald Morillo, The Citadel (P), 1st
1995	Britt Reames, The Citadel (P), 1st
1995	Garrick Haltiwanger, The Citadel (OF), 1st
1996	Tod Lee, Georgia Southern (P), 1st
1996	Tommy Peterman, Georgia Southern (1B), 1st
1996	Julio Ayala, Georgia Southern (P), 2nd
1996	Alex Tolbert, Western Carolina (1B), 2nd
1996	Antoine Moran, Georgia Southern (OF), 2nd
1996	Tod Lee, Georgia Southern (P), 1st
1997	Alex Tolbert, Western Carolina (1B), 1st
1997	Ryan Butler, The Citadel (1B), 2nd
1997	Jeremy Bruce, Western Carolina (3B), 2nd
1997	J.P. Burwell, Western Carolina (C), 2nd
1997	Steve Watson, Georgia Southern (DH), 2nd
1998	Mike DeSimone, Davidson (DH), 2nd
1999	Jody Pollock, Georgia Southern (2B), 2nd
2002	Brett Spivey, College of Charleston (OF), 2nd
2004	Jared Greenwood, Western Carolina (1B), 1st
2004	Gary Morris, Elon (2B), 2nd
2005	Chris Campbell, College of Charleston (2B), 1st
2005	Brett Gardner, College of Charleston (OF), 1st

2005	James Payne, Georgia Southern (OF), 2nd
2005	Steven Strausbaugh, Western Carolina (OF), 2nd
2005	Brett Harker, College of Charleston (RP), 2nd
2006	Robert Rodebaugh, Elon, 1st
2006	A.J. Davidiuk, Furman, 1st
2006	Steven Strausbaugh, Western Carolina, 1st
2006	Nick Chigges, College of Charleston, 1st
2006	Brandon Waring (3B), Wofford, 1st
2007	Michael Harrington, College of Charleston (OF), 1st
2007	Nick Chigges, College of Charleston (P), 1st
2007	Kenny Smith, Western Carolina (2B), 2nd
2007	Ben Lasater, College of Charleston (3B), 2nd
2007	Rob Wilson, Davidson (DH), 2nd
2008	Jeremie Tice, College of Charleston (3B), 1st
2008	Chris Shehan, Georgia Southern (OF), 1st
2008	Ty Wright, Georgia Southern (DH/Utility), 1st
2008	Cory Harilichak, Elon (OF), 2nd
2008	Steven Hensley, Elon (P), 2nd
2009	Richard Jones, The Citadel (C), 1st
2009	Joey Bergman, College of Charleston (3B), 1st
2009	Chase Austin, Elon (SS), 1st
2009	Pat Irvine, Elon (OF), 1st
2009	Griffin Benedict, Georgia Southern (C), 2nd
2009	Brandon Sizemore, College of Charleston (2B), 2nd
2009	Isaac Harrow, Appalachian State (3B), 2nd
2009	Brent Greer, Western Carolina (SS), 2nd
2009	Chris Mederos, Georgia Southern (SP), 2nd
2009	Zach Quate, Appalachian State (RP), 2nd
2010	Matt Leeds, College of Charleston (3B), 1st
2010	Mac Doyle, Wofford (DH), 1st
2010	Asher Wojciechowski, The Citadel (SP), 1st
2010	Kyle Blackburn, Georgia Southern (1B), 2nd
2010	Wes Hobson, Appalachian State (2B), 2nd
2010	Chris Patterson, Appalachian State (RP), 2nd
2011	Daniel Aldrich, College of Charleston (OF), 1st
2011	Victor Roache, Georgia Southern (OF), 1st
2011	Ross Heffley, Western Carolina (2B), 2nd
2011	Matt Leeds, College of Charleston (3B), 2nd
2011	Matt Murray, Georgia Southern (RP), 2nd
2012	Marty Gantt, College of Charleston (OF), 1st
2012	Daniel Kassouf, Appalachian State (DH), 1st
2012	Ross Heffley, Western Carolina (2B), 2nd
2012	Eric Phillips, Georgia Southern (3B), 2nd
2012	Will Callaway, Appalachian State (SS), 2nd
2012	Tyler Towell, Appalachian State (OF), 2nd
2012	Ryan Arrowood, Appalachian State (SP), 2nd
2012	Christian Powell, College of Charleston (SP), 2nd
2013	Ryan Kinsella, Elon (1B), 1st
2013	Joe Jackson, The Citadel (C), 2nd
2013	Hector Crespo, Appalachian State (2B), 2nd
2013	Tyler White, Western Carolina (3B), 2nd
2013	Aaron Attaway, Western Carolina (SS), 2nd
2013	Christian Wolfe, UNCG (OF), 2nd
2014	Forrest Brandt, Davidson (OF), 1st
2014	Cody Jones, Western Carolina (OF), 1st
2014	Adam Martin, Western Carolina (C), 1st
2014	Jacob Hoyle, Western Carolina (1B), 2nd
2014	Bradley Strong, Western Carolina (2B), 2nd

## ABCA All-South Region

2012	Josh Martin, Samford (SP), 1st
2012	Brandon Miller, Samford (OF), 1st
2013	C.K. Irby, Samford (DH), 1st
2013	Christiaan Durdaller, Samford (OF), 1st

## ABCA Atlantic Region Coach of the Year

1987	Jack Leggett, Western Carolina
------	--------------------------------

## NCBWA District IV Player of the Year

2012	Daniel Kassouf, Appalachian State (DH)
------	--

## Baseball America All-Americans

1983	Mike Cherry, The Citadel (P), 1st
1984	Pete Hardee, Appalachian State (P), 3rd
1988	Darron Healey, Appalachian State (DH), 2nd
1993	Todd Greene, Georgia Southern (OF), 3rd
1994	Jason Beverlin, Western Carolina (P), 2nd
1996	Julio Ayala, Georgia Southern (P), 3rd
2005	Chris Campbell, College of Charleston (2B), 2nd
2005	Brett Gardner, College of Charleston (OF), 3rd
2007	Brandon Waring, Wofford (3B), 2nd
2008	Chris Shehan, Georgia Southern (OF), 1st
2010	Asher Wojciechowski, The Citadel (SP), 3rd
2011	Victor Roache, Georgia Southern (OF), 1st
2011	Matt Leeds, College of Charleston (3B), 3rd
2011	Daniel Aldrich, College of Charleston (OF), 3rd
2012	Brandon Miller, Samford (OF), 2nd
2013	Ryan Kinsella, Elon (1B), 2nd
2013	Phillip Ervin, Samford (OF), 2nd
2013	C.K. Irby, Samford (UT), 3rd

## Baseball America Freshman All-Americans

1994	Tommy Peterman, Georgia Southern (DH), 1st
1996	David Noyce, Furman (P), 2nd



1997 Rodney Hancock, The Citadel (UT/P), 2nd  
 2000 Ryan Gordon, UNCG (UT), 2nd  
 2004 Chris Campbell, College of Charleston (2B), 1st  
 2005 Steven Strausbaugh, Western Carolina (OF), 1st  
 2009 Ross Heffley, Western Carolina (2B), 2nd  
 2011 Daniel Aldrich, College of Charleston (OF), 1st  
 2011 Phillip Ervin, Samford (OF), 2nd  
 2012 Chase Griffin, Georgia Southern (C), 2nd  
 2013 Carl Wise, College of Charleston (1B), 2nd  
 2014 Heath Quinn, Samford (OF), 1st

## Collegiate Baseball/Louisville Slugger All-America

1975 Mike Ramsey, Appalachian State (SS), 1st  
 1984 Pete Hardee, Appalachian State (P), 3rd  
 1992 Matt Raleigh, Western Carolina (SS), 2nd  
 1992 Todd Greene, Georgia Southern (OF), 3rd  
 1993 Paul Thornton, Georgia Southern (P), 1st  
 1993 Todd Greene, Georgia Southern (OF), 2nd  
 1994 Jason Beverlin, Western Carolina (P), 3rd  
 1995 William Rushing, Georgia Southern (P), 3rd  
 1996 Tod Lee, Georgia Southern (P), 2nd  
 1996 Tommy Peterman, Georgia Southern (1B), 3rd  
 1997 Tod Lee, Georgia Southern (P), 2nd  
 1999 Brian Wiley, The Citadel (P), 3rd  
 1999 Billy Colome, College of Charleston (2B), 3rd  
 1999 Chris Moore, Western Carolina (SS), 3rd  
 1999 Rodney Hancock, The Citadel (UT), 3rd  
 2000 Matt Easterday, Georgia Southern (2B), 1st  
 2000 Philip Hartig, The Citadel (1B), 2nd  
 2001 Randy Corn, The Citadel (P), 2nd  
 2001 Philip Hartig, The Citadel (1B), 3rd  
 2002 Scooter Michael, UNCG (P), 3rd  
 2002 Lee Curtis, College of Charleston (3B), 2nd  
 2002 Randy Corn, The Citadel (P), 3rd  
 2003 Ryan Gordon, UNCG (DH), 1st  
 2003 Lee Curtis, College of Charleston (2B), 2nd  
 2003 Tom Mastny, Furman (P), 3rd  
 2004 Caleb Moore, ETSU (C), 2nd  
 2004 Ryan Johnson, College of Charleston (RHP), 3rd  
 2004 Chip Cannon, The Citadel (1B), 3rd  
 2005 D.J. Wabick, College of Charleston (C), 3rd  
 2005 Brett Harker, College of Charleston (RP), 3rd  
 2005 Chris Campbell, College of Charleston (2B), 3rd  
 2005 Jay Heafner, Davidson (3B), 3rd  
 2006 Nick Chigges, College of Charleston (SP), 2nd  
 2007 Brandon Waring, Wofford (3B), 1st  
 2007 Kenny Smith, Western Carolina (2B), 2nd  
 2007 Nick Chigges, College of Charleston (SP), 3rd  
 2007 David Rubinstein, Appalachian State (OF), 3rd  
 2008 Jeremie Tice, College of Charleston (3B), 1st  
 2008 Steven Hensley, Elon (P), 3rd  
 2008 Michael Harrington, College of Charleston (1B), 3rd  
 2008 Brandon Sizemore, College of Charleston (2B), 3rd  
 2009 Richard Jones, The Citadel (C), 2nd  
 2009 Joey Bergman, College of Charleston (3B), 3rd  
 2010 Asher Wojciechowski, The Citadel (SP), 2nd  
 2011 Victor Roache, Georgia Southern (OF), 1st  
 2011 Ross Heffley, Western Carolina (2B), 1st  
 2011 Daniel Aldrich, College of Charleston (OF), 2nd  
 2011 Matt Leeds, College of Charleston (3B), 3rd  
 2012 Brandon Miller, Samford (OF), 2nd  
 2012 Josh Martin, Samford (SP), 3rd  
 2012 Marty Gantt, College of Charleston (OF), 3rd  
 2013 Joe Jackson, The Citadel (C), 3rd  
 2013 Ryan Kinsella, Elon (1B), 3rd  
 2013 Tyler White, Western Carolina (3B), 3rd  
 2013 Christian Wolfe, UNCG (OF), 3rd  
 2014 Casey Jones, Elon (OF), 2nd  
 2014 Bradley Strong, Western Carolina (2B), 3rd

## Collegiate Baseball/Louisville Slugger Freshman Player of The Year

2011 Daniel Aldrich, College of Charleston (OF)

## Collegiate Baseball/Louisville Slugger Freshman All-America

1995 Tod Lee, Georgia Southern (P)  
 1996 David Noyce, Furman (P)  
 1996 Chris Moore, Western Carolina (3B)  
 1996 Steve Walson, Georgia Southern (DH), HM  
 1997 Rodney Hancock, The Citadel (OF)  
 1997 Jody Jenkins, ETSU (C), HM  
 1998 Philip Hartig, The Citadel (1B)  
 1998 Ted Toler, UNCG (P), HM  
 1998 Stephen Crater, Appalachian State (C), HM  
 1999 Brett Lewis, Georgia Southern (P)  
 2000 Ryan Gordon, UNCG (UT)  
 2001 Scooter Michael, UNCG (P), HM  
 2001 Derek Norman, Furman (3B), HM  
 2001 Jasha Balcom, College of Charleston (OF), HM  
 2001 Wes Self, Davidson (P)  
 2002 Matt Lein, Wofford (3B)  
 2002 Brett Anderson, College of Charleston (OF), HM  
 2002 Michael Giroud, ETSU (3B), HM

2003 John Carroll, Georgia Southern (P)  
 2003 Chris Mason, UNCG (P)  
 2003 Kelly Sweppenhiser, VMI (3B)  
 2004 Nick Chigges, College of Charleston (RHP)  
 2004 Chris Campbell, College of Charleston (2B)  
 2005 Danny Meszaros, College of Charleston (RP)  
 2005 Steven Strausbaugh, Western Carolina (OF)  
 2006 Steven Hensley, Elon (SP)  
 2006 J.D. Melton, Wofford (RP)  
 2006 Matt Miller, Georgia Southern (OF)  
 2007 Russ Tomlinson, College of Charleston (SP)  
 2007 Richard Jones, The Citadel (C/DH)  
 2007 Michael Gilmartin, Wofford (2B)  
 2008 Thomas Girdwood, Elon (RP)  
 2008 Jake Williams, Wofford (OF)  
 2008 Reese Wade, Furman (OF)  
 2009 David Peterson, College of Charleston (SP)  
 2009 Ross Heffley, Western Carolina (OF)  
 2010 Lex Rutledge, Samford (RP)  
 2010 Will Muzika, Furman (2B)  
 2010 Andrew Barna, Davidson (3B)  
 2011 C.K. Irby, Samford (RP)  
 2011 Sebastian Gomez, Elon (2B)  
 2011 Daniel Aldrich, College of Charleston (OF)  
 2011 Forrest Brandt, Davidson (OF)  
 2011 Phillip Ervin, Samford (OF)  
 2012 Jamie Nunn, Appalachian State (SP)  
 2012 Elliott Warford, Furman (RP)  
 2012 Chase Griffin, Georgia Southern (C)  
 2012 Jacob Hoyle, Western Carolina (DH)  
 2013 Jaylin Davis, Appalachian State (OF)  
 2013 Skylar Hunter, The Citadel (RP)  
 2014 Garrett Chapman, Georgia Southern (3B)  
 2014 Ryan Cleveland, Georgia Southern (1B)  
 2014 T.J. Dixon, Samford (OF)  
 2014 Heath Quinn, Samford (OF)  
 2014 Bryan Sammons, Western Carolina (SP)

## Collegiate Baseball/Louisville Slugger Player of the Week

1996 Tommy Peterman, Georgia Southern (1B), 4/15  
 1997 Gus Quattlebaum, Davidson (OF), 2/17  
 1997 Michael Holder, Georgia Southern (C), 3/3  
 1997 Curt Beerman, The Citadel (OF), 3/25  
 1999 Rodney Hancock, The Citadel (P), 5/17  
 1999 Rodney Hancock, The Citadel (P), 5/24  
 2001 Wes Self, Davidson (P), 2/18  
 2002 T.A. Fulmer, The Citadel (P), 4/2  
 2002 Lee Curtis, College of Charleston (3B), 5/13  
 2005 Chris Mason, UNCG (P), 3/28  
 2006 Blake Murphy, Western Carolina (C), 3/27  
 2006 Jonathan Greene, Western Carolina (3B), 5/22  
 2007 Brandon Waring, Wofford (3B), 2/19  
 2007 Blake Murphy, Western Carolina (C), 5/14  
 2007 Brandon Waring, Wofford (3B), 5/28  
 2008 Chris Shehan, Georgia Southern (OF), 3/17  
 2008 Michael Harrington, College of Charleston (1B), 5/12  
 2008 Jeremie Tice, College of Charleston (3B), 5/19  
 2009 Drew Gadaire, Davidson (OF), 4/15  
 2009 Dallas Tarleton, Elon (C), 4/29  
 2010 Jimmy Reyes, Elon (SP), 3/29  
 2011 Victor Roache, Georgia Southern (OF), 4/4  
 2011 Victor Roache, Georgia Southern (OF), 4/18  
 2012 Chris Beck, Georgia Southern (SP), 4/2  
 2012 Henry Sisson, Davidson (SP), 4/16  
 2012 Saxon Butler, Samford (1B), 4/30  
 2013 Jeremy Null, Western Carolina (SP), 2/18  
 2013 Tyler Griffin, The Citadel (OF), 2/25  
 2013 Brandon Murray, Col. of Charleston (OF), 4/15  
 2013 Jeremy Null, Western Carolina (SP), 4/22  
 2014 Jeremy Null, Western Carolina (SP), 2/17

## NCBWA All-America Team

1993 Todd Greene, Georgia Southern (OF), 1st  
 1994 Jason Beverlin, Western Carolina (P), 2nd  
 1994 Kevin Hallman, Georgia Southern (3B), 3rd  
 1995 William Rushing, Georgia Southern (P), 3rd  
 1995 Steve Wilson, Georgia Southern (C), 3rd  
 1995 Donald Morril, The Citadel (P), HM  
 1995 Chris Pollard, Davidson (P), HM  
 1996 Tommy Peterman, Georgia Southern (1B), 1st  
 1996 Julio Ayala, Georgia Southern (P), 3rd  
 1996 Tod Lee, Georgia Southern (P), HM  
 1996 Steve Wilson, Georgia Southern (C), HM  
 1997 Tod Lee, Georgia Southern (P), 2nd  
 2002 Randy Corn, The Citadel (P), 2nd  
 2002 Lee Curtis, College of Charleston (3B), 3rd  
 2002 Scooter Michael, UNCG (P), 3rd  
 2003 Tom Mastny, Furman (P), 2nd  
 2003 Lee Curtis, College of Charleston (2B), 3rd  
 2004 Byron Barber, College of Charleston (OF), 2nd  
 2004 Caleb Moore, ETSU (C), 3rd  
 2005 Chris Campbell, College of Charleston (2B), 2nd  
 2005 Caleb Moore, ETSU (C), 2nd

2006 Nick Chigges, College of Charleston (SP), 2nd  
 2007 Nick Chigges, College of Charleston (SP), 3rd  
 2008 Chris Shehan, Georgia Southern (OF), 1st  
 2008 Jeremie Tice, College of Charleston (3B), 2nd  
 2009 Brandon Sizemore, College of Charleston (2B), 3rd  
 2010 Asher Wojciechowski, The Citadel (SP), 2nd  
 2011 Ross Heffley, Western Carolina (2B), 1st  
 2011 Matt Leeds, College of Charleston (3B), 1st  
 2011 Victor Roache, Georgia Southern (OF), 1st  
 2011 Daniel Aldrich, College of Charleston (OF), 1st  
 2012 Daniel Kassouf, Appalachian State (DH), 1st  
 2012 Brandon Miller, Samford (OF), 2nd  
 2013 Christian Wolfe, UNCG (OF), 2nd  
 2013 Joe Jackson, The Citadel (C), 3rd  
 2013 Ryan Kinsella, Elon (1B), 3rd  
 2013 Tyler White, Western Carolina (3B), 3rd  
 2014 Casey Jones, Elon (OF), 3rd

## NCBWA Freshman Player of the Year

2011 Daniel Aldrich, College of Charleston (OF), 1st

## NCBWA Freshman All-America Team

2008 Jake Williams, Wofford (OF), 2nd  
 2008 Thomas Girdwood, Elon (RP), 2nd  
 2011 Daniel Aldrich, College of Charleston (OF), 1st  
 2011 Phillip Ervin, Samford (OF), 2nd  
 2012 Chase Griffin, Georgia Southern (C), 1st  
 2013 Carl Wise, College of Charleston (IF), 2nd  
 2014 Heath Quinn, Samford (OF), 1st  
 2014 Garrett Chapman, Georgia Southern (3B), 2nd

## NCBWA National Player of the Week

2002 Ryan Schade, Western Carolina (SS), 2/19  
 2002 Matt Hamer, The Citadel (P), 3/12  
 2003 Matt Lauderdale, College of Charleston (C), 4/15  
 2005 Grant Rembert, Elon (OF), 2/8  
 2006 Chris Swauger, The Citadel (OF), 2/21  
 2006 Trey McDaniel, Western Carolina (1B), 3/28  
 2006 Case Cassidy, Furman (1B), 4/25  
 2008 Ty Wright, Georgia Southern (OF), 4/29  
 2008 Jeremie Tice, College of Charleston (3B), 5/20  
 2011 Saxon Butler, Samford (1B), 3/21  
 2011 Victor Roache, Georgia Southern (OF), 4/5  
 2012 Ryan Arrowood, Appalachian State (SP), 2/28  
 2012 Alex Swim, Elon (C), 4/3  
 2012 Henry Sisson, Davidson (SP), 4/17  
 2013 C.K. Irby, Samford (DH), 3/26  
 2014 Jeremy Null, Western Carolina (SP), 2/18

## USA Today/Baseball Weekly All-America Team

2000 Chris Morris, The Citadel (OF), 1st

## CollegeBaseballInsider.com All-America Team

2003 Tom Mastny, Furman (P), 1st  
 2003 Lee Curtis, College of Charleston (2B), 2nd  
 2004 Jonathan Ellis (P), Citadel, 2nd  
 2004 Byron Barber, College of Charleston (OF), HM  
 2004 Brett Gardner, College of Charleston (OF), HM  
 2004 Ryan Johnson, College of Charleston (P), HM

## USA Today/Baseball Weekly Freshman All-America Team

2000 Ryan Gordon, UNCG (UT), 2nd

## Sporting News Coach of the Year

1990 Chal Port, The Citadel

## NCAA All-College World Series

(Current schools only)  
 1990 Anthony Jenkins, The Citadel (OF)  
 1990 Jason Rychlik, The Citadel (OF)

## NCAA Regional MVP

(Current schools only)  
 1990 Atlantic Regional  
 Anthony Jenkins, The Citadel (OF)

## College Home Run Derby Champion

2011 Daniel Aldrich, College of Charleston, R-Fr., OF

## .400 CLUB

.477, Randy Ingle (APP), 1979  
 .474, Bill White (CIT), 1982  
 .462, Darron Healey (APP), 1988  
 .455, Caleb Moore (ETSU), 2004  
 .452, Joey Bergman (COFC), 2009  
 .450, Joey Moffitt (APP), 1978  
 .448, George Weicker (DAV), 1975  
 .448, Jay Heafner (DAV), 2005  
 .447, Brett Gardner (COFC), 2005  
 .446, Greg Weddle (VMI), 1986  
 .440, Matt Easterday (GSU), 2000  
 .438, Chris Shehan (GSU), 2008  
 .436, Greg Hill (MAR), 1983  
 .435, Kevin Bellomo (WCU), 1991  
 .432, Jimmy Powell (FUR), 1941  
 .432, Buzzy West (DAV), 1955  
 .430, Billy Masse (DAV), 1985  
 .430, Eddy Halleman (FUR), 1986  
 .429, Gordon Slade (DAV), 1968  
 .429, Tim Jones (CIT), 1985  
 .428, Chip Cook (MAR), 1985  
 .428, Grant Brittain (WCU), 1990  
 .427, Randy Ingram (APP), 1978  
 .427, Jason Nixon (MAR), 1989  
 .426, Paul Popovich (WVU), 1960  
 .426, Benny Bienkowski (FUR), 1962  
 .426, Scott Waugh (APP), 1990  
 .425, Lee Glaze (CIT), 1986  
 .425, Clint Fairey (WCU), 1986

.425, Chris Behne (APP), 2000  
 .424, Phil Hubbard (VMI), 1982  
 .424, Alex Tolbert (WCU), 1996  
 .423, Keith Ebersole (WCU), 1977  
 .423, Robbie Peele (APP), 1981  
 .423, Keith LeClair (WCU), 1988  
 .423, Brett Spivey (COFC), 2002  
 .422, Sam Pickens (FUR), 1962  
 .422, Allen Griffin (DAV), 1982  
 .422, Isaac Harrow (APP), 2009  
 .421, Christian Wolfe (UNCG), 2013  
 .420, Mike Knox (CIT), 1982  
 .420, Bill Swails (CIT), 1989  
 .420, Brent Greer (WCU), 2009  
 .419, Billy Morris (DAV), 1956  
 .419, Phil Chewning (FUR), 1960  
 .419, Steve Meredith (ETSU), 1988  
 .419, Ross Heffley (WCU), 2011  
 .418, Richard Wieters (CIT), 1976  
 .418, Tony Martin (ETSU), 1983  
 .418, Casey Jones (Elon), 2014  
 .417, Allen Griffin (DAV), 1981  
 .416, Kim Arey (APP), 1981  
 .416, Ryan Gordon (UNCG), 2003  
 .415, Scott Musgrave (APP), 1996  
 .415, D.J. Wabick (COFC), 2005  
 .414, Terry Smith (FUR), 1982  
 .414, Griffin Benedict (GSU), 2009  
 .413, Buster Holland (CIT), 1969

.413, Matt Raleigh (WCU), 1991  
 .412, Byron Barber (COFC), 2004  
 .410, Alan Lewis (DAV), 1986  
 .410, Byron Barber (COFC), 2004  
 .410, Cory Harrilchak (Elon), 2008  
 .409, Robbie Morrison (MAR), 1986  
 .409, Lee Curtis (COFC), 2002  
 .407, Freddie Hailey (WCU), 1986  
 .407, James Payne (GSU), 2005  
 .406, Charles Thomas (WCU), 1999  
 .406, Lee Curtis (COFC), 2002  
 .405, Greg Johnson (WCU), 1983  
 .405, Clint Fairey (WCU), 1987  
 .404, Bill Marovic (WVU), 1964  
 .404, Wes Hobson (APP), 2010  
 .403, Dave Turgeon (DAV), 1987  
 .403, Anthony Jenkins (CIT), 1990  
 .402, Kip Hagwood (CIT), 1980  
 .402, Pat Irvine (Elon), 2009  
 .401, Willando Ficklin (GSU), 1992  
 .401, Jody Henson (WCU), 1995  
 .401, Jeremy Bruce (WCU), 1997  
 .401, Brandon Waring (WOF), 2007  
 .401, Reese Wade (FUR), 2008  
 .400, Tom Sams (APP), 1981  
 .400, Mel Kinsey (WCU), 1981  
 .400, Greg Dowling (GSU), 2005  
 .400, Chance Smith (CIT), 2005

## INDIVIDUAL SEASON BATTING

### Games Played

70, David Hyatt (WCU), 1985  
 67, Will Coker (CIT), 2004  
 67, Chris Ard (CIT), 2004  
 67, Chip Cannon (CIT), 2004  
 66, Jon Aughey (CIT), 2004  
 66, Garrick Haltiwanger (CIT), 1994  
 66, David Beckley (CIT), 1994  
 66, Jermaine Shuler (CIT), 1994  
 66, Josh Stackley (CIT), 2004  
 65, David Greene (CIT), 2010  
 65, Kyle Jordan (CIT), 2010  
 65, William Ladd (CIT), 2010  
 65, Justin Mackert (CIT), 2010

### At-Bats

274, Jemel Spearman (GSU), 2002  
 274, Josh Stackley (CIT), 2004  
 273, Brett Gardner (COFC), 2005  
 273, Michael Burruss (GSU), 2011  
 272, Mason Davis (CIT), 2013  
 272, Chris Walker (GSU), 2002  
 271, Alex Swim (Elon), 2013  
 270, Cole Rakar (COFC), 2010  
 269, Chris Campbell (COFC), 2005  
 269, Nick Liles (WCU), 2008

### Runs Scored

88, Joey Bergman (COFC), 2009  
 85, Brett Gardner (COFC), 2005  
 84, Oliver Marmol (COFC), 2007  
 84, Chris Shehan (GSU), 2008  
 83, Eric Johnson (WCU), 1999  
 82, Jeremy Bruce (WCU), 1997  
 81, Chris Morris (CIT), 2000  
 80, Jeremie Tice (COFC), 2008  
 79, Chris Walker (GSU), 2002  
 79, Cory Harrilchak (Elon), 2009

### Hits

122, Brett Gardner (COFC), 2005  
 108, D.J. Wabick (COFC), 2005  
 107, Matt Easterday (GSU), 2000  
 107, Byron Barber (COFC), 2004  
 104, Sonny Meade (CIT), 2009  
 102, Chris Campbell (COFC), 2005  
 102, Chris Campbell (COFC), 2007  
 102, Brent Greer (WCU), 2009  
 102, Cole Rakar (COFC), 2010  
 101, Keith LeClair (WCU), 1988  
 101, Kevin Bellomo (WCU), 1991

### Doubles

31, Caleb Moore (ETSU), 2004  
 30, David Rubinstein (APP), 2007  
 27, D.J. Wabick (COFC), 2005  
 27, Tyler White (WCU), 2013  
 26, Dustin Langley (GSU), 2000  
 26, Rod Goldston (WCU), 2003  
 26, Lee Curtis (COFC), 2003  
 26, Cole Rakar (COFC), 2010  
 26, Saxon Butler (SAM), 2011  
 25, Tyson Whitley (GSU), 1995  
 25, Alex Tolbert (WCU), 1996  
 25, Aaron Haigler (CIT), 1998  
 25, Andy Baxter (ETSU), 2001  
 25, Joey Bergman (COFC), 2009

### Triples

11, Lee Curtis (COFC), 2003  
 10, Dave Cardwell (ETSU), 1979  
 10, Mike Johnson (UTC), 1981  
 10, Marcos Velazquez (ETSU), 1982  
 10, Chris Swauger (CIT), 2006  
 9, Lee Curtis (COFC), 2002  
 9, Brett Gardner (COFC), 2004  
 8, Don Herman (GWU), 1959  
 8, Bryan Snyder (ETSU), 1981  
 8, Chris Campbell (COFC), 2007  
 8, Chris Dove (Elon), 2007

## Home Runs

30, Victor Roache (GSU), 2011  
27, Brandon Waring (WOF), 2007  
26, Tommy Peterman (GSU), 1996  
26, Steve Harris (WCU), 1999  
26, Michael Harrington (COFC), 2008  
25, Clint Fairey (WCU), 1988  
25, Matt Raleigh (WCU), 1992  
25, Jeremie Tice (COFC), 2008  
23, Chase Austin (Elon), 2009  
23, Brandon Miller (SAM), 2012

## Grand Slams

3, John Piepenbrink (MAR), 1990  
3, Todd Buchanan (WCU), 2003  
3, Dominic Franchini (FUR), 2003  
3, A.J. Wirnsberger (GSU), 2008  
3, Isaac Harrow (APP), 2008  
3, Victor Roache (GSU), 2011  
3, Saxon Butler (SAM), 2011  
2, Tim Waters (DAV), 1986  
2, Mikio Aoki (DAV), 1988  
2, George Halter (DAV), 1988  
2, Rick Green (CIT), 1990  
2, Tim Kerns (DAV), 1993  
2, Jeff Coker (DAV), 1997  
2, Chip Cannon (CIT), 2004  
2, Alex Entrekina (DAV), 2005  
2, Eric Sturkie (WOF), 2006  
2, Pat Irvine (Elon), 2007  
2, Chris McGuinness (CIT), 2008  
2, Chris Alessandria (APP), 2009  
2, Joash Brodin (COFC), 2009  
2, Mike Mellilo (Elon), 2009  
2, Ty Wright (GSU), 2009  
2, Victor Roache (GSU), 2010  
2, Lloyd Enzor (UNCG), 2010  
2, Phillip Ervin (SAM), 2012  
2, Chris Ohmstede (FUR), 2013  
2, Tyler White (WCU), 2013  
2, Chris King (Elon), 2014  
2, Adam Martin (WCU), 2014

## Runs Batted In

88, Matt Leeds (COFC), 2010  
87, Chris Campbell (COFC), 2005  
86, Philip Hartig (CIT), 2000  
84, Chris Moore (WCU), 1999  
84, Scott Henley (GSU), 2001  
84, Kenny Smith (WCU), 2007  
84, Victor Roache (GSU), 2011  
83, Jody Pollock (GSU), 1999  
83, Jeremie Tice (COFC), 2008  
82, Tommy Peterman (GSU), 1996  
82, Chris Campbell (COFC), 2007  
82, Michael Harrington (COFC), 2008  
82, Brandon Sizemore (COFC), 2008  
82, Bennett Davis (ELON), 2008

## Total Bases

192, Jeremie Tice (COFC), 2008  
189, Brandon Waring (WOF), 2007  
189, Kenny Smith (WCU), 2007  
187, Tommy Peterman (GSU), 1996  
187, Matt Easterday (GSU), 2000  
187, Chris Shehan (GSU), 2008  
179, Keith LeClair (WCU), 1988  
179, Victor Roache (GSU), 2011  
178, Chase Austin (Elon), 2009  
175, Philip Hartig (CIT), 2000  
175, Chris Campbell (COFC), 2007

## Slugging Percentage

.897, Mike Nipper (ETSU), 1983  
.851, Brandon Waring (WOF), 2007  
.838, Jeremie Tice (COFC), 2008  
.835, Chris Shehan (GSU), 2008  
.810, George Weicker (DAV), 1975  
.804, Pete Camelo (APP), 1982  
.789, Pat Irvine (Elon), 2009  
.786, Dave Turgeon (DAV), 1987  
.781, Ty Wright (GSU), 2008  
.778, Joey Bergman (COFC), 2009  
.778, Victor Roache (GSU), 2011

## Stolen Bases

84, Chris Morris (CIT), 2000  
52, Chris Morris (CIT), 1999  
50, Antoine Moran (GSU), 1996  
49, Terrence Smalls (CIT), 1998  
48, Chris Walker (GSU), 2002  
46, Tim Jones (CIT), 1985  
46, Eric Johnson (WCU), 1999  
46, Billy Colome (COFC), 1999  
43, Shawn Payne (GSU), 2010  
41, Chris Walker (GSU), 2001  
41, Hunter Burton (FUR), 2014

## Strikeouts

74, Justin Hilt (Elon), 2009  
73, Andrew Pope (DAV), 2014  
73, Tripp Martin (SAM), 2014  
70, Chad Hayes (UNCG), 2001  
70, Brad Felder (CIT), 2010  
69, Hugh Eden (DAV), 2008  
67, Jason Randall (CIT), 2001  
67, Tyler Griffin (CIT), 2014  
66, Brandon Waring (WOF), 2005  
65, Kyle Jordan (CIT), 2008  
65, Michael Seay (WOF), 2008  
65, Lloyd Enzor (UNCG), 2010

## Walks

71, Chip Cannon (CIT), 2004  
65, Chris McGuinness (CIT), 2009  
63, Dan McDonnell (CIT), 1992  
62, Dan McDonnell (CIT), 1990  
62, Chris Moore (WCU), 1998  
61, Ricky Orton (UNCG), 2008  
61, Rob Kral (CofC), 2011  
59, Matt Raleigh (WCU), 1992  
59, Sy Jones (GSU), 1995  
59, Alex Tolbert (WCU), 1997

## Hit by Pitch

32, Gary Morris (Elon), 2005  
29, Graham Maiden (COFC), 2007  
26, Byron Barber (COFC), 2004  
26, Chris Barker (UNCG), 2010  
25, Cameron Dullnig (WCU), 2010  
24, James Payne (GSU), 2003  
24, Byron Barber (COFC), 2004  
24, Griffin Benedict (GSU), 2009  
22, Oliver Marmol (COFC), 2007  
22, Jonathan Greene (WCU), 2007  
22, Bennett Davis (Elon), 2008  
22, Matt Leeds (COFC), 2010  
22, Neal Pritchard (Elon), 2010  
22, Bo Thompson (CIT), 2014

## Sacrifice Bunts

21, Brett Gardner (COFC), 2004  
20, Ben Morgan (GSU), 2011  
18, Bobby Martin (UNCG), 2011  
18, Alec Paradowski (WOF), 2013  
17, Brett Gardner (COFC), 2005  
16, Adam Weaver (Elon), 2007  
16, Brad Moss (SAM), 2011  
15, Will Coker (CIT), 2004  
15, Jess Easterling (COFC), 2004  
15, Andrew Greene (FUR), 2005  
15, Oliver Marmol (COFC), 2006  
15, Eric Brindle (UNCG), 2011  
15, Brad Moss (SAM), 2012  
15, Hughston Armstrong (CIT), 2014

## Sacrifice Flies

12, Tim Carrier (UNCG), 2008  
11, Chris Campbell (COFC), 2006  
10, Kirk Strebin (UNCG), 2003  
9, Will Callaway (APP), 2013  
9, Tavy Smalls (CIT), 2000  
9, Chris Campbell (COFC), 2007  
8, Tommy Peterman (GSU), 1996  
8, Jess Easterling (COFC), 2004  
8, Chris Price (Elon), 2006  
8, Ryan Addison (Elon), 2006  
8, Gregory Zage (DAV), 2006  
8, Jordy Snyder (Elon), 2007  
8, Ryan Adams (Elon), 2010  
8, Stephen Notaro (WCU), 2011  
8, Trevor Edwards (UNCG), 2013  
8, Mason Davis (CIT), 2014

## Hitting Streaks

29, Billy Colome (COFC), 1999  
29, Mason Meredith (SAM), 2009  
28, Garrick Haltiwanger (CIT), 1995-96  
28, Matt Easterday (GSU), 2000  
27, Phil King (FUR), 1964-65  
27, Scott Lyman (WCU), 1992-93  
27, Chris Ard (CIT), 2003  
27, A.J. Davidiuk (FUR), 2004-05  
27, Rand Smith (APP), 2009  
27, Will Callway (APP), 2013



## 250-HIT CLUB

360, Philip Hartig (CIT), 1998-01  
 355, Chris Campbell (COFC), 2004-07  
 355, Sonny Meade (CIT), 2006-09  
 354, Ross Heffley (WCU), 2009-12  
 339, Eric Phillips (GSU), 2009-12  
 336, Barrett Shaft (WCU), 2005-08  
 326, Scott Henley (GSU), 1998-01  
 322, Nick Orvin (CIT), 2009-12  
 318, Wes Hobson (APP), 2007-10  
 314, Chris Swauger (CIT), 2005-08  
 312, Greg Dowling (GSU), 2003-06  
 311, Chris Moore (WCU), 1996-99  
 310, Bryan Altman (CIT), 2007-10  
 302, Matt Raleigh (WCU), 1989-92  
 297, Brett Gardner (COFC), 2002-05  
 296, Chris Ard (CIT), 2002-05  
 296, Alex Swim (Elon), 2010-13  
 295, Terrence Smalls (CIT), 1995-98  
 291, Bo Betchman (CIT), 1994-97

289, Phillip Coker (COFC), 2003-06  
 288, Derek Norman (FUR), 2001-04  
 287, Tyler White (WCU), 2010-13  
 286, Freddie Hailey (WCU), 1984-87  
 285, Alan Beck (WCU), 2000-03  
 284, Clint Fairey (WCU), 1986-89  
 283, Hector Crespo (APP), 2010-13  
 277, A.J. Wirnsberger (GSU), 2007-10  
 275, Griffin Benedict (GSU), 2006-09  
 272, Tim Frend (DAV), 1999-02  
 271, Todd Roper (WCU), 2001-04  
 270, Mike Tidick (WCU), 1991-94  
 268, Tyler Zupcic (APP), 2010-12, 2014  
 266, Jon Aughey (CIT), 2002-05  
 265, Mac Doyle (WOF), 2009-12  
 264, Skip Nelloms (WCU), 1985-88  
 264, Brett Spivey (COFC), 2000-03  
 264, A.J. Davidiuk (FUR), 2003-06  
 264, Nick Liles (WCU), 2007-09

264, Aaron Attaway (WCU), 2011-14  
 263, Mike Carson (WCU), 1984-87  
 262, Martin Barrow (WCU), 1995-98  
 262, Ryan Gordon (UNCG), 2000-04  
 261, Rod Goldston (WCU), 2000-03  
 260, Shane Kirkley (WOF), 2005-08  
 260, Isaac Harrow (APP), 2006-09  
 259, Cole Rakar (CofC), 2008-11  
 258, Chris Catanzaro (VMI), 1998-01  
 258, Matt Matulia (CIT), 2003-06  
 257, David Beckley (CIT), 1993-96  
 257, Josh Stackley (CIT), 2002-05  
 257, James Foster (WOF), 2009-12  
 256, Will Muzika (FUR), 2010-13  
 254, Chris Shehan (GSU), 2006-08  
 251, Tyson Whitley (GSU), 1994-97  
 250, Jay Heafner (DAV), 2003-06

## INDIVIDUAL CAREER BATTING

### Games Played

242, Matt Raleigh (WCU), 1989-92  
 240, Chris Campbell (CofC), 2004-07  
 239, Philip Hartig (CIT), 1998-01  
 239, Alex Swim (Elon), 2010-13  
 238, Terrence Smalls (CIT), 1995-98  
 238, Bryan Altman (CIT), 2007-10  
 237, Chris Swauger (CIT), 2005-08  
 236, David Beckley (CIT), 1993-96  
 236, Bo Betchman (CIT), 1994-97  
 236, Matt Matulia (CIT), 2003-06  
 236, Nick Orvin (CIT), 2009-12

### At-Bats

1,005, Nick Orvin (CIT), 2009-12  
 999, Chris Campbell (CofC), 2004-07  
 983, Philip Hartig (CIT), 1998-01  
 974, Alex Swim (Elon), 2010-13  
 969, Bryan Altman (CIT), 2007-10  
 963, Sonny Meade (CIT), 2006-09  
 934, Chris Swauger (CIT), 2005-08  
 933, Ross Heffley (WCU), 2009-12  
 928, Barrett Shaft (WCU), 2005-08  
 927, Eric Phillips (GSU), 2009-12

### Runs Scored

251, Matt Raleigh (WCU), 1989-92  
 240, Chris Moore (WCU), 1996-99  
 229, Philip Hartig (CIT), 1998-01  
 223, Wes Hobson (APP), 2007-10  
 222, Terrence Smalls (CIT), 1995-98  
 217, Nick Orvin (CIT), 2009-12  
 216, Freddie Hailey (WCU), 1984-87  
 216, Alan Beck (WCU), 2000-03  
 214, Brett Gardner (CofC), 2002-05  
 211, Chris Swauger (CIT), 2005-08

### Doubles


79, Chris Campbell (CofC), 2004-07  
 78, Wes Hobson (APP), 2007-10  
 75, Philip Hartig (CIT), 1998-01  
 71, Chris Catanzaro (VMI), 1998-01  
 71, Chris Swauger (CIT), 2005-08  
 70, Rod Goldston (WCU), 2000-03  
 70, Sonny Meade (CIT), 2006-09  
 68, Chris Moore (WCU), 1996-99  
 65, Isaac Harrow (APP), 2006-09  
 64, Bryan Altman (CIT), 2007-10  
 64, Tyler White (WCU), 2010-13

### Triples

20, Lee Curtis (CofC), 2002-03  
 19, Tony Martin (ETSU), 1980-83  
 18, Corey Overholtzer (UNCG), 2007-10  
 17, Konstantine Diamaduros (WOF), 2009-12  
 16, Ryan Gordon (UNCG), 2000-04  
 16, Brett Gardner (CofC), 2002-05  
 16, Chris Swauger (CIT), 2005-08  
 15, Martin Barrow (WCU), 1995-98  
 15, Mac Doyle (WOF), 2009-12  
 14, Anthony Jenkins (CIT), 1987-90  
 14, Louie Napoleon (VMI), 1993-96  
 14, Jody Wade (FUR), 1996-99  
 14, Philip Hartig (CIT), 1998-01  
 14, Chris Dove (Elon), 2007-08  
 14, Preston Troutman (APP), 2011-14  
 14, Hunter Burton (FUR), 2011-14



*Western Carolina's Matt Raleigh (34) is the SoCon's career leader in games played (242), home runs (68) and runs scored (251). Raleigh played for the Catamounts from 1989-92.*



*The Citadel's Philip Hartig (1998-2001) finished his career as the SoCon's all-time hits leader with 360.*

## Home Runs

- 68, Matt Raleigh (WCU), 1989-92
- 64, Philip Hartig (CIT), 1998-01
- 61, Clint Fahey (WCU), 1986-89
- 51, Mike Nipper (ETSU), 1981-83
- 51, Tommy Peterman (GSU), 1994-96
- 51, Alex Tolbert (WCU), 1994-97
- 50, Chris Moore (WCU), 1996-99
- 50, Scott Henley (GSU), 1998-01
- 50, Shane Kirkley (WOF), 2005-08
- 48, A.J. Wirnsberger (GSU), 2007-10

## Grand Slams

- 5, Todd Buchanan (WCU), 2000-03
- 5, Victor Roache (GSU), 2010-11
- 4, Adam Martin (WCU), 2011-14
- 3, Billy Masse (DAV), 1985-87
- 3, Tim Frend (DAV), 1999-02
- 3, Dominic Franchini (FUR), 2001-04
- 3, Chip Cannon (CIT), 2001-04
- 3, A.J. Wirnsberger (GSU), 2007-10
- 3, Saxon Butler (SAM), 2011-12

## Total Bases

- 655, Philip Hartig (CIT), 1998-01
- 580, Matt Raleigh (WCU), 1989-92
- 566, Chris Campbell (CofC), 2004-07
- 545, Chris Moore (WCU), 1996-99
- 539, Scott Henley (GSU), 1998-01
- 532, Ross Heffley (WCU), 2009-12
- 531, Chris Swauger (CIT), 2005-08
- 504, Wes Hobson (APP), 2007-10
- 490, A.J. Wirnsberger (GSU), 2007-10
- 488, Alan Beck (WCU), 2000-03

## Runs Batted In

- 290, Philip Hartig (CIT), 1998-01
- 290, Chris Campbell (CofC), 2004-07
- 254, Chris Moore (WCU), 1996-99
- 239, Matt Raleigh (WCU), 1989-92
- 236, Scott Henley (GSU), 1998-01
- 222, Alan Beck (WCU), 2000-03
- 222, Ross Heffley (WCU), 2009-12
- 218, A.J. Wirnsberger (GSU), 2007-10
- 212, Skip Nelloms (WCU), 1985-88
- 207, Sonny Meade (CIT), 2006-09

## Batting Average (minimum 250 AB)

- .433, Bill White (CIT), 1980-82
- .404, Randy Ingle (APP), 1977-79
- .404, Lee Curtis (CofC), 2002-03
- .403, Keith Ebersole (WCU), 1977-78
- .390, Robie Peele (APP), 1981-83
- .388, Greg Hill (MAR), 1980-83
- .388, Clint Fahey (WCU), 1986-89
- .388, Joey Bergman (CofC), 2007-10
- .383, Billy Masse (DAV), 1985-87
- .383, Byron Barber (CofC), 2004-05

## Slugging Percentage

- .742, Lee Curtis (CofC), 2002-03
- .726, Todd Greene (GSU), 1992-93
- .710, Billy Masse (DAV), 1985-87
- .693, Matt Raleigh (WCU), 1989-92
- .690, Tony Welborn (APP), 1983-86
- .682, Brandon Waring (WOF), 2005-07
- .680, Ed Dubiel (APP), 1986-87
- .667, Philip Hartig (CIT), 1998-01
- .665, Matt Leeds (CofC), 2008, 10-11
- .664, Donovan Minero (WCU), 2001-02

## Stolen Bases

- 147, Chris Morris (CIT), 1998-00
- 115, Terrence Smalls (CIT), 1995-98
- 106, Antoine Moran (GSU), 1994-97
- 103, David Beckley (CIT), 1993-96
- 103, Chris Walker (GSU), 1999-02
- 101, Hector, Crespo (APP), 2010-13
- 100, David Groseclose (VMI), 1992-95
- 99, Dan McDonnell (CIT), 1989-92
- 96, Jody Wade (FUR), 1996-99
- 96, Brett Gardner (CofC), 2002-05

## Strikeouts

- 246, Kyle Jordan (CIT), 2007-10
- 214, Jason Randall (CIT), 2000-03
- 208, Andrew Barna (DAV), 2010-13
- 195, Jon Aughey (CIT), 2002-05
- 193, David Beckley (CIT), 1993-96
- 190, Mac Doyle (WOF), 2009-12
- 186, Brett Anderson (CofC), 2002-05
- 185, Jeremiah Parvin (DAV), 1998-01
- 183, Matt Johns (WCU), 2008-11
- 180, Jesse Martin (UNCG), 1999-02

## Bases on Balls

- 185, Dan McDonnell (CIT), 1989-92
- 174, Bo Betchman (CIT), 1994-97
- 156, Chip Cannon (CIT), 2001-04
- 149, Sy Jones (GSU), 1993-96
- 144, Chris Moore (WCU), 1996-99
- 144, Blake Murphy (WCU), 2005-08
- 142, Alan Beck (WCU), 2000-03
- 140, Chris Swauger (CIT), 2005-08
- 138, Brendan Gilligan (GSU), 2000-03
- 137, Franco Martin (VMI), 1994-97

## Hit by Pitch

- 62, J.R. Revere (GSU), 1999-02
- 56, James Payne (GSU), 2002-05
- 54, Oliver Marmol (CofC), 2005-07
- 53, Griffin Benedict (GSU), 2006-09
- 53, Drew DeKerlegand (CIT), 2011-14
- 52, Neal Pritchard (Elon), 2008-11
- 51, Daryl Byrd (CIT), 1999-01
- 51, Brett Anderson (CofC), 2002-05
- 50, Carlos Love (GSU), 2000-03
- 49, Keith Munns (WOF), 2005-08

## Sacrifice Hits

- 53, Brett Gardner (CofC), 2002-05
- 50, Brad Moss (SAM), 2009-12
- 44, Kyle Jordan (CIT), 2007-10
- 42, Ben Morgan (GSU), 2011-14
- 38, Jess Easterling (CofC), 2004-06
- 38, Andrew Greene (FUR), 2003-06
- 38, Oliver Marmol (CofC), 2005-07
- 37, Ben Morgan (GSU), 2011-13
- 36, Brian Pierce (GSU), 2006-09
- 34, Phillip Coker (CofC), 2003-06

## Sacrifice Flies

- 28, Chris Campbell (CofC), 2004-07
- 22, Sonny Meade (CIT), 2006-09
- 21, Brandon Burns (GSU), 2001-04
- 20, Chris Price (Elon), 2004-06
- 19, Alex Swim (Elon), 2010-13
- 17, Isaac Harrow (APP), 2006-09
- 17, Ray Quinones (UNCG), 2008-11
- 17, Neal Pritchard (Elon), 2008-11
- 17, Eric Phillips (GSU), 2009-12
- 17, Konstantine Diamaduros (WOF), 2009-12
- 17, Trevor Edwards (UNCG), 2009, 2011-13
- 17, Will Callway (APP), 2011-13
- 17, Jacob Hoyle (WCU), 2012-14



## INDIVIDUAL SEASON PITCHING

### 10-WIN CLUB

15, Julio Ayala (GSU), 1996  
 12, Mike Cherry (CIT), 1983  
 12, Pete Hardee (APP), 1984  
 12, Scott Gay (WCU), 1985  
 12, Will Ertel (FUR), 1991  
 12, Jason Beverlin (WCU), 1993  
 12, Matt Baber (ETSU), 1999  
 12, David Ray (GSU), 2000  
 12, Scooter Michael (UNCG), 2002  
 12, Ryan Johnson (COFC), 2004  
 12, Jonathan Ellis (CIT), 2004  
 12, Asher Wojciechowski (CIT), 2010  
 12, Josh Martin (SAM), 2012  
 11, Moe Bauer (WF), 1950  
 11, Joe Graves (ETSU), 1981  
 11, Greg Wilcox (DAV), 1988  
 11, Jack Kimel (WCU), 1990  
 11, Phillip Grundy (WCU), 1991  
 11, Jason Beverlin (WCU), 1994  
 11, William Rushing (GSU), 1995  
 11, Chris Pollard (DAV), 1995  
 11, Mark DiFelice (WCU), 1998  
 11, Ron Colvard (CIT), 2000  
 11, Ian Ostlund (VMI), 2000  
 11, Brett Lewis (GSU), 2002  
 11, George Lehr (WOF), 2002  
 11, Ryan Johnson (COFC), 2002  
 11, Tom Mastny (FUR), 2003  
 11, Jarrett Santos (UNCG), 2003  
 11, Nick Chigges (COFC), 2006  
 11, Nick Chigges (COFC), 2007  
 11, Ben Austin (WOF), 2007  
 11, Chris Mederos (GSU), 2009  
 11, Ryan Arrowood (APP), 2012  
 11, Alex Ledford (SAM), 2014  
 10, Jim Heise (WVU), 1955  
 10, John Katona (FUR), 1971  
 10, Doug Pounder (CIT), 1971  
 10, Mickey Britt (ECU), 1976  
 10, Jerry Reed (WCU), 1977  
 10, Jeff Andrews (ETSU), 1981  
 10, Scott Gay (WCU), 1984  
 10, Keith Smith (WCU), 1986  
 10, Ken Britt (CIT), 1990  
 10, Jack Kimel (WCU), 1992  
 10, Britt Reames (CIT), 1995  
 10, Mark DiFelice (WCU), 1997  
 10, Rodney Hancock (CIT), 1999  
 10, Matt Baber (ETSU), 2000  
 10, Derrick Hawk (WCU), 2003  
 10, Jeremy Hall (ETSU), 2005  
 10, Matt Chastain (Elon), 2006  
 10, Patrick Curran (UNCG), 2006  
 10, Everett Teaford (GSU), 2006  
 10, Garrett Sherrill (APP), 2007  
 10, Steven Hensley (Elon), 2008  
 10, Jimmy Reyes (Elon), 2010  
 10, Matt Pegler (CofC), 2012  
 10, Charles Basford (SAM), 2012

### 100-STRIKEOUT CLUB

172, William Rushing (GSU), 1995  
 159, Brian Wiley (CIT), 1998  
 159, Brian Rogers (CIT), 1998  
 155, Asher Wojciechowski (CIT), 2010  
 154, Jason Beverlin (WCU), 1994  
 150, Brian Wiley (CIT), 1999  
 143, Julio Ayala (GSU), 1996  
 135, Britt Reames (CIT), 1994  
 135, Chris Mason (UNCG), 2005  
 132, Mike Cherry (CIT), 1983  
 131, Jonathan Ellis (CIT), 2004  
 127, Dick Almes (CIT), 1959  
 124, Clark Maxwell (WCU), 1995  
 123, John Radosevich (WVU), 1964  
 123, Britt Reames (CIT), 1995  
 123, Rodney Hancock (CIT), 1999  
 122, Brett Lewis (GSU), 1999  
 122, Brett Lewis (GSU), 2002  
 122, Everett Teaford (GSU), 2006  
 120, John Radosevich (WVU), 1965  
 120, Justin Hess (GSU), 2013  
 119, Paul Chuma (WVU), 1959  
 118, Scott Gay (WCU), 1985  
 118, Dennis Dove (GSU), 2003  
 118, Everett Teaford (GSU), 2005  
 115, David Ray (GSU), 2000  
 115, Chris Beck (GSU), 2012  
 113, Smitty Holland (CIT), 1966  
 113, William Rushing (GSU), 1994  
 113, Ryan Gordon (UNCG), 2000  
 113, Everett Teaford (GSU), 2004  
 113, Chris Mederos (GSU), 2009  
 112, Nick Chigges (COFC), 2007

111, Jim Heise (WVU), 1955  
 111, David Ray (GSU), 2000  
 110, Hank Bunnell (GWU), 1970  
 110, Mark DiFelice (WCU), 1998  
 109, John Katona (FUR), 1971  
 109, Jeff Keppen (GSU), 1997  
 109, Chris Beck (GSU), 2011  
 109, Jeremy Null (WCU), 2013  
 107, Reid Casey (ETSU), 2001  
 107, Steven Hensley (Elon), 2007  
 107, Brandon Yarusi (WOF), 2012  
 106, Percy Sensabaugh (VMI), 1964  
 106, Tim Barr (DAV), 1977  
 106, Mike Cherry (CIT), 1982  
 106, Jason Beverlin (WCU), 1993  
 106, Jarrett Santos (UNCG), 2003  
 106, Tom Mastny (FUR), 2003  
 105, Jerry Meadows (WVU), 1967  
 105, Hal Baird (ECU), 1971  
 104, Gettys Glaze (CIT), 1992  
 104, Ryan Cummings (GSU), 1997  
 104, Matt Baber (ETSU), 2000  
 103, Tom Masteny (FUR), 2003  
 103, John Carroll (GSU), 2003  
 102, Clark Maxwell (WCU), 1997  
 102, Jared Burton (WCU), 2002  
 102, Jesse Morris (WOF), 2013  
 101, Clark Maxwell (WCU), 1996  
 101, Taft Cable (UNCG), 2000  
 101, Graham Godfrey (COFC), 2006  
 101, Jimmy Reyes (Elon), 2009  
 100, Matt Spade (MAR), 1994  
 100, Nick Chigges (COFC), 2006

### Appearances

48, Zach Sherrill (CIT), 2013  
 47, Jason Richman (GSU), 2014  
 42, Todd Lee (GSU), 1997  
 41, Jarrett Santos (UNCG), 2003  
 40, Mike Manning (WCU), 1994  
 40, Ted Toler (UNCG), 2001  
 40, David Rivera (CIT), 2013  
 40, Matt McCall (GSU), 2014  
 39, Randy Corn (CIT), 2002  
 39, Mike Frongello (DAV), 2011

### Starts

22, Julio Ayala (GSU), 1996  
 20, William Rushing (GSU), 1995  
 19, Matt Baber (ETSU), 2000  
 19, Austin Redwine (WOF), 2007  
 19, Chris Beck (GSU), 2011  
 18, Clint Sauls (GSU), 1998  
 18, Everett Hancock (UNCG), 2000  
 18, Corey Ethridge (FUR), 2000  
 18, Brett Lewis (GSU), 2000  
 18, Everett Hancock (UNCG), 2001  
 18, Tom Mastny (FUR), 2002  
 18, Ryan Basner (WCU), 2003  
 18, Jonathan Ellis (CIT), 2004  
 18, Jeremy Hall (ETSU), 2005  
 18, Austin Redwine (WOF), 2006  
 18, Ben Austin (WOF), 2007

### Losses

12, Ben Hager (APP), 2000  
 11, Danny Clark (ETSU), 1990  
 11, Duke Acors (VMI), 2002  
 11, Nick Peterson (APP), 2003  
 10, Richard Godsey (FUR), 1966  
 10, Chris Johnson (ETSU), 1985  
 10, Heath Doyle (ETSU), 1998  
 10, Kyle Hadden (WOF), 2000  
 10, George Lehr (WOF), 2000  
 10, Phil Hendrix (VMI), 2002  
 10, Kyle Shiplett (APP), 2002  
 10, Jarrod Rampey (WOF), 2003  
 10, Jonathan Reeder (APP), 2005  
 10, Rob Wilson (DAV), 2007  
 10, Warren Slack (UNCG), 2010

### Earned Run Average (min. 30 IP)

0.45, Denny Taylor (WVU), 1968  
 0.56, Ron Hastings (ECU), 1970  
 0.60, Mike Sullivan (MAR), 1980  
 0.65, Vaughn Kovach (WVU), 1966  
 0.67, Percy Sensabaugh (VMI), 1964  
 0.69, Roger Hatcher (UR), 1973  
 0.83, Terry Deavers (FUR), 1969  
 0.85, Marshall Dellinger (ECU), 1967  
 0.85, Dan Kyslinger (WCU), 1992  
 0.87, Richardson (W&M), 1971



## 100-INNING CLUB

160.0, William Rushing (GSU), 1995  
 152.0, Julio Ayala (GSU), 1996  
 136.1, Jonathan Ellis (CIT), 2004  
 133.2, Matt Baber (ETSU), 2000  
 132.1, Will Ertel (FUR), 1991  
 126.1, Brett Lewis (GSU), 2002  
 125.2, Asher Wojciechowski (CIT), 2010  
 125.0, Ryan Basner (WCU), 2003  
 124.1, Jason Beverlin (WCU), 1994  
 124.0, Tom Mastny (FUR), 2003  
 123.1, Clark Maxwell (WCU), 1995  
 122.0, Clint Sauls (GSU), 1998  
 120.1, Everett Teaford (GSU), 2006  
 119.2, David Pember (WCU), 1999  
 119.2, Everett Teaford (GSU), 2005  
 119.1, Brett Lewis (GSU), 1999  
 119.0, Brian Rogers (CIT), 1998  
 118.2, Chris Mason (UNCG), 2005  
 117.1, Reid Casey (ETSU), 2001  
 116.2, Brett Lewis (GSU), 2000  
 116.0, Kyle Hadden (WOF), 2000  
 115.2, Nick Chiggies (COFC), 2006  
 115.0, Chris Pollard (DAV), 1995  
 115.0, Clint Sauls (GSU), 1997  
 113.2, Jeff Keppen (GSU), 1995  
 113.2, Brett Lewis (GSU), 2001  
 113.1, Tim Barr (DAV), 1977  
 113.1, Scott Gay (WCU), 1985  
 113.1, Eric Talbert (CIT), 2001  
 112.0, Josh Lairsey (GSU), 2005  
 111.2, John Carroll (GSU), 2004  
 111.2, Jeremy Hall (ETSU), 2005  
 110.2, Reid Casey (ETSU), 2002

110.1, Phillip Grundy (WCU), 1992  
 110.1, George Lehr (WOF), 2000  
 110.0, Rodney Hancock (CIT), 1999  
 110.0, Tom Mastny (FUR), 2002  
 110.0, Josh Martin (SAM), 2012  
 109.2, Tim Roth (GSU), 1994  
 109.2, Austin Redwine (WOF), 2007  
 109.0, Billy Baker (CIT), 1990  
 109.0, William Rushing (GSU), 1994  
 108.1, Everett Teaford (GSU), 2004  
 107.2, Ben Austin (WOF), 2007  
 107.1, Nick Chiggies (COFC), 2007  
 106.2, Jim Heise (WVU), 1955  
 106.2, Drew Saberhagen (WCU), 2007  
 106.1, Jay Metzger (UNCG), 2002  
 106.1, George Lehr, (WOF), 2002  
 106.0, Charles Basford (SAM), 2012  
 105.2, Matt Chastain (Elon), 2006  
 105.1, Jason Beverlin (WCU), 1993  
 105.0, Jordan Smith (WCU), 2014  
 104.2, Wes Wrenn (CIT), 2007  
 104.1, Jim Carragher (GSU), 1993  
 104.1, Britt Reames (CIT), 1994  
 104.1, Jeremy Hall (ETSU), 2004  
 104.1, Dustin Evans (GSU), 2005  
 104.1, Ryan Falcon (UNCG), 2007  
 104.1, Matt Talley (CIT), 2010  
 104.0, Brad Josey (WCU), 2003  
 104.0, Kyle Webb (Elon), 2013  
 103.2, Mickey Britt (ECU), 1976  
 103.2, Kirk Burnett (FUR), 1985  
 103.2, Chris Beck (GSU), 2012  
 103.1, Alex Ledford (SAM), 2014

103.0, Toby David (FUR), 2001  
 103.0, Jared Burton (WCU), 2002  
 103.0, Chris Beck (GSU), 2011  
 103.0, Tyler Moore (APP), 2014  
 102.2, Clark Maxwell (WCU), 1997  
 102.2, Charlie Wentzky (COFC), 2000  
 102.1, Hank Bunnell (GWU), 1970  
 102.0, Ryan Cummings (GSU), 1996  
 102.0, George Lehr (WOF), 2001  
 102.0, Wes Wrenn (CIT), 2009  
 102.0, Jake Brown (GSU), 2010  
 101.2, Rex Havens (ETSU), 1991  
 101.2, Ian Parry (FUR), 2010  
 101.1, Jack Kimel (WCU), 1990  
 101.1, Tate Osterman (WOF), 2001  
 101.1, Reid Price (COFC), 2004  
 101.0, Jarrett Santos (UNCG), 2003  
 101.0, Brian Akin (DAV), 2004  
 101.0, Brad Josey (WCU), 2004  
 101.0, Jeremy Null (WCU), 2014  
 100.2, Clint Fair (GSU), 1993  
 100.2, Matt Spade (MAR), 1994  
 100.2, Scooter Michael (UNCG), 2003  
 100.2, Ryan Edell (COFC), 2005  
 100.2, Steven Hensley (Elon), 2007  
 100.2, Seth Grant (APP), 2012  
 100.1, Phillip Grundy (WCU), 1991  
 100.1, Ryan Johnson (COFC), 2002  
 100.1, Everett Hancock (UNCG), 2000  
 100.1, Nate Smith (FUR), 2013  
 100.0, Scooter Michael (UNCG), 2003  
 100.0, Ken Egleton (CIT), 2004

### Complete Games

11, Howard Bryan (DAV), 1966  
 11, Rick Pipan (DAV), 1971  
 11, Will Ertel (FUR), 1991  
 11, Chris Pollard (DAV), 1995  
 11, Matt Baber (ETSU), 1999  
 10, Blair Thomas (VMI), 1951  
 10, John Katona (FUR), 1970  
 10, John Katona (FUR), 1971  
 10, Joel Tew (DAV), 1975  
 10, Tim Barr (DAV), 1977  
 10, Jonathan Coulombe (DAV), 1997

### Walks

81, Kyle Hadden (WOF), 2000  
 71, Brian Chapman (APP), 2002  
 69, Ray Yeoman (CIT), 1972  
 69, Kirk Burnett (FUR), 1985  
 66, William Rushing (GSU), 1995  
 65, Scott Weaver (DAV), 1985  
 65, Jamie Furr (CIT), 1988  
 65, George Lehr (WOF), 2000  
 64, Tim Purcell (DAV), 1978  
 64, Travis Trammell (WOF), 2000

### Shutouts

9, Donald Marillo (CIT), 1992-95  
 5, Gettys Glaze (CIT), 1992  
 4, Frank Griffith (UR), 1962  
 4, Dick Balderson (UR), 1967  
 4, Jim Raynor (ECU), 1967  
 4, Ron Hastings (ECU), 1969  
 4, Mike Pendleton (CIT), 1978  
 4, Frank Galloway (CIT), 1979  
 4, Jeff Andrews (ETSU), 1980  
 4, Jeff Montgomery (MAR), 1981

### Saves

17, Paul Thornton (GSU), 1993  
 17, Thomas Girdwood (Elon), 2009  
 16, Nathan Hyatt (APP), 2012  
 15, Brett Harker (COFC), 2005  
 15, Josh McLaughlin (COFC), 2006  
 15, Link Saunders (CIT), 2006  
 15, Andrew Jones (SAM), 2011  
 15, Skylar Hunter (CIT), 2014  
 14, Mike Manning (WCU), 1994  
 14, Preston Hatcher (WCU), 2013  
 14, Andres Gracia (SAM), 2014

### Strikeouts per 9 Innings

15.0, John Radosevich (WVU), 1963  
 14.9, Tod Lee (GSU), 1996  
 14.7, Paul Chuma (WVU), 1959  
 14.2, Percy Sensabaugh (VMI), 1964  
 14.1, Smitty Holland (CIT), 1966  
 14.1, Buster Holland (CIT), 1966  
 14.1, Brian Wiley (CIT), 1998  
 14.0, John Radosevich (WVU), 1965  
 13.8, Tod Lee (GSU), 1995  
 13.8, Tod Lee (GSU), 1997

### Hit Batters

27, Scott Musgrave (APP), 1995  
 27, Travis Trammell (WOF), 2000  
 23, George Lehr (WOF), 2000  
 22, David Peterson (COFC), 2010  
 20, Jamie McDonald (DAV), 2000  
 19, Austin Redwine (WOF), 2007  
 19, Mike Tavernier (WCU), 2009  
 19, David Peterson (CofC), 2011  
 17, Corey Ethridge (FUR), 2000  
 17, Thomas Middour (DAV), 2009  
 17, Josh Renfro (CofC), 2012  
 17, Max Povse (UNCG), 2013  
 17, Tyler Moore (APP), 2014



Georgia Southern's William Rushing struck out a conference-record 172 batters in 1995.

## INDIVIDUAL CAREER PITCHING

### 20-WIN CLUB

36, Brett Lewis (GSU), 1999-02  
 34, Mark DiFelice (WCU), 1995-98  
 33, Jack Kimel (WCU), 1989-92  
 32, Scooter Michael (UNCG), 2001-04  
 31, Nick Chiggies (CofC), 2004-07  
 30, Mike Monte (CIT), 1984-87  
 30, Clark Maxwell (WCU), 1994-97  
 29, John Katona (FUR), 1969-72  
 29, Mike Pendleton (CIT), 1978-81  
 28, Tom Mastny (FUR), 2000-03  
 28, Ryan Arrowood (APP), 2009-12  
 27, Jason Beverlin (WCU), 1992-94  
 27, Clint Sauls (GSU), 1995-98  
 27, Ken Ferrer (Elon), 2008-11  
 26, Jeff Andrews (ETSU), 1979-81  
 26, Scott Gay (WCU), 1983-85  
 26, Steve Condon (DAV), 1984-87  
 26, Brian Wiley (CIT), 1996-99  
 26, Everett Teaford (GSU), 2004-06  
 26, Matt Andress (APP), 2007-10  
 26, Matt Crim (CIT), 2006-09  
 26, Wes Wrenn (CIT), 2006-09  
 26, Nick Chiggies (CofC), 2006-09  
 25, John Radosevich (WVU), 1963-65  
 25, Kevin Simmons (APP), 1983-86  
 25, Ken Britt (CIT), 1989-92  
 25, Brian Callahan (CIT), 1993-96  
 25, Jordan Smith (WCU), 2011-14  
 24, Jim Heise (WVU), 1953-56  
 24, Jeff Barkley (CIT), 1979-82  
 24, Steve Basch (CIT), 1990-93  
 24, Phillip Grundy (WCU), 1991-93  
 24, Steven Hensley (Elon), 2006-08  
 24, Christian Powell (CofC), 2010-12  
 24, Josh Martin (SAM), 2009-12  
 23, Mike Cherry (CIT), 1981-83  
 23, George Lehr (WOF), 1999-02  
 23, Ryan Johnson (CofC), 2002, 04  
 23, Andy Moye (GSU), 2008-11  
 22, Moe Bauer (WF), 1947-50  
 22, Doug Pounder (CIT), 1968-71  
 22, Alan Hurt (CIT), 1980-83  
 22, Lenny Stratton (APP), 1985-87  
 22, Brad Stowell (CIT), 1988-91  
 22, Rodney Hancock (CIT), 1997-99  
 22, Matt Baber (ETSU), 1999-00  
 22, Dennis Dove (GSU), 2001-03  
 22, Ryan Hodinka (FUR), 2003-06  
 22, Austin Pritcher (CIT), 2010-13  
 21, Jerry Meadows (WVU), 1965-67  
 21, Pete Hardee (APP), 1982-84  
 21, Lance Cole (Elon), 2003-06  
 21, Justin Smith (CIT), 2004-07  
 21, Jimmy Reyes (Elon), 2008-10  
 21, Matt Talley (CIT), 2008-11  
 21, David Peterson (CofC), 2009-12  
 20, Dennis Hill (GWU), 1958-61  
 20, Ken Hare (WCU), 1980-84  
 20, Russ Warfield (APP), 1981-84  
 20, Will Ertel (FUR), 1989-93  
 20, Chris Pollard (DAV), 1993-96  
 20, William Rushing (GSU), 1994-95  
 20, Ryan Cummings (GSU), 1995-97  
 20, Brian Bain (WCU), 1995-98  
 20, Taft Cable (UNCG), 1999-01  
 20, Reid Casey (ETSU), 1999-02  
 20, Jarrett Santos (UNCG), 2003-04  
 20, Dustin Evans (GSU), 2004-06  
 20, Austin Redwine (WOF), 2004-07  
 20, Tyler Sexton (WCU), 2006-08  
 20, Asher Wojciechowski (CIT), 2007-10

### Appearances

136, Mike Frongello (DAV), 2008-11  
 135, Raymond Copenhaver (CIT), 2007-10  
 130, Ted Toler (UNCG), 1998-01  
 121, Ryan Foster (WCU), 2000-03  
 118, Rob Purvis (FUR), 1999-02  
**113, Zach Sherrill (CIT), 2012-14**  
 112, Tom Martin (CIT), 1995-98  
 112, George Lehr (WOF), 1999-02  
 109, Tod Lee (GSU), 1995-97  
 109, Jason Cadenhead (GSU), 1999-03

### Starts

71, Brett Lewis (GSU), 1999-02  
 60, Reid Casey (ETSU), 1999-02  
 59, Wes Wrenn (CIT), 2006-09  
 59, Jordan Smith (WCU), 2011-14  
 58, Corey Etheridge (FUR), 1999-02  
 58, Tom Mastny (FUR), 2000-03  
 57, Austin Redwine (WOF), 2004-07  
 56, Scooter Michael (UNCG), 2001-04  
 56, Matt Andress (APP), 2007-10  
 56, Matt Crim (CIT), 2006-09

### Innings Pitched

480.2, Brett Lewis (GSU), 1999-02  
 410.2, Reid Casey (ETSU), 1999-02  
 405.0, Tom Mastny (FUR), 2000-03  
 391.1, Clint Sauls (GSU), 1995-98  
 391.0, Wes Wrenn (CIT), 2006-09  
 374.2, Jordan Smith (WCU), 2011-14  
 368.1, Scooter Michael (UNCG), 2001-04  
 363.2, Clark Maxwell (WCU), 1994-97  
 356.2, George Lehr (WOF), 1999-02  
 354.2, Austin Redwine (WOF), 2004-07

### Losses

29, Reid Casey (ETSU), 1999-02  
 27, Danny Clark (ETSU), 1989-92  
 27, Wes Self (DAV), 1998-01  
 26, Kirk Burnett (FUR), 1984-87  
 26, George Lehr (WOF), 1999-02  
 25, Jonathan Coulombe (DAV), 1994-97  
 25, Jamie McDonald (DAV), 1997-00  
 25, Corey Etheridge (FUR), 1999-02  
 24, Charles Braswell, 1991-94  
 24, Scott Clark (APP), 2003-05  
 24, Austin Redwine (WOF), 2004-07  
 24, Rob Wilson (DAV), 2004-07

### Earned Run Average (min. 100 IP)

1.33, Dennis Burke (ECU), 1966-68  
 1.37, Ray Yeoman (CIT), 1971-72  
 1.58, Dick Balderson (UR), 1966-68  
 1.58, Josh McLaughlin (CofC), 2005-06  
 1.65, John Katona (FUR), 1969-72  
 1.69, Tom Shafer (WVU), 1960-62  
 1.70, Ron Hastings (ECU), 1968-71  
 1.72, Steve Arrington (CIT), 1970-73  
 1.73, Jerry Meadows (WVU), 1965-67  
 1.77, Randy Corn (CIT), 1999-02

### Complete Games

30, John Katona (FUR), 1969-72  
 27, Dick Balderson (UR), 1966-68  
 24, Mark Airaghi (VMI), 1980-83  
 23, Jeff Barkley (CIT), 1979-82  
 22, Mike Pendleton (CIT), 1978-81  
 21, John Radosevich (WVU), 1963-65  
 21, Kirk Burnett (FUR), 1984-87  
 20, Doug Pounder (CIT), 1968-71  
 20, Jeff Andrews (ETSU), 1979-81  
 20, Steve Condon (DAV), 1984-87  
 20, Matt Baber (ETSU), 1999-00

### Strikeouts

431, Brian Wiley (CIT), 1996-99  
 429, Brett Lewis (GSU), 1999-02  
 374, Clark Maxwell (WCU), 1994-97  
 353, Everett Teaford (GSU), 2004-06  
 339, John Radosevich (WVU), 1963-65  
 332, Nick Chiggies (CofC), 2004-07  
 323, Reid Casey (ETSU), 1999-02  
 322, Brian Rogers (CIT), 1996-98  
 308, Asher Wojciechowski (CIT), 2007-10  
 306, Jason Beverlin (WCU), 1992-94

### Bases on Balls

194, Brian Wiley (CIT), 1996-99  
 194, Reid Casey (ETSU), 1999-02  
 174, Brett Lewis (GSU), 1999-02  
 172, George Lehr (WOF), 1999-02  
 166, Kevin Simmons (APP), 1983-86  
 164, Kirk Burnett (FUR), 1984-87  
 163, Scott Weaver (DAV), 1983-86  
 163, Jamie Furr (CIT), 1986-89  
 155, Corey Etheridge (FUR), 1999-02  
 153, Chris Bengel (CIT), 1984-87

### Shutouts

9, Ron Hastings (ECU), 1968-71  
 9, Donald Morillo (CIT), 1992-95  
 7, Dick Balderson (UR), 1966-68  
 7, John Katona (FUR), 1969-72  
 7, Mike Pendleton (CIT), 1978-81  
 7, Jeff Andrews (ETSU), 1979-81  
 6, Dennis Burke (ECU), 1966-68  
 6, Doug Pounder (CIT), 1968-71  
 6, David Farmer (APP), 1976-78  
 6, Frank Galloway (CIT), 1976-79  
 6, Steve Basch (CIT), 1990-93  
 6, Scooter Michael (UNCG), 2001-04

### Saves

37, Thomas Girdwood (Elon), 2008-11  
 29, Hank Kraft (CIT), 1989-92  
 29, Tod Lee (GSU), 1995-97  
 29, Eric Eck (WOF), 2011-14  
 29, Brett Harker (CofC), 2003-05  
**28, Skylar Hunter (CIT), 2013-14**  
 26, Donald Morillo (CIT), 1992-95  
 26, Link Saunders (CIT), 2003, 2005-07  
 25, Randy Corn (CIT), 1999-02  
 25, Jay Heafner (DAV), 2003-06  
 24, Preston Hatcher (WCU), 2010-13  
 22, Tom Martin (CIT), 1995-98  
 22, Ryan Foster (WCU), 2000-03

## Strikeouts per 9 IP

14.2, Tod Lee (GSU), 1995-97  
 14.1, John Radosevich (WVU), 1963-65  
 12.6, Randy Corn (CIT), 1999-02  
 12.08, Lex Rutledge (SAM), 2010-12  
 10.83, Drew Mahaffey (CIT), 2008-11  
 10.8, Tom Harrison (FUR), 1968-71  
 10.63, Kyle Stewart (WCU), 2009-11  
 10.63, Eric Eck (WOF), 2011-14  
 10.6, Chris Patterson (APP), 2007-10  
 10.53, Chris Masters (WCU), 2007-09

## Relief Appearances

136, Mike Frongello (DAV), 2008-11  
 135, Raymond Copenhaver (CIT), 2007-10  
 129, Ted Toler (UNCG), 1998-01  
 120, Ryan Foster (WCU), 2000-03  
 118, Rob Purvis (FUR), 1999-02  
 112, Tom Martin (CIT), 1995-98  
**112, Zach Sherrill (CIT), 2012-14**  
 109, Tod Lee (GSU), 1995-97  
 107, Jason Cadenhead (GSU), 1999-03  
 103, Matt Hamer (CIT), 2000-03

## Hit Batters

56, George Lehr (WOF), 1999-02  
 49, Reid Casey (ETSU), 1999-02  
 49, Tom Mastny (FUR), 2000-03  
 45, Andy Cater (DAV), 2002-05  
 43, Austin Redwine (WOF), 2004-07  
 42, Jamie McDonald (DAV), 1997-00  
 40, Tate Osterman (WOF), 1999-02  
 40, Kyle Webb (Elon), 2010-13  
 39, Corey Etheridge (FUR), 1999-02  
 39, Chris Pollard (DAV), 1993-96  
 39, Tom Mastny (FUR), 1999-02

## TEAM GAME BATTING

### At Bats

78, WCU vs. Elon, 5-25-11 (20 inn.)  
 76, WOF vs. Elon, 5-1-09 (18 inn.)  
 70, FUR vs. WCU, 5-13-11 (16 inn.)  
 68, Elon vs. WCU, 5-25-11 (20 inn.)  
 68, SAM vs. Elon, 3-31-12 (18 inn.)  
 64, GSU vs. Clemson, 4-21-96 (18 inn.)  
 64, Elon vs. SAM, 3-31-12 (18 inn.)  
 63, Elon vs. WOF, 5-1-09 (18 inn.)  
 62, WCU at FUR, 4-25-09  
 61, CoFC vs. GSU, 4-3-09

### Hits

32, CIT vs. DAV, 4-5-82  
 30, MAR vs. Morehead State, 3-22-90  
 30, WCU vs. FUR, 1993  
 30, CoFC vs. FUR, 3-30-09  
 30, WCU vs. Eastern Kentucky, 4-8-09  
 29, DAV vs. ETSU, 5-12-05  
 29, APP vs. Elon, 5-1-08  
 28, CoFC vs. George Mason, 2-25-07  
 28, CoFC vs. George Mason, 2-23-08  
 27, GSU vs. New Jersey Tech, 2-16-07  
 27, CoFC vs. FUR, 3-29-09

### Hits, Inning

14, GSU vs. New Jersey Tech, 2-16-07  
 12, WCU vs. FUR, 1991  
 10, WOF vs. IPFW, 2-17-07  
 10, WCU vs. Hartford, 3-16-08  
 10, Elon vs. WOF, 5-21-08  
 10, GSU at Georgia, 2-16-14  
 10, WCU vs. APP, 5-3-14  
 9, DAV vs. WCU, 3-28-86  
 9, Elon vs. GSU, 5-22-08  
 9, UNCG vs. N.C. Central, 4-1-13

### Runs

35, MAR vs. Morehead State, 3-22-90  
 34, GSU vs. New Jersey Tech, 2-16-07  
 32, WCU vs. Hartford, 3-16-08  
 31, CoFC at DAV, 3-21-08  
 30, CoFC vs. Quinnipiac, 3-10-09  
 29, WCU vs. MAR, 1992  
 29, GSU vs. Florida A&M, 3-22-00  
 29, Elon vs. APP, 5-20-05  
 29, DAV vs. Mount St. Mary's, 2-28-10  
 28, VMI vs. Coppin State, 4-2-02  
 28, CoFC vs. George Mason, 2-23-08

### Runs, Inning

17, DAV vs. Mount St. Mary's, 2-28-10  
 16, GSU vs. New Jersey Tech, 2-16-07  
 15, Elon vs. WOF, 5-21-08  
 14, FUR vs. WCU, 3-25-00  
 14, DAV vs. Mount St. Mary's, 2-17-01  
 14, WCU vs. Rider (G1), 3-15-14  
 13, WCU vs. VMI, 1988  
 13, WCU vs. VMI, 1991  
 13, CIT vs. WOF, 2-20-96  
 13, Elon vs. APP, 5-20-05  
 13, WCU vs. Hartford, 3-16-08  
 13, CoFC vs. FUR, 3-29-09

### Doubles

11, APP vs. VMI, 4-14-85  
 10, CoFC vs. ETSU, 4-13-03  
 10, GSU vs. New Jersey Tech, 2-16-07  
 10, APP vs. North Carolina A&T, 2-28-07  
 10, CoFC vs. Ball State, 3-9-11  
 10, WCU vs. Appalachian State, 5-3-14  
 9, ETSU vs. APP, 4-3-99  
 9, VMI vs. ETSU, 5-5-01  
 9, ETSU vs. Central Michigan, 2-28-04  
 9, GSU vs. APP, 5-7-05  
 9, WCU vs. Wofford, 5-3-08  
 9, Elon vs. UNCG, 4-2-10

### Triples

6, CIT vs. Hunter, 4-18-75

### Home Runs

14, GSU vs. Columbia, 3-15-08  
 10, WCU vs. UNC Asheville, 1986  
 9, MAR vs. Morehead State, 1990  
 9, CoFC vs. Furman, 3-29-09  
 9, Elon vs. CoFC, 4-11-09  
 8, APP vs. DAV, 4-20-97  
 8, Elon vs. High Point, 5-12-09  
 7, WCU vs. WOF, 5-11-07  
 7, WCU vs. WOF, 5-12-07  
 7, WCU vs. Hartford, 3-16-08  
 7, WOF vs. Presbyterian, 4-21-09

### RBIs

34, MAR vs. Morehead State, 3-22-90  
 31, GSU vs. New Jersey Tech, 2-16-07  
 31, CoFC at DAV, 3-21-08  
 30, CoFC vs. Quinnipiac, 3-10-09  
 29, WCU vs. Hartford, 3-16-08  
 27, GSU vs. APP, 5-7-05  
 27, CoFC vs. George Mason, 2-23-08  
 27, CoFC vs. FUR, 3-29-09  
 26, UNCG vs. North Carolina A&T, 4-23-03  
 26, Elon vs. APP, 5-20-05  
 26, Elon at WCU, 5-9-09  
 26, CoFC vs. Charleston Southern, 3-24-10

### Total Bases

65, CoFC vs. FUR, 3-29-09  
 64, GSU vs. Columbia, 3-15-08  
 52, CoFC vs. George Mason, 2-23-08  
 52, WCU vs. Hartford, 3-16-08  
 52, Elon vs. CoFC, 4-11-09  
 49, DAV vs. UNC Asheville, 4-21-93  
 48, CoFC at DAV, 3-21-08  
 47, ETSU vs. APP, 4-3-99  
 47, CoFC vs. Lipscomb, 3-4-05  
 47, CoFC vs. Georgia Mason, 2-25-07

### Walks

19, DAV vs. Cascade Mills, 3-19-49  
 19, CIT vs. Butler, 3-15-95  
 19, CIT vs. ETSU, 3-18-95  
 18, GSU vs. Coppin State, 2-28-09  
 18, UNCG vs. Albany, 2-27-10  
 17, Elon vs. WOF, 5-1-09  
 17, WOF vs. North Carolina A&T, 3-18-09  
 17, GSU vs. Charleston Southern, 5-17-11  
 16, APP vs. Morris Brown, 3-19-78  
 16, DAV vs. Yale, 3-11-97  
 16, GSU vs. Georgia State, 4-14-99

### Walks, Inning

9, CIT vs. Salisbury State, 3-31-87  
 9, GSU vs. Charleston Southern, 5-17-11

### Strikeouts

25, WOF at Elon, 5-1-09  
 23, UTC vs. Vanderbilt, 4-21-70  
 21, APP vs. CIT, 4-12-97  
 21, DAV vs. GSU, 3-2-03  
 20, FUR vs. CIT, 5-19-99  
 20, Elon vs. WCU, 5-25-11  
 19, WCU at DAV, 5-14-09  
 19, CoFC vs. GSU, 3-30-12  
 19, Elon vs. UNCW, 4-25-12  
 19, CoFC vs. Coastal Carolina, 4-10-13  
 19, Davidson vs. Wofford, 5-23-14

### Sacrifice Hits

6, CoFC vs. GSU, 5-9-04  
 6, UNCG vs. Penn State, 2-26-12  
 5, CIT vs. VMI, 4-28-84  
 5, ETSU vs. APP, 4-22-00  
 5, UNCG vs. DAV, 5-24-02  
 5, CoFC vs. ETSU, 4-13-03  
 5, GSU vs. CIT, 5-5-03  
 5, CoFC vs. Virginia, 2-6-06  
 5, Elon vs. WOF, 5-3-09  
 5, GSU vs. Charleston Southern, 5-4-11  
 5, Wofford vs. Marshall, 3-2-13  
 5, Wofford vs. Furman, 4-14-13

### Sacrifice Flies

8, CIT vs. Coppin State, 2-19-05  
 6, CoFC vs. Quinnipiac, 3-10-09  
 5, ETSU vs. VMI, 5-5-01  
 5, CIT vs. VMI, 4-28-94  
 4, GSU vs. WOF, 5-19-06  
 4, GSU vs. WOF, 5-20-06  
 4, VMI vs. CIT, 4-28-94  
 4, CIT vs. DAV, 4-21-07  
 4, FUR vs. UNCG, 3-21-14  
 4, WCU vs. Elon, 3-23-14



## TEAM GAME BATTING (CONT.)

### Stolen Bases

13, UNCG vs. N.C. A&T, 3-31-99  
12, Wofford vs. Alcorn State, 3-15-14  
11, CIT vs. Western Michigan, 2-26-00  
11, UNCG vs. North Carolina A&T, 4-12-00  
11, FUR vs. Gardner-Webb, 5-2-12  
10, CoFC vs. UNC Asheville, 2-19-00  
10, CoFC vs. Detroit, 3-6-01  
10, GSU vs. Buffalo, 3-6-05

### Hit by Pitch

10, WOF vs. Iona, 2-19-11  
9, WCU vs. Hartford, 3-16-08  
8, VMI vs. WOF, 4-4-99  
8, DAV vs. Albany, 3-8-00  
8, CoFC vs. Howard, 2-9-02  
8, CoFC vs. Hofstra, 2-16-04  
8, GSU vs. APP, 5-7-05  
8, DAV vs. Mount St. Mary's, 2-28-10  
8, WOF vs. Davidson, 3-22-14  
7, Eight times; last: WCU vs. Rider, 3-15-14

### Hit by Pitch, Inning

6, WCU vs. Rider (G1), 3-15-14  
5, DAV vs. Mount St. Mary's, 2-28-10  
4, VMI vs. WOF, 4-4-99  
4, GSU vs. APP, 5-7-05  
4, WOF vs. DAV, 3-22-14

### Hit by Pitch, both teams

11, WOF (10) vs. Iona (10), 2-19-11  
10, CoFC (3) at FUR (7), 4-11-10  
10, WOF (8) vs. DAV (2), 3-22-14  
9, VMI (8) vs. WOF (1), 4-4-99  
9, WCU vs. DAV, 4-30-00  
9, Elon (2) vs. UNC Wilmington (7), 4-19-05  
9, WCU (9) vs. Hartford (0), 3-16-08  
9, WCU (7) vs. Rider (2), 3-15-14  
8, DAV (8) vs. Albany (0), 3-8-00  
8, GSU (8) vs. APP (0), 5-7-05  
8, CoFC (7) vs. SAM (1), 3-12-10  
8, WCU (7) vs. CoFC (1), 3-26-10

### Left on Base

23, Elon vs. WOF, 5-1-09  
21, CIT vs. Butler, 3-11-06  
21, CIT vs. ETSU, 2-10-07  
21, CIT vs. Virginia Tech, 2-23-07  
21, SAM vs. Elon, 3-31-12  
20, CIT vs. UNCG, 5-4-01  
20, CoFC vs. UNCW, 2-22-11  
20, WCU vs. Elon, 5-25-11  
18, WCU vs. CIT, 4-5-02  
18, Elon vs. APP, 2-28-04  
18, APP vs. Elon, 5-1-08  
18, GSU vs. CoFC, 4-3-09  
18, GSU vs. DAV, 5-20-09  
18, WCU vs. Eastern Kentucky, 4-8-09  
18, WOF vs. North Carolina A&T, 3-18-09  
18, GSU vs. Charleston Southern, 4-9-13

### Plate Appearances

90, WCU vs. Elon, 5-25-11 (20 inn.)  
88, Elon vs. WOF, 5-1-09 (18 inn.)  
82, WOF vs. Elon, 5-1-09 (18 inn.)  
80, Elon vs. WCU, 5-25-11 (20 inn.)  
78, GSU vs. Clemson, 4-21-96 (18 inn.)  
78, FUR vs. WCU, 5-13-11 (16 inn.)  
78, Elon vs. SAM, 3-31-12 (18 inn.)  
76, WCU vs. FUR, 5-13-11 (16 inn.)  
75, Elon vs. SAM, 3-31-12 (18 inn.)  
73, GSU vs. CoFC, 4-3-09 (14 inn.)

## TEAM GAME PITCHING

### Innings Pitched

20.0, Elon vs. WCU, 5-25-11  
20.0, WCU vs. Elon, 5-25-11  
18.0, GSU vs. Clemson, 4-21-96  
18.0, Elon vs. WOF, 5-1-09  
18.0, Elon vs. SAM, 3-31-12  
18.0, SAM vs. Elon, 3-31-12  
17.2, WOF vs. Elon, 5-1-09  
17.0, CoFC vs. Virginia, 2-26-06  
16.0, Elon vs. South Florida, 2-27-11  
16.0, FUR vs. WCU, 5-13-11  
16.0, WCU vs. FUR, 5-13-11

### Hits Allowed

33, CIT vs. South Carolina, 4-17-86  
30, FUR vs. CoFC, 3-29-09  
29, Elon vs. APP, 5-1-08  
29, DAV vs. Wake Forest, 2-24-00

### Strikeouts

25, Elon vs. WOF, 5-1-09  
22, WVU vs. Waynesburg, 4-16-64  
21, CIT vs. APP, 4-12-97  
21, GSU vs. DAV, 3-2-03  
20, ECU vs. George Washington, 1970  
20, GSU vs. Georgia State, 4-30-96  
20, CIT vs. FUR, 5-19-99  
20, WCU vs. Elon, 5-25-11  
19, DAV vs. WCU, 5-14-09  
19, GSU vs. CoFC, 3-30-12  
19, WOF vs. DAV, 5-23-14

### Walks

24, ETSU vs. Tennessee, 2-24-88  
18, GSU vs. Clemson, 4-21-96 (18 inn.)  
17, WOF at Elon, 5-1-09 (18 inn.)  
15, APP at FUR, 3-22-75  
15, APP at Georgia Tech, 3-24-78  
15, APP at Oklahoma State, 5-23-86  
15, APP at Georgia Tech, 3-8-89  
14, CIT vs. DAV, 3-17-85  
14, UNCG vs. UNC Asheville, 2-19-14

### Runs Allowed

32, CIT vs. South Carolina, 4-2-92  
31, DAV vs. CoFC, 3-21-08  
30, FUR vs. Ohio, 3-17-79  
30, DAV vs. Wake Forest, 2-24-00

### Earned Runs Allowed

30, DAV vs. CoFC, 3-21-08  
29, DAV vs. Wake Forest, 2-24-00  
27, WCU vs. Elon, 5-9-09  
26, WOF vs. WCU, 5-11-07  
25, CIT vs. South Carolina, 4-2-92  
25, DAV at CoFC, 5-3-09

### Wild Pitches

9, APP vs. Elon, 3-16-07  
8, VMI vs. GSU, 4-10-99  
8, CoFC at WCU, 3-27-10  
8, FUR vs. Gardner-Webb, 2-20-13  
7, WOF vs. UNCG, 4-11-99  
7, WOF vs. Winthrop, 2-16-00  
7, WCU vs. Tennessee Tech, 5-3-13  
7, FUR at UNCG, 3-22-14

### Hit Batters

8, WOF vs. VMI, 4-4-99  
8, CoFC vs. Howard, 2-10-02  
8, APP vs. GSU, 5-7-05  
8, DAV vs. WOF, 3-22-14  
7, DAV vs. GSU, 3-1-03  
7, CoFC vs. CIT, 3-29-03  
7, DAV vs. WCU, 3-27-04  
7, CoFC vs. Indiana State, 3-15-08  
7, Elon vs. GSU, 5-24-09  
7, CoFC vs. SAM, 3-12-10  
7, WCU vs. CoFC, 3-26-10  
7, FUR vs. CoFC, 4-11-10  
7, WOF vs. Marist, 3-9-14

### Hit Batters, Inning

4, DAV vs. CoFC, 4-18-04  
4, APP vs. GSU, 5-7-05  
4, DAV vs. WOF, 3-22-14

## TEAM GAME FIELDING

### Putouts

60, Elon vs. WCU, 5-25-11 (20 inn.)  
60, WCU vs. Elon, 5-25-11 (20 inn.)  
54, GSU vs. Clemson, 4-21-96 (18 inn.)  
54, Elon vs. WOF, 5-1-09 (18 inn.)  
54, Elon vs. SAM, 3-31-12 (18 inn.)  
54, SAM vs. Elon, 3-31-12 (18 inn.)  
53, WOF vs. Elon, 5-1-09 (18 inn.)  
51, CoFC vs. Virginia, 2-26-06 (17 inn.)  
48, Elon vs. South Florida, 2-27-11 (16 inn.)  
48, FUR vs. WCU, 5-13-11 (16 inn.)  
48, WCU vs. FUR, 5-13-11 (16 inn.)

### Assists

29, ETSU vs. APP, 5-18-00  
29, WCU vs. Elon, 5-25-11  
28, CIT vs. Old Dominion, 2-22-04  
26, DAV vs. Morehead State, 3-21-94  
26, CoFC vs. Notre Dame, 6-2-06  
25, Elon vs. WCU, 5-25-11  
24, WOF vs. GSU, 4-17-99  
23, DAV vs. Coker, 2-13-93  
23, CIT vs. Tennessee Tech, 2-28-09  
23, FUR vs. CIT, 5-13-12  
23, SAM vs. Elon, 3-31-12

### Errors

11, CIT vs. East Carolina, 4-21-73  
9, VMI vs. APP, 3-27-99  
9, WOF vs. GSU, 4-18-99  
9, VMI vs. ETSU, 5-5-01  
8, WOF vs. South Carolina, 3-22-00  
8, Elon vs. Coastal Carolina, 5-7-09  
8, SAM vs. APP, 4-25-10  
8, DAV vs. NC State, 3-7-12  
7, DAV vs. WOF, 3-10-06  
7, CoFC vs. Towson, 2-18-07  
7, Elon vs. CoFC, 5-6-07  
7, DAV vs. WOF, 3-28-08  
7, WCU vs. ETSU, 3-25-08  
7, WCU vs. Eastern Kentucky, 4-8-09  
7, CIT vs. FUR, 4-15-11  
7, DAV vs. Lehigh, 2-26-11  
7, WCU vs. Michigan State, 2-22-13  
7, CIT vs. VCU, 3-2-13  
7, WOF vs. USC Upstate, 4-17-13  
7, Elon vs. Western Carolina, 3-23-14

### Double Plays

5, 13 times, most recent: APP vs. Duke, 3-7-12

## TEAM SEASON BATTING

### Batting Average

.355, College of Charleston, 2005  
 .353, Appalachian State, 1978  
 .351, Western Carolina, 1997  
 .350, College of Charleston, 2007  
 .346, Appalachian State, 1981  
 .346, The Citadel, 1982  
 .346, Georgia Southern, 2008  
 .345, College of Charleston, 2009  
 .342, ETSU, 1997  
 .341, Western Carolina, 1986  
 .341, College of Charleston, 2004

### At Bats

2,360, Western Carolina, 1985  
 2,343, The Citadel, 2004  
 2,293, College of Charleston, 2010  
 2,292, College of Charleston, 2005  
 2,285, Georgia Southern, 2002  
 2,265, Western Carolina, 2003  
 2,262, Elon, 2013  
 2,256, Western Carolina, 1997  
 2,253, The Citadel, 2010  
 2,246, Western Carolina, 1992

### Runs

627, College of Charleston, 2008  
 604, Elon, 2009  
 595, Georgia Southern, 2008  
 576, College of Charleston, 2010  
 565, Georgia Southern, 2009  
 560, Western Carolina, 1997  
 554, College of Charleston, 2009  
 553, College of Charleston, 2005  
 552, College of Charleston, 2007  
 545, Elon, 2008

### Hits

814, College of Charleston, 2005  
 792, Western Carolina, 1997  
 760, College of Charleston, 2004  
 760, College of Charleston, 2007  
 751, Georgia Southern, 2008  
 733, Georgia Southern, 2002  
 732, College of Charleston, 2010  
 728, Western Carolina, 1985  
 728, The Citadel, 2009  
 725, College of Charleston, 2006  
 725, Western Carolina, 2007

### Doubles

174, College of Charleston, 2005  
 168, Appalachian State, 2007  
 161, College of Charleston, 2008  
 160, College of Charleston, 2010  
 156, College of Charleston, 2009  
 155, Georgia Southern, 2000  
 154, Georgia Southern, 2008  
 151, College of Charleston, 2002  
 149, College of Charleston, 2007  
 148, Western Carolina, 2003  
 148, Western Carolina, 2007

### Triples

42, College of Charleston, 2002  
 36, ETSU, 1981  
 35, ETSU, 1979  
 33, ETSU, 1982  
 31, The Citadel, 1996  
 29, The Citadel, 1981  
 29, Appalachian State, 1981  
 27, The Citadel, 1982  
 27, UNCG, 1999  
 27, College of Charleston, 2003

### Home Runs

138, Elon, 2009  
 130, College of Charleston, 2008  
 116, Western Carolina, 1988  
 114, Georgia Southern, 2008  
 110, College of Charleston, 2009  
 108, Wofford, 2007  
 105, College of Charleston, 2010  
 100, Western Carolina, 1997  
 92, College of Charleston, 2007  
 90, Appalachian State, 1986

### Grand Slams

7, Elon, 2009  
 6, Georgia Southern, 2008  
 6, Appalachian State, 2009  
 5, College of Charleston, 2009  
 5, College of Charleston, 2010  
 4, Davidson 1997  
 4, Davidson 1988  
 4, Elon, 2006  
 4, Georgia Southern, 2009  
 4, Western Carolina, 2009  
 4, Wofford, 2009  
 4, UNCG, 2010  
 4, Western Carolina, 2013

### Runs Batted In

589, College of Charleston, 2008  
 558, Elon, 2009  
 543, Georgia Southern 2008  
 532, College of Charleston, 2010  
 517, College of Charleston, 2009  
 513, College of Charleston, 2007  
 505, Georgia Southern, 2009  
 495, College of Charleston, 2005  
 495, Elon, 2008  
 491, Western Carolina, 1997

### Total Bases

1,310, Elon, 2009  
 1,304, College of Charleston, 2008  
 1,269, Georgia Southern, 2008  
 1,237, College of Charleston, 2007  
 1,237, College of Charleston, 2010  
 1,224, College of Charleston, 2009  
 1,196, College of Charleston, 2005  
 1,171, Western Carolina, 1988  
 1,158, Western Carolina, 2007  
 1,131, Wofford, 2007

### Slugging Percentage

.607, College of Charleston, 2008  
 .596, Elon, 2009  
 .590, College of Charleston, 2009  
 .584, Georgia Southern, 2008  
 .570, College of Charleston, 2007  
 .559, Davidson, 1987  
 .539, College of Charleston, 2010  
 .523, Western Carolina, 1999  
 .523, ETSU, 2005  
 .522, College of Charleston, 2005

### Walks

330, Elon, 2008  
 328, College of Charleston, 2008  
 326, Georgia Southern, 1997  
 326, Elon, 2009  
 325, Western Carolina, 1985  
 314, Col of Charleston, 2000  
 308, Georgia Southern, 1995  
 308, Elon, 2006  
 302, Georgia Southern, 2008  
 302, Elon, 2010

### Strikeouts

514, Georgia Southern, 2013  
 488, College of Charleston, 2012  
 479, College of Charleston, 2010  
 476, Davidson, 2011  
 469, Elon, 2009  
 467, Elon, 2013  
 466, The Citadel, 2004  
 464, College of Charleston, 2013  
 460, Elon, 2012  
 453, Elon, 2010

### Stolen Bases

198, The Citadel, 2000  
 163, Wofford, 2013  
 155, Elon, 2008  
 153, Western Carolina, 1998  
 152, UNCG, 1999  
 152, Wofford, 2014  
 151, Georgia Southern, 2002  
 148, The Citadel, 1999  
 146, The Citadel, 1982  
 146, UNCG, 1998

### Hit by Pitch

122, College of Charleston, 2004  
 108, Elon, 2005  
 107, Georgia Southern, 2009  
 105, Elon, 2008  
 99, College of Charleston, 2005  
 98, College of Charleston, 2000  
 96, College of Charleston, 2007  
 94, Georgia Southern, 2003  
 93, Elon, 2010  
 93, Western Carolina, 2010

### Sacrifice Bunts

95, College of Charleston, 2006  
 94, College of Charleston, 2004  
 89, College of Charleston, 2005  
 89, UNCG, 2011  
 81, UNCG, 2012  
 77, The Citadel, 2004  
 72, College of Charleston, 2007  
 70, The Citadel, 2006  
 67, Furman, 2002  
 67, Wofford, 2013

### Sacrifice Flies

43, College of Charleston, 2009  
 40, Elon, 2006  
 40, College of Charleston, 2011  
 38, UNCG, 2008  
 37, Georgia Southern, 2002  
 37, Georgia Southern, 2008  
 37, Furman, 2014  
 36, Elon, 2005  
 36, College of Charleston, 2007  
 36, College of Charleston, 2010

## TEAM SEASON PITCHING

### Earned Run Average

1.46, West Virginia, 1964  
1.46, VMI, 1970  
1.57, East Carolina, 1970  
1.66, The Citadel, 1970  
1.74, The Citadel, 1972  
1.84, West Virginia, 1966  
1.86, East Carolina, 1974  
1.91, The Citadel, 1969  
1.93, East Carolina, 1967  
1.94, William & Mary, 1970

### Opponents Batting Average

.238, College of Charleston, 2006  
.241, College of Charleston, 2012  
.242, Samford, 2011  
.247, VMI, 1995  
.249, Samford, 2012  
.252, The Citadel, 1998  
.252, Georgia Southern, 2014  
.255, Elon, 2011  
.256, UNCG, 2003  
.257, The Citadel, 2002

### Wins

48, College of Charleston, 2005  
47, College of Charleston, 2004  
46, The Citadel, 1990  
46, Georgia Southern, 1996  
46, College of Charleston, 2006  
45, Western Carolina, 1994  
45, Western Carolina, 1998  
45, Elon, 2006  
44, ETSU, 1981  
44, Western Carolina, 1992  
44, Elon, 2008  
44, College of Charleston, 2010

### Losses

43, Appalachian State, 2004  
42, Appalachian State, 2005  
39, Marshall, 1997  
38, Davidson 1998  
38, Appalachian State, 1999  
38, Wofford, 2000  
38, Western Carolina, 2000  
38, Appalachian State, 2000  
38, Davidson, 2008  
38, Wofford, 2010

### Complete Games

29, ETSU, 1980  
28, Davidson, 1975  
28, Appalachian State, 1982  
27, ETSU, 1979  
27, Marshall, 1981  
27, Furman, 1992  
26, Western Carolina, 1984  
25, Chattanooga, 1981  
25, Furman, 1991  
23, William & Mary, 1976  
23, The Citadel, 1983

### Shutouts

11, The Citadel, 1978  
9, Richmond, 1972  
9, ETSU, 1980  
9, Appalachian State, 1983  
9, The Citadel, 1992  
9, Georgia Southern, 1994  
8, The Citadel, 1979  
8, The Citadel, 1982  
7, The Citadel, 1971  
7, East Carolina, 1977  
7, Marshall, 1981  
7, Appalachian State, 1983  
7, The Citadel, 1991  
7, Elon, 2011

### Innings Pitched

600.2, The Citadel, 2004  
580.2, The Citadel, 2010  
575.1, College of Charleston, 2006  
573.1, Elon, 2013  
570.1, Samford, 2012  
568.0, College of Charleston, 2005  
567.2, College of Charleston, 2010  
566.2, College of Charleston, 2004  
566.1, Western Carolina, 2003  
565.0, Western Carolina, 1985  
565.0, Georgia Southern, 2014

### Walks

365, Western Carolina, 1985  
313, Wofford, 2000  
312, Wofford, 2009  
305, Appalachian State, 2004  
296, Wofford, 2007  
295, The Citadel, 1996  
295, Western Carolina, 2011  
294, Wofford, 2010  
293, Georgia Southern, 2001  
290, Elon, 2008

### Strikeouts

598, The Citadel, 1998  
591, Georgia Southern, 2003  
552, Georgia Southern, 2002  
543, Georgia Southern, 2001  
534, The Citadel, 1999  
531, College of Charleston, 2010  
522, College of Charleston, 2006  
509, College of Charleston, 2005  
506, Georgia Southern, 1995  
506, The Citadel, 2010

### Saves

24, Elon, 2009  
20, College of Charleston, 2007  
20, College of Charleston, 2011  
19, Appalachian State, 1981  
19, Georgia Southern, 1993  
19, College of Charleston, 2004  
19, College of Charleston, 2005  
19, The Citadel, 2006  
19, Elon, 2012  
18, College of Charleston, 2008  
18, Appalachian State, 2012  
18, Samford, 2014

### Runs Allowed

527, Appalachian State, 2005  
524, Appalachian State, 1999  
522, VMI, 1981  
521, Wofford, 2007  
514, Wofford, 2010  
511, VMI, 1997  
509, Davidson, 2007  
506, Marshall, 1997  
486, Davidson 1997  
484, Davidson, 2008

### Highest Earned Run Average

12.02, VMI, 1981  
10.97, Marshall, 1997  
9.58, Marshall, 1996  
9.54, ETSU, 1988  
9.36, Appalachian State, 1999  
9.11, VMI, 1997  
8.90, VMI, 1980  
8.85, Wofford, 2003  
8.79, Appalachian State, 1998

### Hit Batters

92, Western Carolina, 2009  
85, Davidson, 2007  
82, Davidson, 2008  
82, Western Carolina, 2008  
82, College of Charleston, 2011  
81, Elon, 2014  
80, Wofford, 2007  
80, Georgia Southern, 2008  
80, Furman 2010  
77, Elon, 2009  
77, College of Charleston, 2010  
77, College of Charleston, 2012  
77, Samford, 2014

## TEAM SEASON FIELDING

### Double Plays

68, Georgia Southern, 1992  
68, Furman, 2005  
66, Elon, 2010  
64, Wofford, 2000  
64, Wofford, 2007  
63, Georgia Southern, 1996  
61, College of Charleston, 1999  
61, Elon, 2009  
60, The Citadel, 1987  
60, The Citadel, 2004  
60, Georgia Southern, 2009

### Errors

138, Appalachian State, 2005  
135, Chattanooga, 1981  
130, Western Carolina, 1992  
127, The Citadel, 1994  
127, Georgia Southern, 1997  
125, VMI, 1981  
123, Georgia Southern, 1998  
122, VMI, 2000  
121, Davidson, 1982  
121, Western Carolina, 1995



## INDIVIDUAL GAME BATTING

**Most At-Bats:** 10, Aaron Attaway (WCU) vs. Elon, 2011; Ross Heffley (WCU) vs. Elon, 2011

**Most Hits:** 6, Tyler White (WCU) vs. Elon, 2011

**Most Runs:** 5, Nathan Dunn (ETSU) vs. VMI, 1992; David Groseclose (VMI) vs. Davidson, 1993; Ronny Marmol (COFC) vs. VMI, 1999; Brandon Waring (WOF) vs. College of Charleston, 2007; Jeremiah Parker (GSU) vs. UNCG, 2008; Shawn Payne (GSU) vs. Western Carolina, 2011; Quinn Bower (Elon) vs. College of Charleston, 2013

**Most Doubles:** 3, Dave Piela (WCU) vs. The Citadel, 1988; Scott McDaniel (APP) vs. Western Carolina, 1995; Phillip Coker (COFC) vs. UNCG, 2004; Brent Stephens (GSU) vs. ETSU, 2005; Chase Austin (Elon) vs. Georgia Southern, 2007

**Most Triples:** 2, Matt Raleigh (WCU) vs. VMI, 1991; Jim Morrill (FUR) vs. The Citadel, 1996

**Most Home Runs:** 2, on 35 occasions: most recently, Jacob Hoyle (WCU) vs. College of Charleston, 2013

**Most Total Bases:** 11, Jim Eldridge (WCU) vs. Appalachian State, 1986; Brandon Hollier (FUR) vs. Appalachian State, 1997; Brandon Waring (WOF) vs. College of Charleston, 2007; Jeremiah Parker (GSU) vs. UNCG, 2008; Chase Austin (Elon) vs. Western Carolina, 2009; Kyle Blackburn (GSU) vs. Appalachian State, 2009; Carl Wise (CofC) vs. Elon, 2013

**Most Runs Batted In:** 6, John Parrott (VMI) vs. Davidson, 1987; Skip Nelloms (WCU) vs. Appalachian State, 1988; Johnny McCraw (APP) vs. Marshall, 1989; Brandon Waring (WOF) vs. College of Charleston, 2007; Greg Feltes (UNCG) vs. Georgia Southern, 2008; Chase Austin (Elon) vs. Western Carolina, 2009

**Most Stolen Bases:** 4, Josh Edgeworth (COFC) vs. Appalachian State, 2000

**Highest Batting Average:** 1.000 (5-for-5), John Connolly (WCU) vs. Davidson, 1994; Cory Harrilchak (Elon) vs. College of Charleston, 2008; Alec Paradowski (WOF) vs. Davidson, 2014

**Most Walks:** 4, Anthony Jenkins (CIT) vs. Marshall, 1990; Rodney Hancock (CIT) vs. Georgia Southern, 1997; Alex Tolbert (WCU) vs. Furman, 1997; Griffin Benedict (GSU) vs. UNCG, 2007; Clay McCord (CofC) vs. Elon, 2008; Greg Blake (COFC) vs. Western Carolina, 2010; Blaine Bower (Elon) vs. College of Charleston, 2012

## INDIVIDUAL GAME PITCHING

**Most Innings Pitched:** 11.0, Rodney Lemonds (APP) vs. Georgia Southern, 2000

**Fewest Hits (min. 9 inn.):** 2, Billy Baker (CIT) vs. Marshall, 1990; Derek Cockrell (WCU) vs. VMI, 1993

**Most Strikeouts:** 20, Rodney Hancock (CIT) vs. Furman, 1999

**Fewest Walks (min. 9 inn.):** 0, Ken Britt (CIT) vs. Appalachian State, 1991; Phillip Grundy (WCU) vs. The Citadel, 1992; Julio Ayala (GSU) vs. Davidson, 1996; Mark DiFelice (WCU) vs. Furman, 1997; Brett Lewis (GSU) vs. College of Charleston, 2001; Matt Nunley (ETSU) vs. Furman, 2001; Ken Eggleton (CIT) vs. Davidson, 2004; David Whitehead (Elon) vs. The Citadel, 2012; C.K. Irby (SAM) vs. Appalachian State, 2013

**Most Consecutive Scoreless Innings:** 9, on 11 occasions, most recently, Justin Hess (GSU) vs. College of Charleston, 2013

## INDIVIDUAL TOURNAMENT BATTING

**Most At-Bats:** 29, Chris Petersen (GSU), 1992

**Most Hits:** 14, Brandon Waring (WOF), 2007

**Most Runs:** 13, David Beckley (CIT), 1996; Cory Harrilchak (Elon), 2008

**Most Doubles:** 5, Joey Cox (WCU), 1991; Phillip Coker (COFC), 2004

**Most Triples:** 2, Matt Raleigh (WCU), 1991; Matt Wilson (GSU), 1993; Mike Tidick (WCU), 1994; Mark Hamlin (GSU), 1995; Franco Martin (VMI), 1995; Jim Reynolds (MAR), 1995; Mark Hamlin (GSU), 1996; Brian Joyce (DAV), 1997; Josh Edgeworth (COFC), 2000; Chris Behne (APP), 2000; Chad Hall (GSU), 2002; Drew Davis (Elon), 2004; Michael Kohn (COFC), 2007; Zeth Stone (SAM), 2012; Ryan Kinsella (Elon), 2013

**Most Home Runs:** 5, Brandon Waring (WOF), 2007

**Most Total Bases:** 31, Brandon Waring (WOF), 2007

**Most Runs Batted In:** 16, Brandon Waring (WOF), 2007

**Highest Batting Average (min. 10 AB):** .769 (10-for-13), Joe Jackson (CIT), 2013; .714 (10-for-14), A.J. Zickgraf (GSU), 2003; .688 (11-for-16), Craig Caudill (FUR), 2002

**Most Stolen Bases:** 6, Josh Edgeworth (COFC), 2000; Chris Morris (CIT), 2000

**Most Walks:** 8, Dan McDonnell (CIT), 1990; Antoine Moran (GSU), 1997; Greg Blake (CofC), 2010

## INDIVIDUAL TOURNAMENT PITCHING

**Most Appearances:** 6, Jason Richman (GSU), 2014

**Most Wins:** 3, Jason Beverlin (WCU), 1993

**Most Innings Pitched:** 18.2, Jim Carragher (GSU), 1992

**Lowest Earned Run Average (min. 9 inn.):** 0.00, Brian Rogers (CIT), 1998 (13.0 IP); Rodney Lemonds (APP), 2000 (11.0 IP); Justin Hess (GSU), 2013 (11.0 IP); Ryan Basner (WCU), 2003 (10 IP); Andy Rickman (WCU), 1985 (9.1 IP); Jay Reames (CIT), 1996 (9.0 IP); Scooter Michael (UNCG), 2002 (9.0 IP); Ryan Johnson (COFC), 2002 (9.0 IP); Jeff Stovall (FUR), 2002 (9.0 IP); Tom Mastny (FUR), 2003 (9.0 IP); Chris Mason (UNCG), 2003 (9.0 IP); Jimmy Reyes (Elon), 2010 (9.0 IP); Seth Grant (APP), 2011 (9.0 IP); C.K. Irby (SAM), 2013 (9.0 IP)

**Fewest Hits (min. 9 inn.):** 3, Dallas Rhinehart (ETSU), 1992 (9.0 IP); Brian Rogers (CIT), 1998 (13.0 IP); Robbie Huffstetler (APP), 2001 (9.0 IP)

**Most Strikeouts:** 22, Chris Beck (GSU), 2011

**Fewest Walks (min. 9 inn.):** 0, Brad Josey (WCU), 2004 (10.2 IP); Ken Eggleton (CIT), 2004 (9.0 IP); Jeff Stovall (FUR), 2002 (9.0 IP); Ben Hagar (APP), 2001 (9.0 IP); Mark DiFelice (WCU), 1997 (9.0 IP); C.K. Irby (SAM), 2013; Julio Ayala (GSU), 1996; Phillip Grundy (WCU), 1992; Ken Britt (CIT), 1991

**Most Consecutive Scoreless Innings:** 13.0, Brian Rogers (CIT), 1998; Wes Wrenn (CIT), 2007

**Most Saves:** 4, Nick Hollstegge (FUR), 2005



# SOCON CHAMPIONSHIP RECORDS

## TEAM GAME BATTING

**Most At-Bats:** 78, Western Carolina vs. Elon, 2011 (20 inn.)

**Most Hits:** 24, Western Carolina vs. The Citadel, 1988

**Most Hits by a Losing Team:** 18, VMI vs. The Citadel, 1989

**Most Runs:** 22, Western Carolina vs. The Citadel, 1988

**Most Runs by a Losing Team:** 17, Appalachian State vs. Western Carolina, 1986

**Most Doubles:** 8, Georgia Southern vs. Western Carolina, 2003

**Most Triples:** 3, Western Carolina vs. VMI, 1991; Georgia Southern vs. Davidson, 1993; Davidson vs. The Citadel, 1997

**Most Home Runs:** 7, Western Carolina vs. The Citadel, 1988

**Most Total Bases:** 54, Western Carolina vs. The Citadel, 1988

**Most RBIs:** 21, Western Carolina vs. The Citadel, 1988; Georgia Southern vs. UNCG, 2008; Elon vs. Wofford, 2008

**Highest Batting Average:** .500 (21-42), Georgia Southern vs. UNCG, 2008

**Most Stolen Bases:** 7, UNCG vs. Furman, 2002; The Citadel vs. Furman, 2010

**Most Walks:** 13, ETSU vs. Appalachian State, 1986

**Most Left on Base:** 20, Western Carolina vs. Elon, 2011 (20 inn.)

## TEAM GAME PITCHING

**Most Innings Pitched:** 20, Elon vs. Western Carolina, 2011; Western Carolina vs. Elon, 2011

**Most Strikeouts:** 20, The Citadel vs. Furman, 1999; Western Carolina vs. Elon, 2011

**Most Consecutive Scoreless Innings:** 9, on 12 occasions. Most recently by Georgia Southern vs. College of Charleston, 2013

**Fewest Hits:** 1, The Citadel vs. VMI, 1994; Georgia Southern vs. Furman, 2000

## TEAM TOURNAMENT BATTING

**Most At-Bats:** 228, Georgia Southern, 1992

**Most Hits:** 75, Elon, 2013

**Most Runs:** 66, Elon, 2008

**Most Doubles:** 17, Western Carolina, 1991

**Most Triples:** 5, Georgia Southern, 1993; Georgia Southern, 1995

**Most Home Runs:** 14, Western Carolina, 1988

**Most Total Bases:** 114, Georgia Southern, 1992; Elon, 2008

**Most RBIs:** 64, Elon, 2008

**Highest Batting Average:** .423 (71-168), Elon, 2008

**Most Stolen Bases:** 18, The Citadel, 1996

**Most Walks:** 29, UNCG, 2002

## TEAM TOURNAMENT PITCHING

**Best Earned Run Average:** 0.75, The Citadel, 1998 (3 ER/36.0 inn.)

**Fewest Runs Allowed:** 3, The Citadel, 1998

**Most Complete Games:** 5, The Citadel, 2004

**Most Strikeouts:** 58, The Citadel, 1999

**Most Consecutive Scoreless Innings:** 29.2, Western Carolina, 2003

**Most Saves:** 4, Furman, 2005

**Most Shutouts Pitched:** 3, Western Carolina, 2003

## TOURNAMENT GAME – TWO TEAMS

**Most Runs:** 35, Western Carolina vs. Appalachian State, 1986

**Most Hits:** 39, College of Charleston vs. Elon, 2012

**Fewest Runs:** 1, ETSU vs. Appalachian State, 1992; Western Carolina vs. Georgia Southern, 2003; Elon vs. Samford, 2010; Georgia Southern vs. Samford, 2011

**Fewest Hits:** 7, Georgia Southern vs. Western Carolina, 2003; Georgia Southern vs. Samford, 2011

**Most Doubles:** 10, Davidson vs. VMI, 1987; Western Carolina vs. The Citadel, 1988; Appalachian State vs. Western Carolina, 1995; Georgia Southern vs. Western Carolina, 2003

**Most Triples:** 3, Western Carolina vs. VMI, 1991; Georgia Southern vs. Davidson, 1993; The Citadel vs. Furman, 1996; Davidson vs. The Citadel, 1997; College of Charleston vs. UNCG, 2000

**Most Home Runs:** 9, Appalachian State vs. Davidson, 1987

## MISCELLANEOUS GAME

**Longest Game:** 20 innings, Western Carolina vs. Elon, 2011

**Most Runs Scored-One Inning:** 15, Elon vs. Wofford, 2008

**Largest Margin of Victory:** 17, ETSU (20) vs. VMI (3), 1992; Georgia Southern (19) vs. Elon (2), 2012

**Largest Deficit Overcome for Victory:** 9 runs, Western Carolina vs. Appalachian State, 1993

**Largest Deficit Overcome in 9th Inning for Victory:** 3 runs, Furman vs. Western Carolina, 1991; Furman vs. Georgia Southern, 1998; The Citadel vs. Elon, 2010

**Most Double Plays Turned:** 5, Appalachian State vs. Western Carolina, 1984; VMI vs. Georgia Southern, 1993; College of Charleston vs. Elon, 2011; UNCG vs. Furman, 2011

**Most Triple Plays:** 1, Marshall vs. Furman, 1990; UNCG vs. Appalachian State, 2007

## MISCELLANEOUS TOURNAMENT

**Most Double Plays:** 10, Appalachian St., 1984; Georgia Southern, 1992

**Most Triple Plays:** 1, Marshall, 1990; UNCG, 2007

**Most Extra Inning Games:** 4, 2010

## INDIVIDUAL BATTING

\*If year is not listed, no record exists.

### BATTING AVERAGE

1957	Jim West, DAV	.459
1958	Henzes, GWU (NCAA)	.417
1959	Marsh, CIT	.405
1960	Henry Mura, CIT	.478
1961	Buchanan, CIT (NCAA)	.429
1962	Mel Rideout, UR	.458
1963	Bobby Stewart, UR	.421
1964	Bill Marovic, WVU	.404
1965	Pete Britton, UR	.411
1966	Tim Hill, GWU	.470
1967	Richard Narron, ECU	.429
1968	Gordon Slade, DAV	.429
1969	B. Holland, CIT	.413
1970	Tom Bondurant, UR	.356
1971	N. Eichelberger, FUR	.389
1972	R. Dunnavant, UR; George Weicker, DAV	.337
1973	R. Brewer, VMI	.408
1974	Steve Becker, W&M	.421
1975	George Weicker, DAV (NCAA)	.448
1976	Richard Wieters, CIT	.417
1977	Keith Ebersole, WCU	.423
1978	Joey Moffitt, APP	.450
1979	Randy Ingle, APP	.477
1980	Greg Hill, MAR	.438
1981	Robbie Peele, APP	.423
1982	Bill White, CIT	.474
1983	Greg Hill, MAR	.436
1984	Tony Welborn, APP	.416
1985	Billy Masse, DAV	.430
1986	Greg Weddle, VMI	.446
1987	Clint Fairey, WCU	.405
1988	Darron Healey, APP	.462
1989	Jason Nixon, MAR	.427
1990	Grant Brittain, WCU	.444
1991	Kevin Bellomo, WCU	.435
1992	Willando Ficklin, GSU	.401
1993	Mike Hooks, ETSU	.398
1994	Matt Wilson, GSU	.376
1995	Jody Henson, WCU	.401
1996	Alex Tolbert, WCU	.424
1997	Jeremy Bruce, WCU	.401
1998	Mike Berrier, APP	.381
1999	Charles Thomas, WCU	.406
2000	Matt Easterday, GSU	.440
2001	Scott Henley, GSU	.398
2002	Brett Spivey, CofC	.423
2003	Ryan Gordon, UNCG	.416
2004	Caleb Moore, ETSU	.455
2005	Jay Heafner, DAV	.448
2006	Jermaine Mitchell, UNCG	.397
2007	Brandon Waring, WOF	.401
2008	Chris Shehan, GSU	.438
2009	Joey Bergman, CofC	.452
2010	Wes Hobson, APP	.404
2011	Ross Heffley, WCU	.419
2012	Eric Phillips, GSU	.391
2013	Christian Wolfe, UNCG	.421
2014	Casey Jones, Elon	.418

### HOME RUNS

1957	Junior Duff, W&M	6
1960	Dick Jones, CIT	7
1962	Brendle, CIT, Shaver, WVU	4
1963	Jim Procopio, WVU; Larry Lawson, VPI	5
1964	Dick Snyder, DAV	5
1965	Tom Porter, CIT; Phil King, FUR; Chuck Albertson, W&M	3
1966	Wayne Britton, ECU	4
1967	Andy Hancock, FUR	4
1968	John Medlin, W&M; Jimmy Snyder, ECU	8
1969	C. Anderson, ECU	4
1970	Jerry Martin, FUR	4
1971	Neil Eichelberger, FUR	8

1972	Don Leege, FUR; L. Keenan, UR	4
1973	S. Arrington, CIT	6
1974	Ron Staggs, ECU; S. Anspaugh, APP	7
1975	George Weicker, DAV	10
1976	Randy Howell, FUR	9 or 11
1977	Ronnie Brower, APP	12
1978	Ronnie Brower, APP	12
1979	John Baker, UTC	15
1980	Greg Robinette, ETSU	10
1981	Mike Nipper, ETSU	17
1982	Pete Camelo, APP	16
1983	Mike Nipper, ETSU	21
1984	Rock Hurst, FUR	13
1985	Greg Weddle, VMI	16
1986	Andre Crawford, APP	16
1987	Clint Fairey, WCU	19
1988	Clint Fairey, WCU	25
1989	Mark Poarch, WCU; Clint Fairey, WCU	14
1990	Grant Brittain, WCU	20
1991	Matt Raleigh, WCU	19
1992	Matt Raleigh, WCU	25
1993	Todd Greene, GSU	20
1994	Mike Tidick, WCU	15
1995	Alex Tolbert, WCU	20
1996	Tommy Peterman, GSU	26
1997	Alex Tolbert, WCU	19
1998	Philip Hartig, CIT	17
1999	Steve Harris, WCU	26
2000	Scott Henley, GSU	17
2001	Nathan Copeland, ETSU; Donovan Minero, WCU	17
2002	Lee Curtis, CofC; Donovan Minero, WCU	15
2003	Alan Beck, WCU	18
2004	Jared Greenwood, WCU	21
2005	Chris Campbell, CofC; Caleb Moore, ETSU	15
2006	Steven Strausbaugh, WCU	17
2007	Brandon Waring, WOF	27
2008	Michael Harrington, CofC	26
2009	Chase Austin, Elon	23
2010	Matt Leeds, CofC	21
2011	Victor Roache, GSU (NCAA)	30
2012	Brandon Miller, SAM (NCAA)	23
2013	Ryan Kinsella, Elon	21
2014	Jacob Hoyle, WCU; Adam Martin, WCU	14

### RUNS BATTED IN

1960	Phil Chewning, FUR	27
1962	Bill Whaley, CIT	27
1963	Jim Procopio, WVU	36
1964	Rick Smyre, DAV	26
1965	Tom Porter, CIT	20
1966	Hinnant, DAV	26
1967	Jim Snyder, EDU	25
1968	John Medlin, W&M	32
1969	E. Spink, GWU	24
1970	Jerry Martin, FUR	25
1971	N. Eichelberger, FUR; M. Aldridge, ECU	32
1972	J. Steckroth, W&M	24
1973	S. Arrington, CIT	28
1974	S. Anspaugh, APP	31
1975	George Weicker, DAV	44
1976	Randy Ingram, APP	37
1977	Keith Ebersole, WCU (NCAA)	48
1978	Ronnie Brower, APP	53
1979	John Baker, UTC	43
1980	Greg Robinette, ETSU	53
1981	Bryan Snyder, FUR	67
1982	Bill White, CIT	78
1983	Mike Nipper, ETSU	61
1984	Tony Welborn	52
1985	Alan Lewis, DAV	61
1986	Mike Carson, WCU	68 or 72
1987	Skip Nelloms, WCU	70
1988	Skip Nelloms, WCU	69
1989	Garrett Hinshaw, APP	53
1990	Anthony Jenkins, CIT	68
1991	Todd Raleigh, WCU	78
1992	Matt Raleigh, WCU	73
1993	Phillip Grundy, WCU; Chris Lemonis, CIT	66
1994	Mike Tidick, WCU	58
1995	Steve Wilson, GSU	61
1996	Tommy Peterman, GSU	82
1997	Steve Walson, GSU	77
1998	Chris Moore, CofC	66
1999	Chris Moore, WCU	84
2000	Philip Hartig, CIT	86
2001	Scott Henley, GSU	84
2002	Matt Herring, GSU	77
2003	Alan Beck, WCU	71
2004	Chip Cannon, CIT; Greg Dowling, GSU	66
2005	Chris Campbell, CofC	87
2006	Steven Stausbaugh, WCU	64



Georgia Southern's Victor Roache set a SoCon record with 30 home runs in 2011.



2007	Kenny Smith, WCU	84
2008	Jeremie Tice, CofC	83
2009	Chase Austin, Elon	81
2010	Matt Leeds, CofC	88
2011	Victor Roache, GSU	84
2012	Daniel Kassouf, APP	66
2013	Ryan Kinsella, Elon	78
2014	Adam Martin, WCU	65

## SLUGGING PERCENTAGE

1957	Hart, DAV	.578
1958	Kuhn, VT (NCAA)	.657
1959	Herman, GWU	.712
1960	Gatti, GWU	.736
1964	Hill, GWU	.725
1968	Jimmy Snyder, ECU	.685
1971	Neil Eichelberger, FUR	.713
1975	George Weicker, DAV (NCAA)	.810
1977	Keith Ebersole, WCU, 1977	.721
1981	Mel Kinsey, WCU	.867
1984	Rock Hurst, FUR	.727
1985	Billy Masse, DAV	.741
1987	Dave Turgeon, DAV	.786
1989	Jason Nixon, MAR	.827
1990	Grant Brittain, WCU	.861
1991	Matt Raleigh, WCU	.776
1992	Matt Raleigh, WCU	.773
1993	Tim Kerns, DAV	.763
1996	Tommy Peterman, GSU	.760
1998	Stephen Crater, APP	.737
1999	Chris Moore, WCU	.744
2000	Matt Easterday, GSU	.770
2001	Nathan Copeland, ETSU	.743
2002	Lee Curtis, CofC	.738
2003	Lee Curtis, CofC	.747
2004	Caleb Moore, ETSU	.752
2005	Caleb Moore, ETSU	.705
2006	Steven Stausbaugh, WCU	.675
2007	Brandon Waring, WOF	.851
2008	Jeremie Tice, CofC	.838
2009	Pat Irvine, Elon	.789
2010	Mac Doyle, WOF	.755
2011	Victor Roache, GSU	.778
2012	Brandon Miller, SAM	.650
2013	Julian Ridings, WCU	.663
2014	Casey Jones, Elon	.668

## ON-BASE PERCENTAGE

2002	Brett Spivey, CofC	.488
2003	Ryan Gordon, UNCG	.473
2004	Chip Cannon, CIT	.514
2005	Jay Heafner, DAV	.533
2006	Greg Dowling, GSU	.511
2007	Brandon Waring, WOF	.518
2008	Chris Shehan, GSU	.557
2009	Joey Bergman, CofC	.551
2010	Rob Kral, CofC	.482
2011	Ross Heffley, WCU	.483
2012	Marty Gantt, CofC	.483
2013	Joe Jackson, CIT	.495
2014	Casey Jones, Elon	.502

## DOUBLES

1960	Shelly Sutton, FUR	11
1962	Sam Pickens, FU; Joe Hatalla, WVU	8
1963	Steve Berzansky, WVU	11
1964	Bill Marovic, WCU	10
1965	Dick Snyder, DAV; Robin Porter, VMI	7
1966	Rodriguez, ECU	8
1967	Chuck Albertson, W&M; Jim Rama, W&M	7
1968	Gary Laney, FUR	9
1969	C. Anderson, ECU; E. Spink, GWU	8
1970	Neil Eichelberger, FUR	10
1971	M. Aldridge, ECU	10
1972	George Weicker, DAV	9
1973	M. Kaufman, FUR; Mark Bond, FUR	7
1974	S. Anspaugh, APP	9
1975	Paul Martin, CIT (NCAA)	13

1976	Ed Willingham, DAV	11
1977	Sonny Wooten, ECU	14
1978	Fred Brown, WCU	14
1979	Gary Robinette, ETSU	12
1980	Willie Carpenter, WCU	18
1981	Mark Velazquez, ETSU	16
1982	Todd Sager, MAR	16
1983	Ron Vincent, APP	16
1985	Mike Carson, WCU	20
1986	Alan Lewis, DAV	17
1987	Freddie Hailey, WCU	21
1988	Roy Vilardi, DAV	19
1989	Steve Hollins, APP	18
1990	Rodney Tesh, WCU	20
1991	Mark Page, ETSU; Joey Cox, WCU	18
1992	Joey Cox, WCU	21
1993	Chris Lemonis, CIT; Mike Tidick, WCU	19
1994	Brett Boretti, DAV; Roy Hurst, WCU	20
1995	Tyson Whitley, GSU	25
1996	Alex Tolbert, WCU	25
1997	Ryan Butler, CIT	22
1998	Aaron Haigler, CIT	25
1999	Jody Pollock, GSU; Dustin Langley, GSU; Philip Hartig, CIT; Stewart Sloan, DAV	20

2000	Dustin Langley, GSU	26
2001	Andy Baxter, ETSU	25
2002	Jason Sarvis, UNCG	24
2003	Rod Goldston, WCU; Lee Curtis, CofC	26
2004	Caleb Moore, ETSU	31
2005	D.J. Wabick, CofC	27
2006	Case Cassidy, FUR	23
2007	David Rubinstein, APP	30
2008	Brandon Sizemore, CofC	24
2009	Joey Bergman, CofC	25
2010	Cole Rakar, CofC	26
2011	Saxon Butler, SAM	26
2012	Eric Phillips, CofC	24
2013	Tyler White, WCU	27
2014	Heath Quinn, SAM; Bradley Strong, WCU; Casey Jones, Elon	20

## TRIPLES

1959	Don Herman, GWU	8
1960	Clary, CIT; Paul Popovich, WVU	4
1962	Jim Procopio, WVU; Bill Whaley, CIT (NCAA)	4
1963	Jim Procopio, WVU	6
1964	Tim Hill, GWU	6
1965	Dick Snyder, DAV	4
1966	Owen, DAV	5
1967	Randy Glesenkamp, W&M	5
1968	Driscoll, W&M	4
1969	N. Scherer, GWU	4
1970	Hooker, W&M; Hank Bunnell, GWU	5
1971	B. Barnhill, DAV	5
1972	R. Ferry, CIT; R. Dunnivant, UR; L. Keenan, UR	3
1974	Richard Weiters, CIT; B. Daly, UR; B. Dziabul, APP	4
1975	Steve Becker, W&M (NCAA)	6
1976	Randy Ingram, APP	6
1977	Randy Howell, FUR; Rick Martin, APP	5
1978	Ron Mayfield, UTC	6
1979	Dave Cardwell, ETSU	10
1980	Bob Roma, FUR	5
1981	Kip Hagwood, CIT	7
1982	Marcos Velazquez, ETSU	10
1983	Robbie Peele, APP; Tom Sams APP	5
1984	Freddie Hailey, WCU	6
1985	Jim Eldredge, WCU	4
1986	Lee Glaze, CIT; Ron Huntington, WCU	4
1987	Rob Morrison, MAR; Lawrence Sluder, APP; David Turgeon, DAV	3
1988	Billy Baker, CIT	6
1989	Garrett Hinshaw, APP; Anthony Jenkins, CIT; Buddy Ward, CIT	4
1990	Todd Raleigh, WCU; Phillip Tobin, CIT; Anthony Jenkins, CIT	4
1991	Rychlik, CIT; Matt Raleigh, WCU	5
1992	Vic Correll, CIT	6
1993	Ronnie Wagner, FUR; Louie Napoleon, VMI	4



**New York Yankees outfielder Brett Gardner (College of Charleston) was twice the SoCon leader in triples and stolen bases, and the speedster set SoCon marks with 85 runs and 122 hits in 2005.**

1994	Louie Napoleon, VMI	7
1995	Scott McDaniel, APP	6
1996	Mark Hamlin, GSU	6
1997	Luke Goodwin, DAV	7
1998	Shane Sigmon, APP	6
1999	Billy Colome, CofC; Tracy Biggs, WCU	7
2001	Adam Etherington, FUR	6
2001	Adam Etherington, FUR	6
2002	Lee Curtis, CofC	9
2003	Lee Curtis, CofC	11
2004	Brett Gardner, CofC	9
2005	Evan Erickson, Elon; Brett Gardner, CofC; Shane Byrne, ETSU	5
2006	Chris Swauger, CIT	10
2007	Chris Dove, Elon; Chris Campbell, CofC	8
2008	Cover Overholtzer, UNCG; Chris Dove, Elon; Jason Rook, APP	6
2009	Isaac Harrow, APP; Corey Overholtzer, UNCG	6
2010	Mac Doyle, WOF	6
2011	Mac Doyle, WOF	7
2012	Daniel Aldrich, CofC	7
2013	Gunnar Heidt, CofC	7
2014	Jaylin Davis, APP	7

## HITS

1960	Paul Popovich, WVU	43
1962	Joe Hatalla, WVU	39
1963	Steve Berzansky, WVU	41
1964	Bill Marovic, WVU	44
1965	Jim Hyder, DAV	40
1966	Jim Hyder, DAV	35
1967	Chuck Albertson, W&M	40
1968	Gordon Slade, DAV	42
1969	R. Richardson, W&M	41
1970	Sam Perlozzo, GWU; Hank Bunnell, GWU; Mike Ross, CIT	33
1971	B. Barnhill, DAV	44
1975	George Weicker, DAV	52
1976	Russell Lee, FUR	46
1977	Everette Smith, FUR	56
1978	John Baker, UTC	61
1979	Gary Robinette, ETSU	61
1986	Lee Glaze, CIT	88
1987	Keith LeClair, WCU	87
1988	Keith LeClair, WCU	101
1989	Clint Fairey, WCU	69
1990	Anthony Jenkins, CIT	89
1991	Kevin Bellomo, WCU	101
1992	Rodney Hennon, WCU	92
1993	Rodney Hennon, WCU	87
1994	Roy Hurst, WCU	89
1995	Tyson Whitley, GSU	86

# YEARLY STATISTICAL LEADERS



1996	Tommy Peterman, GSU	94
1997	Jeremy Bruce, WCU	99
1998	Terrence Smalls, CIT	90
1999	Eric Johnson, WCU	100
2000	Matt Easterday, GSU	107
2001	Scott Henley, GSU	99
2002	Lee Curtis, CoFC	92
2003	Ryan Gordon, UNCG	96
2004	Byron Barber, CoFC	107
2005	Brett Gardner, CoFC	122
2006	Jermaine Mitchell, UNCG	93
2007	Chris Campbell, CoFC	102
2008	Chris Shehan, GSU	98
2009	Sonny Meade, CIT	104
2010	Cole Rakar, CoFC	102
2011	Eric Phillips, GSU	98
2012	Eric Phillips, GSU	93
2013	Aaron Attaway, WCU	97
2014	Casey Jones, Elon	82

## TOTAL BASES

1971	Eichelberger, FUR	77
1975	George Weicker, DAV	94
1977	Everette Smith, FUR	97
1978	John Baker, UTC	101
1979	Dave Cardwell, ETSU	106
1986	Mike Carson, WCU	123
1987	Clint Fahey, WCU	146
1988	Keith LeClair, WCU	179
1989	Clint Fahey, WCU	125
1990	Anthony Jenkins, CIT	161
1991	Matt Raleigh, WCU	173
1992	Matt Raleigh, WCU	177
1993	Todd Greene, GSU	152
1994	Mike Tidick, WCU	154
1995	Steve Wilson, GSU	146
1996	Tommy Peterman, GSU	187
1997	Jerry Simmons, CIT	147
1998	Philip Hartig, CIT	143
1999	Philip Hartig, CIT	171
2000	Matt Easterday, GSU	187
2001	Philip Hartig, CIT	166
2002	Lee Curtis, CoFC	166
2003	Lee Curtis, CoFC	174
2004	Jared Greenwood, WCU	160
2005	Chris Campbell, CoFC	168
2006	Chris Swauger, CIT	147
2007	Brandon Waring, WOF; Kenny Smith, WCU	189
2008	Jeremie Tice, CoFC	192
2009	Chase Austin, Elon	178
2010	Matt Leeds, CoFC	167
2011	Victor Roache, GSU	179
2012	Brandon Miller, SAM	160
2013	Ryan Kinsella, Elon	168
2014	Aaron Mizell, GSU	132

## RUNS

1960	Dick Jones, CIT	30
1962	Sam Pickens, FUR	28
1963	Bill Marovic, WVU	40
1964	Bill Marovic, WVU	34
1965	Jim Hyder, DAV	23
1966	Mullan, GWU	26
1967	Chuck Albertson, W&M; Chuck Guth, WVU	27
1968	Mike Ross, CIT	27
1969	R. Richardson, W&M	41
1977	David Ball, WCU	46
1978	Wayne Tolleson, WCU	46
1979	Dave Cardwell, ETSU	47
1980	Gary Robinette, ETSU	36
1981	Marcos Velazquez, ETSU	71
1982	Mike Knox, CIT	66
1983	Tony Martin, ETSU	47
1984	David Hyatt, WCU	40
1985	Lawrence Sluder, APP	58
1986	Ed Dubiel, APP	60
1987	Billy Masse, DAV	64
1988	Keith LeClair, WCU	65

1989	Steve Hollins, APP	56
1990	Anthony Jenkins, WCU	70
1991	Kevin Bellomo, WCU	77
1992	Matt Raleigh, WCU	77
1993	Rodney Hennon, WCU	65
1994	Mike Tidick, WCU	62
1995	Tyson Whitley, GSU	57
1996	Tommy Peterman, GSU	66
1997	Jeremy Bruce, WCU	82
1998	Martin Barrow, WCU	72
1999	Eric Johnson, WCU	83
2000	Chris Morris, CIT	81
2001	Doug Schutt, UNCG	67
2002	Chris Walker, GSU	79
2003	Alan Beck, WCU	68
2004	Phillip Coker, CoFC	75
2005	Brett Gardner, CoFC	85
2006	Barrett Shaft, WCU	68
2007	Oliver Marmol, CoFC	84
2008	Chris Shehan, GSU	84
2009	Joey Bergman, CoFC	88
2010	Cole Rakar, CoFC	76
2011	Shawn Payne, GSU	70
2012	Marty Gantt, CoFC	68
2013	Aaron Attaway, WCU	68
2014	Bradley Strong, WCU	58

## STOLEN BASES

1960	Gaines Mason, FUR	17
1962	Larry Hitchcock, CIT; Jim Procopio, WVU	13
1963	Bill Marovic, WVU	27
1964	Bill Marovic, WVU	27
1965	Bill Marovic, WVU	20
1966	Parke, WVU	15
1967	Joe Lalli, GWU (NCAA)	21
1968	Rama, W&M	16
1974	Mike Ramsey, APP	34
1975	Schwartzman, W&M (NCAA)	27
1976	Rick Schwartzmen, W&M	26
1977	Wayne Tolleson, WCU	26
1978	Wayne Tolleson, WCU	29
1979	John Porter, DAV	15
1982	Mike Knox, CIT	39
1984	Eddy Halleman, FUR	19
1985	Tim Jones, CIT	46
1986	Eddy Halleman, FUR	35
1987	Gary Sibayan, VMI	24



*Jared Greenwood was one of four Western Carolina sluggers to lead the SoCon in home runs between 2001-06 when he hit 21 in 2004.*

1988	Gary Sibayan, VMI	26
1989	Billy Swails, CIT	17
1990	Dan McDonnell, CIT	38
1991	Dan McDonnell, CIT	30
1992	Vic Correll, CIT; Dan McDonnell, CIT	27
1993	Will Shellman, APP	29
1994	David Beckley, CIT	39
1995	David Groseclose, VMI	33
1996	Antoine Moran, GSU	50
1997	Terrence Smalls, CIT	33
1998	Terrence Smalls, CIT	49
1999	Chris Morris, CIT	52
2000	Chris Morris, CIT	84
2001	Chris Walker, GSU	41
2002	Chris Walker, GSU	48
2003	Brett Gardner, CoFC	28
2004	Byron Barber, CoFC	25
2005	Brett Gardner, CoFC	38
2006	Phillip Coker, CoFC	36
2007	Chris Dove, Elon	31
2008	Chris Dove, Elon	38
2009	Trevor Collias, WCU	30
2010	Shawn Payne, GSU	43
2011	Shawn Payne, GSU	33
2012	Hector Crespo, APP	30
2013	William Head, APP; Ben Morgan, GSU	27
2014	Hunter Burton, FUR	41

## BASES ON BALLS

1960	Harold Honeycutt, VT	23
1983	Mel Kinsey, WCU	55
1985	Ken Vickery, CIT	52
1990	Dan McDonnell, CIT	62
1991	Dan McDonnell, CIT	53
1992	Dan McDonnell, CIT	63
1993	Todd Greene, GSU	44
1994	Franco Martin, VMI	44
1995	Sy Jones, GSU	59
1996	Bo Betchman, CIT; Sy Jones, GSU	49
1997	Alex Tolbert, WCU	59
1998	Chris Moore, WCU	62
1999	Chris Morris, CIT	57
2000	Shane Schumaker, UNCG; Chris Morris, CIT	47
2001	Shane Schumaker, UNCG	43
2002	Strat Stavrou, WOF	41
2003	Alan Beck, WCU	47
2004	Chip Cannon, CIT	71
2005	Jared Greenwood, WCU	54
2006	Greg Dowling, GSU	53
2007	Blake Murphy, WCU	52
2008	Ricky Orton, UNCG	61
2009	Chris McGuiness, CIT	65
2010	Rob Kral, CoFC	58
2011	Rob Kral, CoFC	61
2012	Marty Gantt, CoFC; Hector Crespo, APP	45
2013	Bo Thompson, CIT	54
2014	T.J. Dixon, SAM; Bo Thompson, CIT	41

## HIT BY PITCH

2002	Brett Anderson, CoFC	20
2003	James Payne, GSU	23
2004	Byron Barber, CoFC	24
2005	Gary Morris, Elon	32
2006	Tim Hallam, WCU	19
2007	Graham Maiden, CoFC	29
2008	Bennett Davis, Elon	22
2009	Griffin Benedict, GSU	24
2010	Chris Barker, UNCG	26
2011	Trevor Edwards, UNCG	18
2012	Tyler Zupcic, APP; Scooter Williams, GSU	14
2013	Scooter Williams, GSU	19
2014	Bo Thompson, CIT	22



## INDIVIDUAL PITCHING

WINS		
1952	Moe Bauer, WF	11
1959	Dennis Hill, GWU; Paul Chuma, WVU	8
1960	Dick Almes, CIT	8
1962	Tom Shafer, WVU	9
1963	John Radosevich, WVU	8
1964	John Radosevich, WVU	9
1965	John Radosevich, WVU	8
1966	Jerry Meadows, WVU	9
1967	Jay Newton, W&M; Mike Moschel, WVU;	
	Dick Balderson, UR	7
1968	Hank Bunnell, GWU	9
1969	Hank Bunnell, GWU	6
1970	Hank Bunnell, GWU	9
1971	John Katona, FUR; Doug Pounder, CIT	10
1972	John Katona, FUR	8
1973	T. Toms, ECU; S. Anspaugh, APP	7
1974	R. Martin, UR, J. Blankenship, APP	7
1975	Hank Welch, CIT; Joel Tew, DAV	8
1976	Mickey Britt, ECU	10
1977	Jerry Reed, WCU	10
1978	Mike Pendleton, CIT	9
1979	Frank Galloway, CIT	9
1980	Jeff Andrews, ETSU	11
1981	Joe Graves, ETSU	11
1982	Phil Pierce, ETSU	10
1983	Mike Cherry, CIT	12
1984	Pete Hardee, APP	12
1985	Scott Gay, WCU	12
1986	Keith Smith, WCU	10
1987	Steve Condon, DAV	9
1988	Greg Wilcox, DAV	11
1989	Pete Palmer, APP	8
1990	Jack Kimel, WCU	11
1991	Will Ertel, FUR	12
1992	Jack Kimel, WCU	10
1993	Jason Beverlin, WCU	12
1994	Jason Beverlin, WCU	11
1995	William Rushing, GSU; Chris Pollard, DAV	11
1996	Julio Ayala, GSU	15
1997	Mark DiFelice, WCU	10
1998	Mark DiFelice, WCU	11
1999	Matt Baber, ETSU	12
2000	David Ray, GSU	12
2001	Brett Lewis, GSU	9
2002	Scooter Michael, UNCG	12
2003	Tom Mastny, FUR; Jarrett Santos, UNCG	11
2004	Ryan Johnson, CofC; Jonathan Ellis, CIT	12
2005	Jeremy Hall, ETSU	10
2006	Nick Chigges, CofC	11
2007	Nick Chigges, CofC; Ben Austin, WOF	11
2008	Steven Hensley, Elon	10
2009	Chris Mederos, GSU	11
2010	Asher Wojciechowski, CIT	12
2011	Josh Renfro, CofC; Chris Beck, GSU;	
	Josh Adams, GSU	9
2012	Josh Martin, SAM	12
2013	Jeremy Null, WCU; Jamie Nunn, APP	9
2014	Alex Ledford, SAM	11

EARNED RUN AVERAGE		
1957	Fox, CIT	1.44
1958	Chuma, WVU (NCAA)	1.50
1960	Jim Carter, WVU	1.07
1962	Tom Shafer, WVU	1.52
1963	Joe Jeran, WVU	1.15
1964	Percy Sensabaugh, VMI	0.67
1965	Winston Blenckstone, UR	0.99
1966	Vaughn Kovach, WVU	0.66
1967	Marshall Dellinger, ECU	0.85
1968	Dennis Burke, ECU	0.91
1969	Terry Deaver, FUR	0.83
1970	Ron Hastings, ECU	0.56
1971	Richardson, W&M	0.87
1972	Rusty Booth, CIT	0.95
1973	R. Hatcher, UR	0.69

1974	D. LaRussa, ECU	0.87
1975	Dean Reavis, ECU	1.82
1976	Pete Conaty, ECU	1.21
1977	Mickey Britt, ECU	1.68
1978	Don Gordon, CIT	1.72
1979	Frank Galloway, CIT	1.00
1980	Mike Sullivan, MAR	0.60
1981	Alan Hurt, CIT	1.85
1982	Kirk Bailey, APP	1.25
1983	David Mills, CIT	1.13
1984	Rich Collins, CIT	1.70
1985	J.D. McKinney, MAR	3.05
1986	Mike Monte, CIT	2.84
1987	Ward Withrow, CIT	1.32
1988	Paul Menhart, WCU	3.55
1989	Matt Gore, CIT	2.41
1990	Ken Britt, CIT (preCWS)	1.97
1991	Ken Britt, CIT	2.59
1992	Gettys Glaze, CIT	1.70
1993	John Price, CIT	2.20
1994	Britt Reames, CIT	2.16
1995	Donald Morillo, CIT	1.60
1996	Dan Stutzman, APP	2.24
1997	Tom Martin, CIT	3.25
1998	Jason Parsons, UNCG	2.32
1999	Lucas Hocker, CofC	2.52
2000	Eric Talbert, CIT	2.76
2001	Eric Talbert, CIT	2.06
2002	Randy Corn, CIT	1.37
2003	Tom Mastny, FUR	1.09
2004	Jonathan Ellis, CIT	2.18
2005	Chris Mason, UNCG	2.88
2006	Nick Chigges, CofC	1.40
2007	Drew Saberhagen, WCU	2.87
2008	Jay Jackson, FUR	3.17
2009	Matt Talley, CIT	3.42
2010	Matt Benedict, WCU	3.11
2011	Andy Moye, GSU; Matt Murray, GSU	2.39
2012	Christian Powell, CofC	2.69
2013	Alex Abrams, FUR	2.43
2014	Jason Richman, GSU	1.20

STRIKEOUTS		
1955	Jim Heise, WVU	111
1959	Dick Almes, CIT	127
1960	Paul Chuma, WVU	
1962	Frank Griffith, UR	84
1963	John Radosevich, WVU (NCAA)	95
1964	John Radosevich, WVU	123
1965	John Radosevich, WVU	120
1966	Holland, DAV	113
1967	Jerry Meadows, ECU	105



*Wofford pitcher Ben Austin paced the SoCon with 11 wins in 2007 and a pair of shutouts in 2008.*

1968	Hank Bunnell, GWU	93
1969	Hank Bunnell, GWU	79
1970	Hank Bunnell, GWU	110
1971	John Katona, FUR	109
1972	S. Arrington, CIT	68
1973	S. Arrington, CIT	93
1974	Todd Brenizer, FUR	78
1975	Richard Wieters, CIT	62
1976	Chris Davis, W&M	84
1977	Tim Barr, DAV	106
1978	Mike Pendleton, CIT	98
1979	Mike Pendleton, CIT	91
1981	Jeff Barkley, CIT	88
1982	Mike Cherry, CIT	106
1983	Mike Cherry, CIT	132
1984	Scott Gay, WCU	62
1985	Scott Gay, WCU	118
1986	Len Stratton, APP	90
1987	Len Stratton, APP	69
1988	Wilcox, DAV	86
1989	Paul Menhart, WCU	64
1990	Paul Menhart, WCU	82
1991	Will Ertel, FUR	96
1992	Gettys Glaze, CIT	104
1993	Jason Beverlin, WCU	106
1994	Jason Beverlin, WCU	154
1995	William Rushing, GSU	172
1996	Julio Ayala, GSU	143
1997	Ryan Cummings, GSU	104
1998	Brian Rogers/Brian Wiley, CIT	159
1999	Brian Wiley, CIT	150
2000	David Ray, GSU	115
2001	Reid Casey, ETSU	107
2002	Brett Lewis, GSU	122
2003	Dennis Dove, GSU	118
2004	Jonathan Ellis, CIT	131
2005	Chris Mason, UNCG	135
2006	Everett Teaford, GSU	122
2007	Nick Chigges, CofC	112
2008	Steven Hensley, Elon	99
2009	Chris Mederos, GSU	113
2010	Asher Wojciechowski, CIT	155
2011	Chris Beck, GSU	109
2012	Chris Beck, GSU	115
2013	Justin Hess, GSU	120
2014	Sam Howard, GSU	94

INNINGS PITCHED		
1960	Dick Almes, CIT	94.0
1961	Lee Melear, VPI	
1962	Tom Shafer, WVU	88.1
1963	Tony Romasco, GWU	76.2
1964	John Radosevich, WVU	81.0
1965	John Radosevich, WVU	77.0
1966	Bryan, DAV	90.0
1967	Jay Newton, W&M	97.0
1968	Dick Balderson, UR	80.0
1969	Hank Bunnell, GWU	88.1
1970	Hank Bunnell, GWU	102.1
1971	R. Pipan, DAV	94.0
1972	John Katona, FUR	76.1
1973	T. Toms, ECU	77.1
1974	J. Blankenship, APP	93.1
1975	Joel Tew, DAV	94.2
1976	Mickey Britt, ECU	103.2
1977	Tim Barr, DAV	113.1
1978	Albie DeYoung, MAR	75.0
1979	Frank Galloway, CIT	99.0
1981	Jeff Barkley, CIT	94.0
1985	Scott Gay, WCU	113.1
1989	Paul Menhart, WCU	86.1
1990	Billy Baker, CIT	109.1
1991	Will Ertel, FUR	132.1
1992	Phillip Grundy, WCU	110.1
1993	Jason Beverlin, WCU	105.1
1994	Jason Beverlin, WCU	124.1



# YEARLY STATISTICAL LEADERS



1995	William Rushing, GSU	160.0
1996	Julio Ayala, GSU	152.0
1997	Clint Sauls, GSU	115.0
1998	Clint Sauls, GSU	122.0
1999	David Pember, WCU	119.2
2000	Matt Baber, ETSU	133.2
2001	Reid Casey, ETSU	117.1
2002	Brett Lewis, GSU	126.1
2003	Ryan Basner, WCU	125.0
2004	Jonathan Ellis, CIT	136.1
2005	Everett Teaford, GSU	119.2
2006	Everett Teaford, GSU	120.1
2007	Austin Redwine, WOF	109.0
2008	Jay Jackson, FUR	99.1
2009	Wes Wrenn, CIT	102.0
2010	Asher Wojciechowski, CIT	125.2
2011	Chris Beck, GSU	103.0
2012	Josh Martin, SAM	110.0
2013	Kyle Webb, Elon	104.0
2014	Jordan Smith, WCU	105.0

## COMPLETE GAMES

1956	Charlie Moore, FUR	9
1965	John Radosevich, WVU	9
1966	Four players	7
1967	Jay Newton, W&M; Dick Balderson, UR	11
1968	Hank Bunnell, GWU; Dick Balderson, UR	9
1970	John Katona, FUR	10
1971	Rick Pipan, DAV	11
1974	Jim Blankenship, APP	9
1975	Joel Tew, DAV	10
1976	Jeff Roberts, FUR	9
1977	Tim Barr, DAV	10
1978	Albie DeYoung, MAR	8
1979	Mike Priemeyer, ETSU	9
1980	Jeff Andrews, ETSU	9
1981	Jeff Barkley, CIT	9
1985	Kirk Burnett, FUR; Chris Johnson, ETSU	9
1989	Mike Clark, FUR	7
1990	Danny Clark, ETSU	8
1991	Will Ertel, FUR	11
1992	Charles Braswell, FUR; Dallas Rinehart, ETSU	9
1993	Matt Spade, MAR	7
1994	Matt Spade, MAR	9
1995	Chris Pollard, DAV	11
1996	W.G. Smith, VMI	7
1997	Jonathan Coulombe, DAV	10
1998	Michael Harrell, ETSU	7
1999	Matt Baber, ETSU	11
2000	Matt Baber, ETSU	9
2001	Toby David, FUR; George Lehr, WOF	4
2002	Jay Metzger, UNCG	6
2003	Tom Mastny, FUR	8
2004	Jonathan Ellis, CIT	9
2005	Chris Mason, UNCG	8
2006	Everett Teaford, GSU	4
2007	Seven tied	2
2008	Jesse Simpson, CofC; Ben Austin, WOF	2
2009	Wes Wrenn, CIT	3
2010	Asher Wojciechowski, CIT; Ian Parry, FUR; Jake Brown, GSU	3
2011	Matt Talley, CIT; Chris Beck, GSU; Andy Moye, GSU; Jordan Smith, WCU; Cash Collins, WOF	2
2012	Chris Beck, GSU	4
2013	C.K. Irby, SAM	3
2014	Tyler Moore, APP	5

## APPEARANCES

1989	Dan Norman, APP	22
1990	Hank Kraft, CIT	27
1991	Hank Kraft, CIT	26
1992	Billy Goodrich, VMI; Hank Kraft, CIT	24
1993	Paul Thornton, GSU	35
1994	Mike Manning, WCU	40
1995	Donald Morillo, CIT	32
1996	Tod Lee, GSU	38
1997	Tod Lee, GSU	42

1998	Tom Martin, CIT	38
1999	Marty Jones, GSU	33
2000	Taft Cable, UNCG	38
2001	Ted Toler, UNCG	41
2002	Randy Corn, CIT	39
2003	Jarrett Santos, UNCG	41
2004	Jarrett Santos, UNCG	34
2005	Luke Miller, WCU	37
2006	Patrick Currin, UNCG	38
2007	Kyle Kamppi, GSU	37
2008	James White, UNCG	38
2009	Mike Frongello, DAV	34
2010	Andrew Chilcoat, WCU	34
2011	Mike Frongello, DAV	39
2012	Ryan Hines, CIT	36
2013	Zach Sherrill, CIT	48
2014	Jason Richman, GSU	47

## SAVES

1988	Brad Wanzenberg, DAV	11
1989	Tripp Blanton, CIT; Dan Norman, APP	6
1990	Hank Kraft, CIT; Doug Uzdilla, WCU	7
1991	Hank Kraft, CIT	9
1992	Hank Kraft, CIT	12
1993	Paul Thornton, GSU	17
1994	Mike Manning, WCU	14
1995	Donald Morillo, CIT	13
1996	Tod Lee, GSU	11
1997	Tod Lee, GSU; Tom Martin, CIT	7
1998	David Pember, WCU; Tom Martin, CIT	8
1999	Brett Davey, CofC; Jay Morgan, CIT; Ian Ostlund, VMI	7
2000	Jay Morgan, CIT	10
2001	Randy Corn, CIT; Andy Hutchings, CofC	12
2002	Randy Corn, CIT	13
2003	Chris Mason, UNCG	8
2004	Brett Harker, CofC	13
2005	Brett Harker, CofC	15
2006	Josh McLaughlin, CofC; Link Saunders, CIT	15
2007	A.J. Battisto, GSU; Greg Holland, WCU	10
2008	Thomas Girdwood, Elon	10
2009	Thomas Girdwood, Elon	17
2010	Chris Patterson, APP	13
2011	Andrew Jones, SAM	15
2012	Nathan Hyatt, APP	16
2013	Preston Hatcher, WCU	14
2014	Skylar Hunter, CIT	15

## SHUTOUTS

1979	Frank Galloway, CIT	4
1981	Jeff Montgomery, MAR	4
1989	Matt Gore, CIT; Paul Menhart, WCU	2
1990	Richard Shirer, CIT	3
1991	Ken Britt, CIT; Chris Smith, APP	3
1992	Gettys Glaze, CIT	5
1993	Clint Fair, GSU	3
1994	Tim Roth, GSU; William Rushing, GSU	3
2000	Four tied	1
2001	Six tied	1
2002	Five tied	2
2003	10 tied	1
2004	Jonathan Ellis, CIT	2
2005	Chris Mason, UNCG	1
2006	Nick Chigges, CofC	2
2007	Six tied	1
2008	Ben Austin, WOF	2
2009	David Peterson, CofC; Matt Crim, CIT	1
2010	Matt Talley, CIT; Jimmy Reyes, Elon	2
2011	Jordan Smith, WCU	2
2012	Six tied	1
2013	Sam Agnew-Wieland, APP	2
2014	Five tied	1

## OPPOSING BATTING AVERAGE

2002	Randy Corn, CIT	.157
2003	Tom Mastny, FUR	.178
2004	Jonathan Ellis, CIT	.221
2005	Link Saunders, CIT	.234



*The 39 appearances by Davidson's Mike Frongello in 2010 were the most by any SoCon pitcher.*

2006	Nick Chigges, CofC	.205
2007	Jeff Beliveau, CofC	.229
2008	Jay Jackson, FUR	.216
2009	Rob Gilliam, UNCG	.224
2010	Asher Wojciechowski, CIT	.233
2011	Matt Murray, GSU	.207
2012	Matt Pegler, CofC	.221
2013	Alex Abrams, FUR	.236
2014	Danny Mooney, DAV	.203

## TEAM BATTING

### BATTING AVERAGE

1963	The Citadel	.219
1964	West Virginia	.283
1965	George Washington	.279
1966	George Washington	.318
1967	East Carolina	.273
1968	George Washington	.284
1969	William & Mary	.269
1970	Richmond	.275
1971	Furman	.272
1972	Richmond	.262
1973	Appalachian State	.278
1974	Appalachian State	.268
1975	The Citadel	.293
1976	The Citadel	.295
1977	Western Carolina	.322
1978	Appalachian State	.353
1979	ETSU	.302
1980	Western Carolina	.324
1981	Appalachian State	.346
1982	The Citadel	.346
1983	Appalachian State	.317
1984	Appalachian State	.314
1985	Appalachian State	.328
1986	Appalachian State	.343
1987	Western Carolina	.314
1988	Appalachian State	.339
1989	Marshall	.317
1990	Western Carolina	.314
1991	Western Carolina	.330
1992	Western Carolina	.320
1993	ETSU	.313
1994	Western Carolina	.295
1995	Georgia Southern	.294
1996	Appalachian State	.314
1997	Western Carolina	.351
1998	ETSU	.314
1999	Western Carolina	.328

2000	The Citadel	.325
2001	Western Carolina	.311
2002	Western Carolina	.334
2003	The Citadel; Georgia Southern	.307
2004	College of Charleston	.341
2005	College of Charleston	.355
2006	College of Charleston	.325
2007	College of Charleston	.350
2008	Georgia Southern	.346
2009	College of Charleston	.345
2010	College of Charleston	.319
2011	Western Carolina	.302
2012	Western Carolina	.310
2013	UNCG	.311
2014	UNCG	.310

## HOME RUNS

1963	VMI	15
1964	Davidson	13
1965	Virginia Tech	10
1966	East Carolina	10
1967	East Carolina	14
1968	East Carolina	27
1969	East Carolina	16
1970	Furman	13
1971	Furman	29
1972	East Carolina	13
1973	Richmond	10
1974	East Carolina	19
1975	Davidson	24
1976	Richmond	24
1977	Western Carolina	37
1978	Appalachian State	41
1979	ETSU	44
1980	ETSU	40
1981	ETSU	69
1982	ETSU	60
1983	ETSU	59
1984	Western Carolina	36
1985	Appalachian State	78
1986	Appalachian State	76
1987	Davidson	84
1988	Western Carolina	112
1989	Western Carolina	70
1990	Western Carolina	65
1991	Western Carolina	67
1992	Western Carolina	87
1993	Western Carolina; Davidson	67
1994	Davidson	47
1995	Georgia Southern	57
1996	Georgia Southern	73
1997	Western Carolina	100
1998	Western Carolina	55
1999	Western Carolina	82
2000	UNCG	61
2001	Georgia Southern	60
2002	Western Carolina	56
2003	Western Carolina	58
2004	Western Carolina	66
2005	ETSU	69
2006	Elon	68
2007	Wofford	108
2008	College of Charleston	130
2009	Elon	138
2010	College of Charleston	105
2011	College of Charleston	81
2012	Samford	66
2013	Western Carolina	71
2014	Georgia Southern	61

## SLUGGING PERCENTAGE

2002	College of Charleston	.508
2003	College of Charleston	.464
2004	College of Charleston	.485
2005	ETSU	.523
2006	Furman	.471
2007	College of Charleston	.570
2008	College of Charleston	.607
2009	Elon	.596

2010	College of Charleston	.539
2011	College of Charleston	.486
2012	Samford	.457
2013	Western Carolina	.493
2014	Davidson	.459

## ON-BASE PERCENTAGE

2002	College of Charleston	.412
2003	Georgia Southern	.396
2004	College of Charleston	.431
2005	College of Charleston	.432
2006	Elon	.402
2007	College of Charleston	.423
2008	Georgia Southern	.437
2009	College of Charleston	.430
2010	College of Charleston	.413
2011	College of Charleston	.394
2012	Samford	.387
2013	The Citadel	.395
2014	Western Carolina	.383

## RUNS

2002	College of Charleston	533
2003	Western Carolina	477
2004	College of Charleston	535
2005	College of Charleston	553
2006	Elon	491
2007	College of Charleston	552
2008	College of Charleston	627
2009	Elon	604
2010	College of Charleston	576
2011	College of Charleston	446
2012	Samford	436
2013	The Citadel	434
2014	Georgia Southern	413

## HITS

2002	Georgia Southern	733
2003	Western Carolina	694
2004	College of Charleston	760
2005	College of Charleston	814
2006	College of Charleston	725
2007	College of Charleston	760
2008	Georgia Southern	751
2009	The Citadel	728
2010	College of Charleston	732



*Furman's Tom Mastny recorded a 1.09 ERA in 2003, which stands as the lowest mark in the SoCon since 1980.*

2011	College of Charleston	627
2012	Samford	674
2013	Western Carolina	653
2014	Georgia Southern	627

## RUNS BATTED IN

2002	College of Charleston	450
2003	Western Carolina	421
2004	College of Charleston	475
2005	College of Charleston	495
2006	Elon	449
2007	College of Charleston	513
2008	College of Charleston	589
2009	Elon	558
2010	College of Charleston	532
2011	College of Charleston	416
2012	Samford	399
2013	The Citadel	398
2014	Georgia Southern	372

## DOUBLES

2002	College of Charleston	151
2003	Western Carolina	148
2004	Western Carolina	137
2005	College of Charleston	174
2006	Appalachian State	136
2007	Appalachian State	168
2008	College of Charleston	161
2009	College of Charleston	156
2010	College of Charleston	160
2011	College of Charleston	134
2012	Appalachian State	134
2013	Western Carolina	145
2014	Samford	120

## TRIPLES

2002	College of Charleston	42
2003	College of Charleston	27
2004	College of Charleston	23
2005	ETSU	17
2006	The Citadel	21
2007	College of Charleston	26
2008	Elon	24
2009	Elon	24
2010	UNCG	21
2011	Elon	21
2012	Appalachian State	20
2013	Elon	19
2014	Appalachian State	21

## TOTAL BASES

2002	College of Charleston	1,089
2003	Western Carolina	1,044
2004	College of Charleston	1,080
2005	College of Charleston	1,196
2006	Elon	1,022
2007	College of Charleston	1,237
2008	College of Charleston	1,304
2009	Elon	1,310
2010	College of Charleston	1,237
2011	College of Charleston	1,028
2012	Samford	1,020
2013	Western Carolina	1,045
2014	Georgia Southern	940

## BASES ON BALLS

2002	College of Charleston	256
2003	Western Carolina	274
2004	The Citadel	260
2005	Elon	250
2006	Elon	308
2007	Elon	277
2008	Elon	330
2009	Elon	326
2010	Elon	302
2011	College of Charleston	297
2012	Samford	251
2013	Elon	280
2014	Georgia Southern	256

## HIT BY PITCH

2002	Georgia Southern	86
2003	Georgia Southern	92
2004	College of Charleston	122
2005	Elon	108
2006	Western Carolina	101
2007	College of Charleston	96
2008	Elon	105
2009	Georgia Southern	107
2010	Elon; Western Carolina	93
2011	Elon	79
2012	Samford	73
2013	Western Carolina	72
2014	Western Carolina	82

## STRIKEOUTS

2002	The Citadel	397
2003	The Citadel	431
2004	The Citadel	466
2005	Elon	424
2006	Wofford	447
2007	Wofford	427
2008	Elon	443
2009	Elon	469
2010	College of Charleston	479
2011	Davidson	476
2012	College of Charleston	488
2013	Georgia Southern	514
2014	Samford	448

## STOLEN BASES

2002	Georgia Southern	151
2003	UNCG; College of Charleston	101
2004	College of Charleston	112
2005	College of Charleston	99
2006	College of Charleston	128
2007	Elon	103
2008	Elon	155
2009	Western Carolina	126
2010	The Citadel	127
2011	Elon	114
2012	Appalachian State	94
2013	Wofford	163
2014	Wofford	152

## TEAM PITCHING

### EARNED RUN AVERAGE

1963	The Citadel	3.14
1964	West Virginia	1.46
1965	VMI	2.20
1966	West Virginia	1.84
1967	East Carolina	1.93
1968	East Carolina	2.47
1969	The Citadel	1.91
1970	East Carolina	1.57
1971	The Citadel	2.17
1972	The Citadel	1.74
1973	The Citadel	2.14
1974	East Carolina	1.86
1975	East Carolina	2.62
1976	East Carolina	2.02
1977	The Citadel	2.67
1978	The Citadel	2.41
1979	The Citadel	2.24
1980	The Citadel	3.16
1981	The Citadel	3.37
1982	The Citadel	2.61
1983	The Citadel	2.84
1984	Appalachian State	2.59
1985	Appalachian State	4.06
1986	Appalachian State	4.25
1987	Appalachian State	4.79
1988	Western Carolina	4.92
1989	The Citadel	4.38
1990	The Citadel	3.67
1991	The Citadel	3.40
1992	The Citadel	3.77



*The Citadel's Mike Pendleton (1978-81) owned a career 2.80 ERA and was part of a run that saw the Bulldogs lead the league in that category from 1977-83.*

1993	Georgia Southern	3.89
1994	Western Carolina	2.97
1995	The Citadel	3.26
1996	Georgia Southern	4.26
1997	The Citadel	5.19
1998	Western Carolina	4.03
1999	College of Charleston	4.54
2000	The Citadel	4.12
2001	The Citadel	3.81
2002	The Citadel	3.53
2003	UNCG	3.69
2004	UNCG	4.17
2005	College of Charleston	4.06
2006	College of Charleston	3.02
2007	Western Carolina	4.79
2008	The Citadel	5.17
2009	The Citadel	4.50
2010	The Citadel	4.57
2011	Samford	3.11
2012	College of Charleston	3.21
2013	College of Charleston	4.20
2014	Georgia Southern	3.15

## OPPOSING BATTING AVERAGE

2002	The Citadel	.257
2003	UNCG	.256
2004	College of Charleston	.268
2005	College of Charleston	.270
2006	College of Charleston	.238
2007	College of Charleston	.275
2008	Elon	.284
2009	The Citadel	.274
2010	The Citadel	.274
2011	Samford	.242
2012	College of Charleston	.241
2013	College of Charleston	.264
2014	Georgia Southern	.252

## INNINGS PITCHED

2002	Georgia Southern	563.1
2003	Western Carolina	566.1
2004	The Citadel	600.2
2005	College of Charleston	568.0
2006	College of Charleston	575.1
2007	Western Carolina	550.1

2008	Elon	549.2
2009	The Citadel	539.2
2010	The Citadel	580.2
2011	Georgia Southern	546.2
2012	Samford	570.1
2013	Elon	573.1
2014	Georgia Southern	565.0

## STRIKEOUTS

2002	Georgia Southern	552
2003	Georgia Southern	591
2004	The Citadel	494
2005	College of Charleston	509
2006	College of Charleston	522
2007	College of Charleston	445
2008	College of Charleston	480
2009	Western Carolina	487
2010	College of Charleston	531
2011	Samford	479
2012	Samford	491
2013	Western Carolina	490
2014	Wofford	496

## WINS

2002	Georgia Southern	39
2003	Western Carolina	43
2004	College of Charleston	47
2005	College of Charleston	48
2006	College of Charleston	46
2007	Western Carolina	41
2008	Elon	44
2009	Georgia Southern	42
2010	College of Charleston	44
2011	College of Charleston	39
2012	Appalachian State; Samford	41
2013	Western Carolina	39
2014	Georgia Southern	40

## SAVES

2002	Western Carolina	15
2003	Western Carolina	14
2004	College of Charleston	19
2005	College of Charleston	19
2006	College of Charleston	20
2007	Wofford	15
2008	College of Charleston	18
2009	Elon	24
2010	Appalachian State; Georgia Southern	15
2011	College of Charleston	20
2012	Elon	19
2013	Western Carolina	17
2014	Samford	18

## RUNNERS PICKED OFF

2002	Georgia Southern	17
2003	VMI	21
2004	Western Carolina	17
2005	Georgia Southern	22
2006	Georgia Southern	22
2007	Georgia Southern	22
2008	The Citadel	28
2009	The Citadel; Davidson	17
2010	Davidson	25
2011	Georgia Southern	23
2012	College of Charleston	17
2013	Elon; Davidson	19
2014	Wofford; Georgia Southern	16

## FEWEST HITS ALLOWED

2002	The Citadel	491
2003	Davidson	465
2004	Wofford	496
2005	UNCG	493
2006	College of Charleston	512
2007	College of Charleston	578
2008	Furman	578
2009	UNCG	513
2010	Davidson	558
2011	Davidson	466



2012	UNCG	471
2013	College of Charleston	520
2014	Davidson	441

## FEWEST RUNS ALLOWED

2002	The Citadel	259
2003	Furman	261
2004	UNCG	278
2005	UNCG	274
2006	College of Charleston	238
2007	Western Carolina	346
2008	The Citadel	330
2009	The Citadel	318
2010	Appalachian State	332
2011	Samford	237
2012	College of Charleston	263
2013	College of Charleston	272
2014	Georgia Southern	273

## FEWEST EARNED RUNS ALLOWED

2002	The Citadel	193
2003	Furman	215
2004	UNCG	227
2005	UNCG	228
2006	College of Charleston	193
2007	College of Charleston	282
2008	The Citadel	287
2009	The Citadel	270
2010	Appalachian State	287
2011	Samford	181
2012	College of Charleston	192
2013	College of Charleston	239
2014	Georgia Southern	198

## FEWEST WALKS ALLOWED

2002	VMI	152
2003	UNCG	52
2004	UNCG	145
2005	UNCG	154
2006	Furman	172
2007	Furman	186
2008	Furman	196
2009	Appalachian State	184
2010	Davidson	188
2011	Davidson	156
2012	College of Charleston	182
2013	College of Charleston	167
2014	Davidson	188

## FEWEST DOUBLES ALLOWED

2002	The Citadel	92
2003	Furman	85
2004	UNCG; Elon	104
2005	Furman	94
2006	College of Charleston	66
2007	College of Charleston	96
2008	Elon	97
2009	The Citadel	86
2010	The Citadel	100
2011	Samford	76
2012	Western Carolina	76
2013	Furman	87
2014	Western Carolina	72

## FEWEST TRIPLES ALLOWED

2002	The Citadel	7
2003	Furman	6
2004	College of Charleston	5
2005	Davidson	5
2006	College of Charleston	3
2007	Elon	8
2008	Davidson; College of Charleston	6
2009	Elon	2
2010	Elon	9
2011	Elon	5
2012	Wofford	2
2013	Davidson; College of Charleston	7
2014	Georgia Southern	6

## FEWEST HOME RUNS ALLOWED

2002	The Citadel	24
2003	Davidson	28
2004	UNCG	26
2005	UNCG	34
2006	UNCG	35
2007	Western Carolina	44
2008	The Citadel	37
2009	The Citadel	34
2010	Appalachian State	49
2011	College of Charleston	24
2012	Appalachian State	22
2013	Western Carolina	28
2014	UNCG	16

## WILD PITCHES

2002	College of Charleston	56
2003	Wofford	55
2004	College of Charleston	64
2005	Wofford	66
2006	Wofford	69
2007	Appalachian State	61
2008	College of Charleston	71
2009	Western Carolina	67
2010	UNCG	75
2011	Furman	61
2012	Furman	77
2013	UNCG	73
2014	Furman	81

## HIT BATTERS

2002	VMI	58
2003	College of Charleston	71
2004	Davidson	67
2005	Appalachian State	66
2006	Wofford	70
2007	Davidson	85
2008	Davidson; Western Carolina	72
2009	Western Carolina	92
2010	Furman	80
2011	College of Charleston	82
2012	College of Charleston	77
2013	College of Charleston	76
2014	Elon	81

## TEAM FIELDING

### FIELDING PERCENTAGE

1979	Marshall	.952
1980	ETSU	.959
1981	ETSU	.962
1982	ETSU	.958
1983	ETSU	.957
1984	Appalachian State	.960
1985	Appalachian State	.953
1986	Western Carolina	.952
1987	Davidson	.960
1988	The Citadel	.955
1989	Appalachian State; Western Carolina	.961
1990	Appalachian State	.953
1991	The Citadel	.963
1992	Georgia Southern	.962
1993	VMI	.973
1994	ETSU	.963
1995	The Citadel	.967
1996	Georgia Southern	.966
1997	The Citadel	.957
1998	UNCG	.968
1999	UNCG	.961
2000	UNCG	.965
2001	Wofford	.960
2002	Georgia Southern	.962
2003	UNCG	.970
2004	The Citadel	.974
2005	UNCG	.972
2006	Elon	.970
2007	UNCG	.967
2008	Appalachian State	.971



*Ryan Falcon was part of UNCG pitching staffs that allowed the fewest home runs in the SoCon each year from 2004-06.*

2009	Georgia Southern	.973
2010	Georgia Southern	.967
2011	UNCG	.975
2012	Appalachian State	.968
2013	Appalachian State	.970
2014	Furman	.967

## ERRORS

2002	Furman	114
2003	College of Charleston	114
2004	Appalachian State	119
2005	Appalachian State	138
2006	Wofford	109
2007	College of Charleston; Wofford	101
2008	Davidson	108
2009	Western Carolina	98
2010	Samford	101
2011	The Citadel	98
2012	Wofford	112
2013	Elon	110
2014	Davidson	87

## DOUBLE PLAYS

2002	Furman	61
2003	Western Carolina	55
2004	The Citadel	60
2005	Furman	68
2006	Georgia Southern	64
2007	Wofford	64
2008	UNCG	59
2009	Elon	61
2010	Elon	66
2011	Furman	59
2012	Elon	57
2013	Appalachian State	52
2014	Furman; Samford	58

## CAUGHT STEALING

2002	Wofford	29
2003	Georgia Southern	35
2004	Wofford; Davidson; Georgia Southern	32
2005	Western Carolina	37
2006	Davidson	42
2007	Georgia Southern	26
2008	Davidson	27
2009	Samford	32
2010	Wofford	33
2011	Wofford	30
2012	Elon	30
2013	Davidson	38
2014	Georgia Southern	30